

# WORD MAPPING + FLUENCY BUILDING

## Word Mapping

Directions: Say the word. Then tap the word. Finally, write the word.



## Word Map

Directions: Say the word. Then tap the word. Finally, write the word.



## Fluency Table

Directions: Read the fluency table. Color a star each time you read the table.

mad	fan	bag	map
jam	bag	fan	bag
map	cat	mad	am
bag	fan	map	
jam	mad	bag	
cat	map	jam	




© A Teachable Teacher

all-in-one

100+ pages

# the phonics bundle

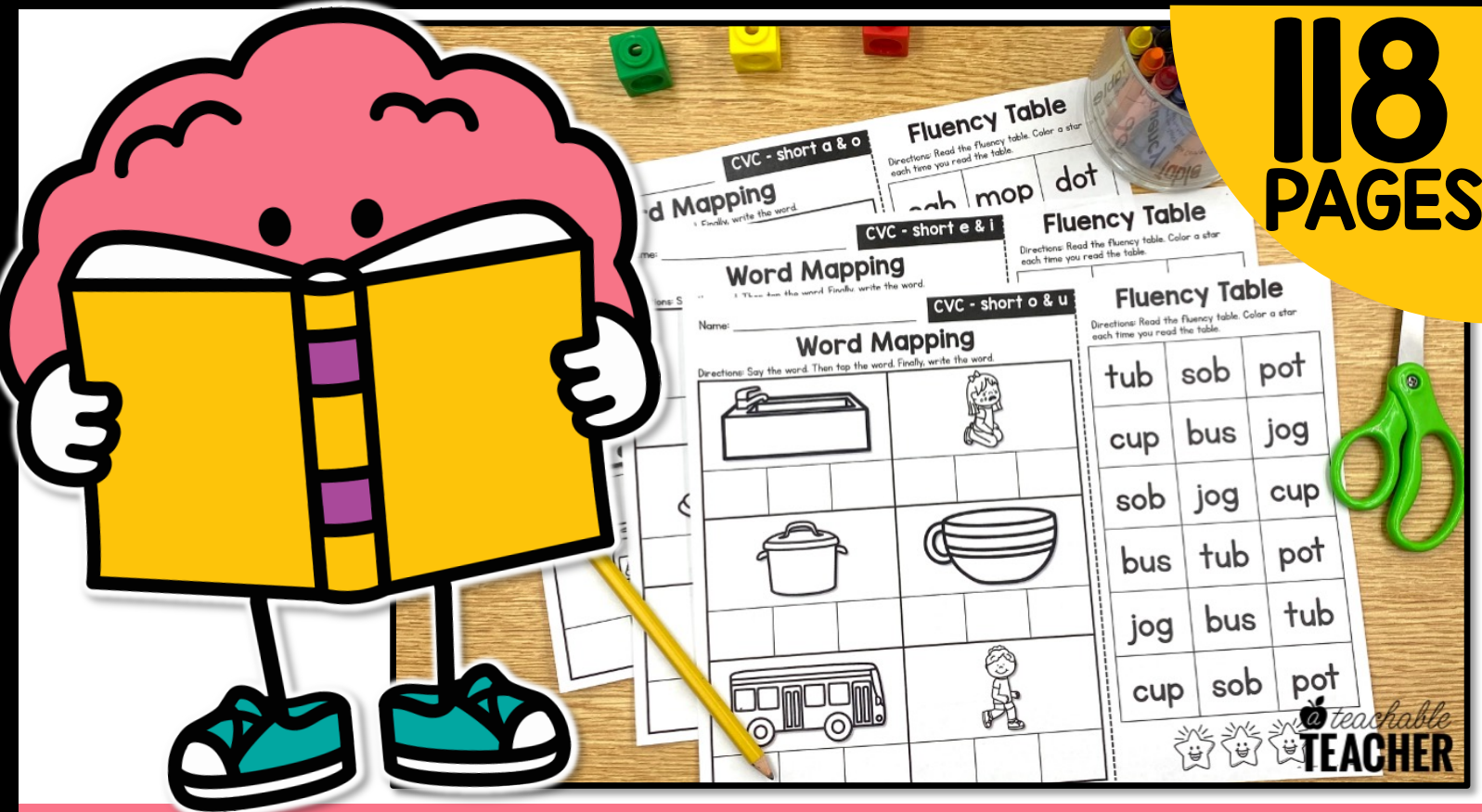
Created By A Teachable Teacher



scroll to see more

# WORD MAPPING

# + FLUENCY BUILDING



Word mapping +

whole word fluency =

2 activities in 1



for **ALL** phonics skills!

# WORD MAPPING

## + FLUENCY BUILDING

**FIRST:** Say the word, tap the word, write the word.







**SECOND:** Students read the fluency table.

Name: \_\_\_\_\_

**CVC - short a**

### Word Mapping

Directions: Say the word. Then tap the word. Finally, write the word.

### Fluency Table

Directions: Read the fluency table. Color a star each time you read the table.

mad	fan	bag
jam	bag	fan
map	cat	mad
bag	fan	jam
jam	map	cat
cat	jam	map

ONLY words mapped on this page are in the fluency table.

★ ★ ★

© A Teachable Teach

Students write one sound (not letter) per box.

Students read the table 3 times, coloring a star each time they read

Scroll to see 2 ways to use this resource!

# 2 WAYS TO USE

## #1 Fold & Flip

**Word Mapping**  
Name: Lauren  
Directions: Say the word. Then tap the word. Finally, write the word.

f	a	n	m a d
b	a	g	j a m
m	a	p	c a t

**Fluency Table**  
Directions: Read the fluency table. Color a star each time you read the table.

mad	fan	bag
jam	bag	fan
map	cat	mad
bag	fan	map
jam	mad	bag
cat	map	jam

teachable TEACHER

**map**

**Word Mapping**  
Name: Lauren  
Directions: Say the word. Then tap the word. Finally, write the word.

f	a	n	m a d
b	a	g	j a m
m	a	p	c a t

teachable TEACHER

**read**

**Fluency Table**  
Directions: Read the fluency table. Color a star each time you read the table.

mad	fan	bag
jam	bag	fan
map	cat	mad
bag	fan	map
jam	mad	bag
cat	map	jam

teachable TEACHER

## #2 Snip & Send

**map**

**read**

**Word Mapping**  
Name: Lauren  
Directions: Say the word. Then tap the word. Finally, write the word.

f	a	n	m a d
b	a	g	j a m
m	a	p	c a t

**Fluency Table**  
Directions: Read the fluency table. Color a star each time you read the table.

mad	fan	bag
jam	bag	fan
map	cat	mad
bag	fan	map
jam	mad	bag
cat	map	jam

teachable TEACHER

Send home the fluency table so students can practice reading the words they've already mapped.

# WORD MAPPING



## + FLUENCY BUILDING

**Word Mapping**  
 Name: Lauren  
 CVC - short a  
 Directions: Say the word. Then tap the word. Finally, write the word.

f a n	m a d
b a g	j a m
m a p	

**Fluency Table**  
 Directions: Read the Fluency table. Color a star each time you read the table.

mad	fan	bag
jam	bag	fan
map	cat	mad
bag	fan	map
jam	mad	bag
cat	map	jam






**Word Mapping**  
 Name: Lauren  
 CVC - short a  
 Directions: Say the word. Then tap the word. Finally, write the word.

f a n	m a d
b a g	j a m
m a p	c a t

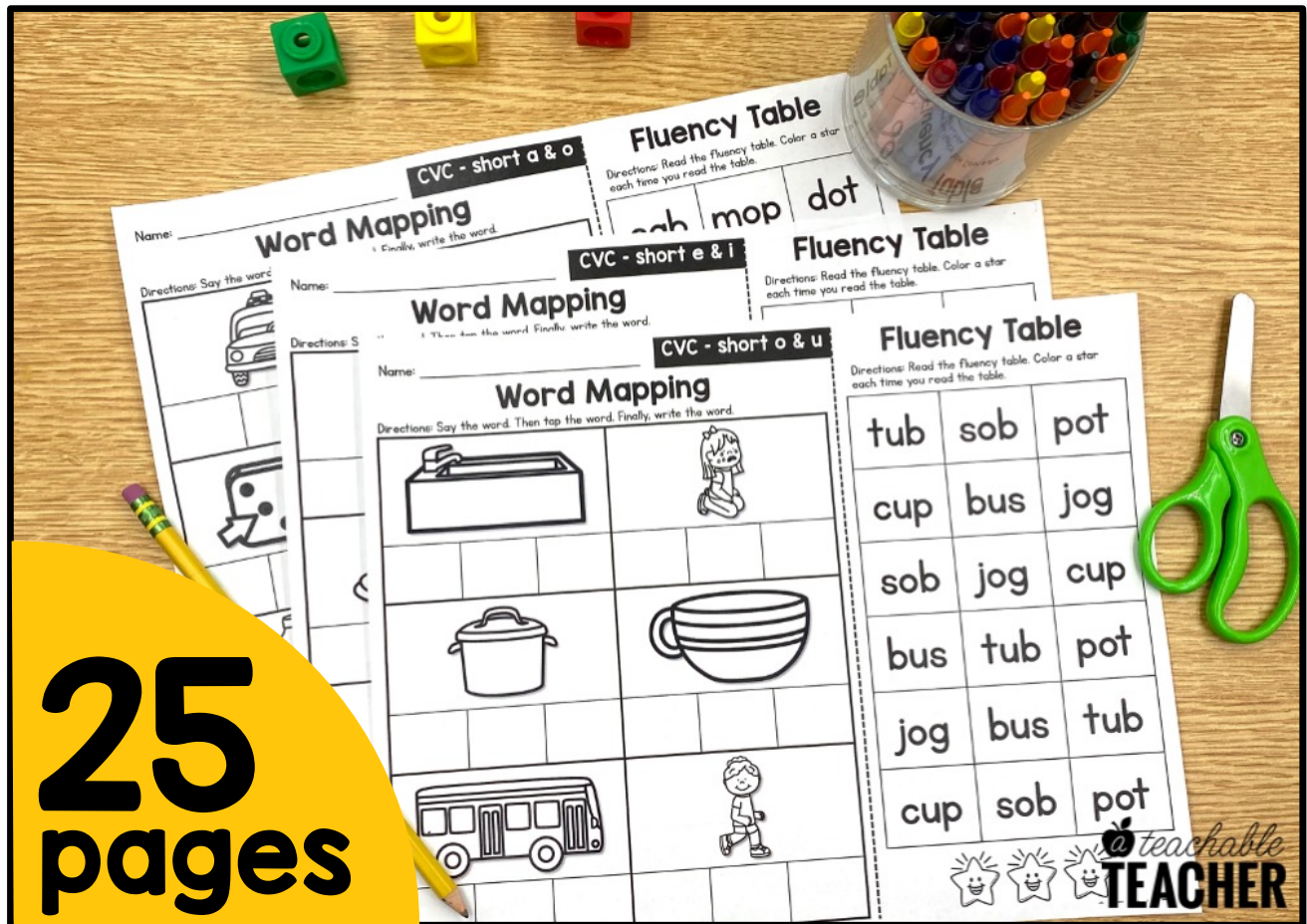
**Fluency Table**  
 Directions: Read the Fluency table. Color a star each time you read the table.

mad	fan	bag
jam	bag	fan
map	cat	mad
bag	fan	map
jam	mad	bag
cat	map	jam

# WORD MAPPING

## + FLUENCY BUILDING

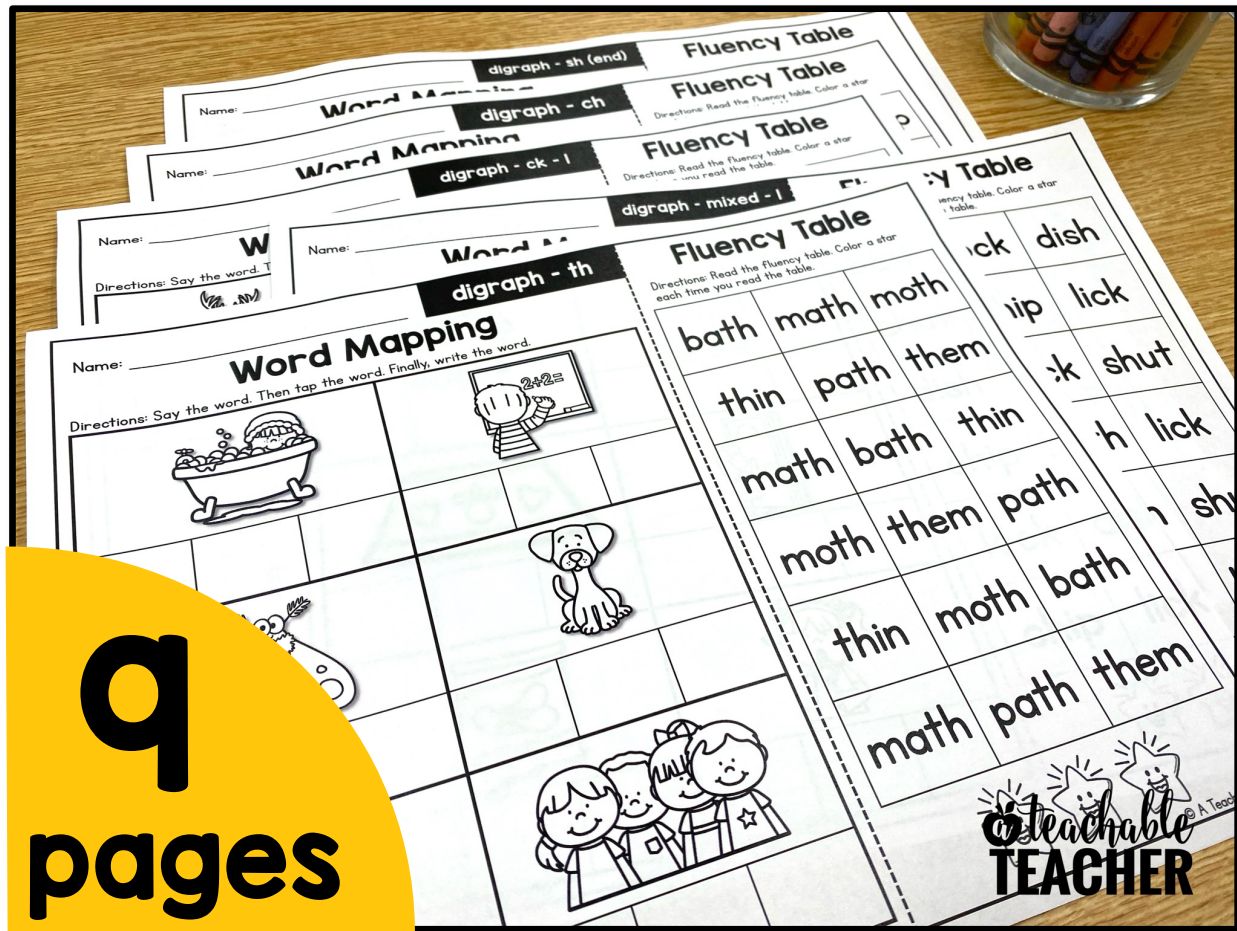


- short a (5 pages)
- short i (2 pages)
- short u (3 pages)
- short e + i (2 pages)
- mixed review (5 pages)
- short e (2 pages)
- short o (2 pages)
- short a + o (2 pages)
- short o + u (2 pages)

# cvc edition

# WORD MAPPING

## + FLUENCY BUILDING

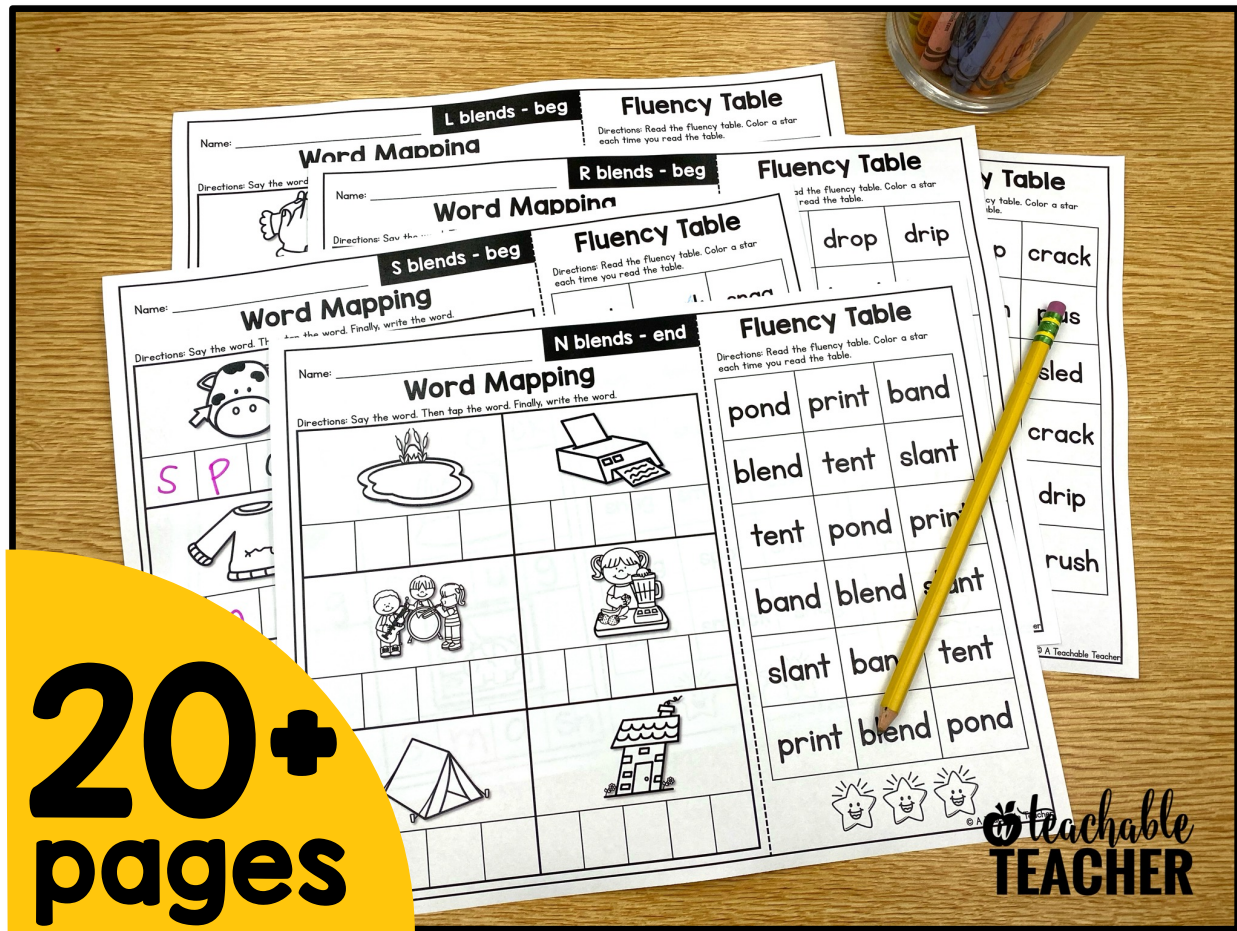


- ch (1 page)
- sh-beginning (1 page)
- sh - beginning & ending (1 page)
- th (1 page)
- sh- ending (1 page)
- ck (2 pages)
- mixed review (2 pages)

# digraphs edition

# WORD MAPPING

## + FLUENCY BUILDING



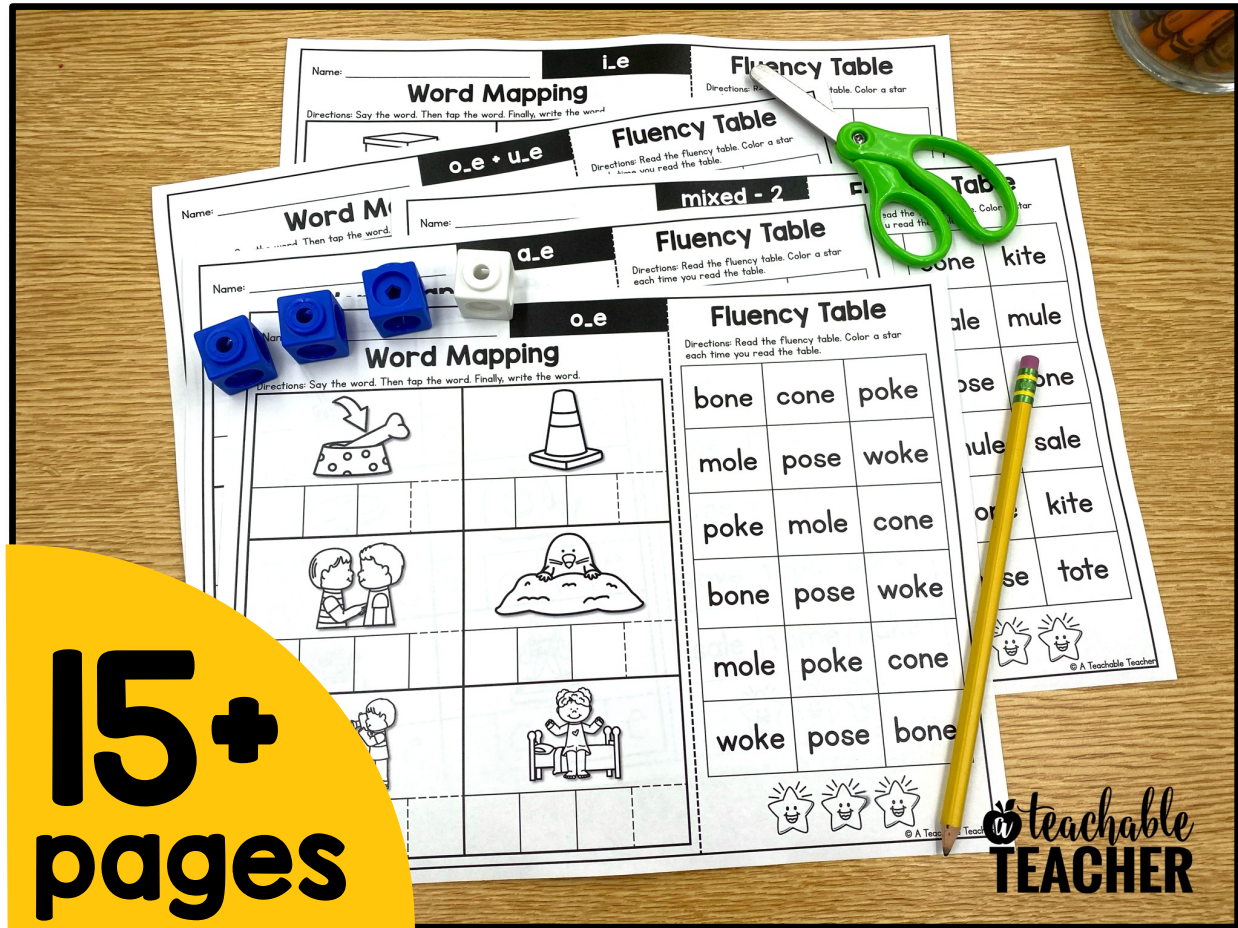
- beg. l blends (3 pages)
- beg. s blends (3 pages)
- end n blends (2 pages)
- end s blends (2 pages)
- beg. r blends (3 pages)
- end l blends (1 page)
- nasal blends (3 pages)
- misc. end blends (3 pages)
- mixed review (4 pages)

# blends edition



# WORD MAPPING

## + FLUENCY BUILDING



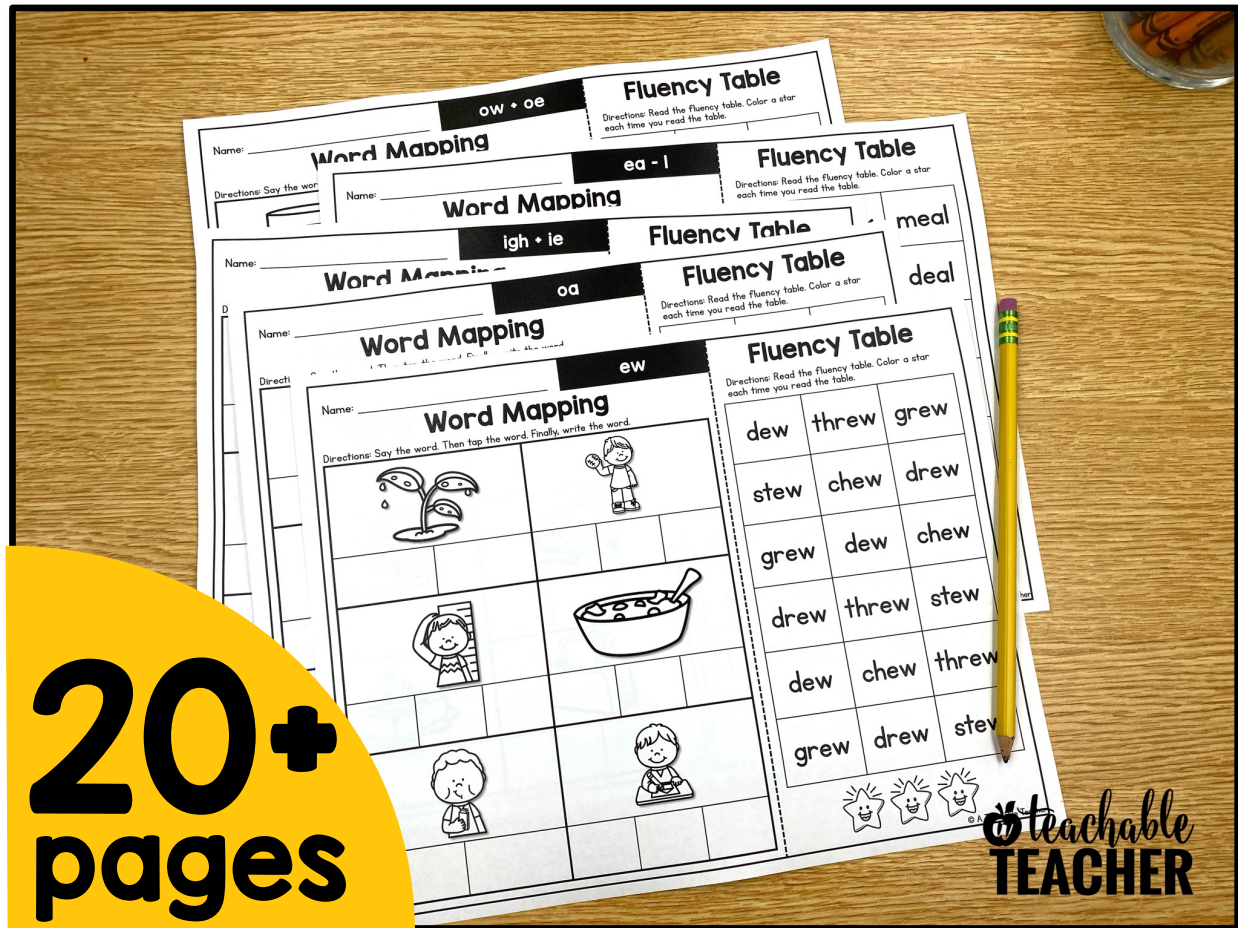
**15+**  
**pages**

- a\_e (3 pages)
- i\_e (4 pages)
- o\_e (3 pages)
- o\_e + u\_e (1 page)
- mixed review (6 pages)

**cvce edition**

# WORD MAPPING

## + FLUENCY BUILDING

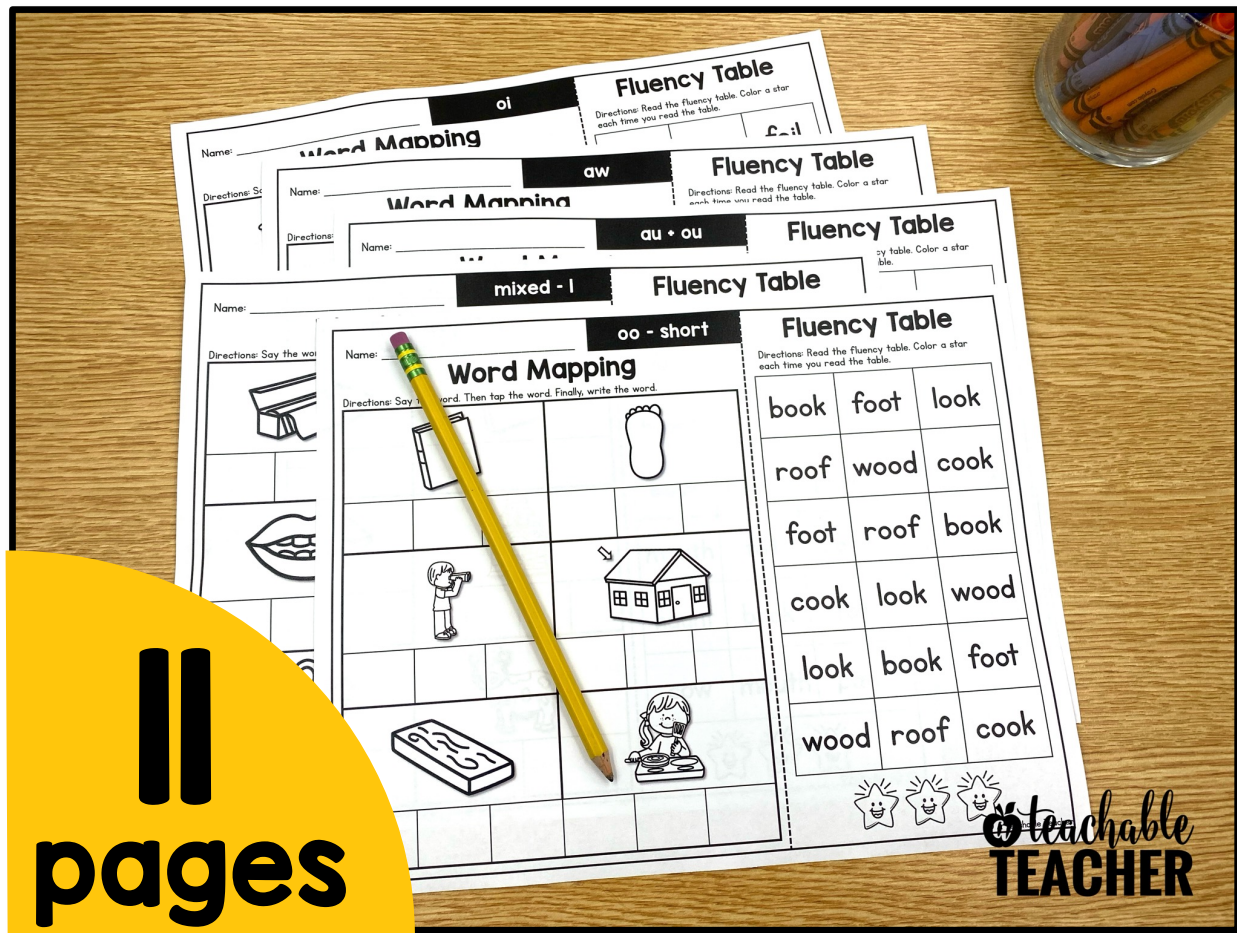


- oa (2 pages)
- ue + ui (1 page)
- y (long i) (1 page)
- ea (3 pages)
- ai (3 pages)
- ew (1 page)
- ow + oe (2 pages)
- igh + ie (1 page)
- y (long e) (1 page)
- ee (2 pages)
- ay (1 page)
- mixed review (3 pages)

vowel teams edition

# WORD MAPPING

## + FLUENCY BUILDING

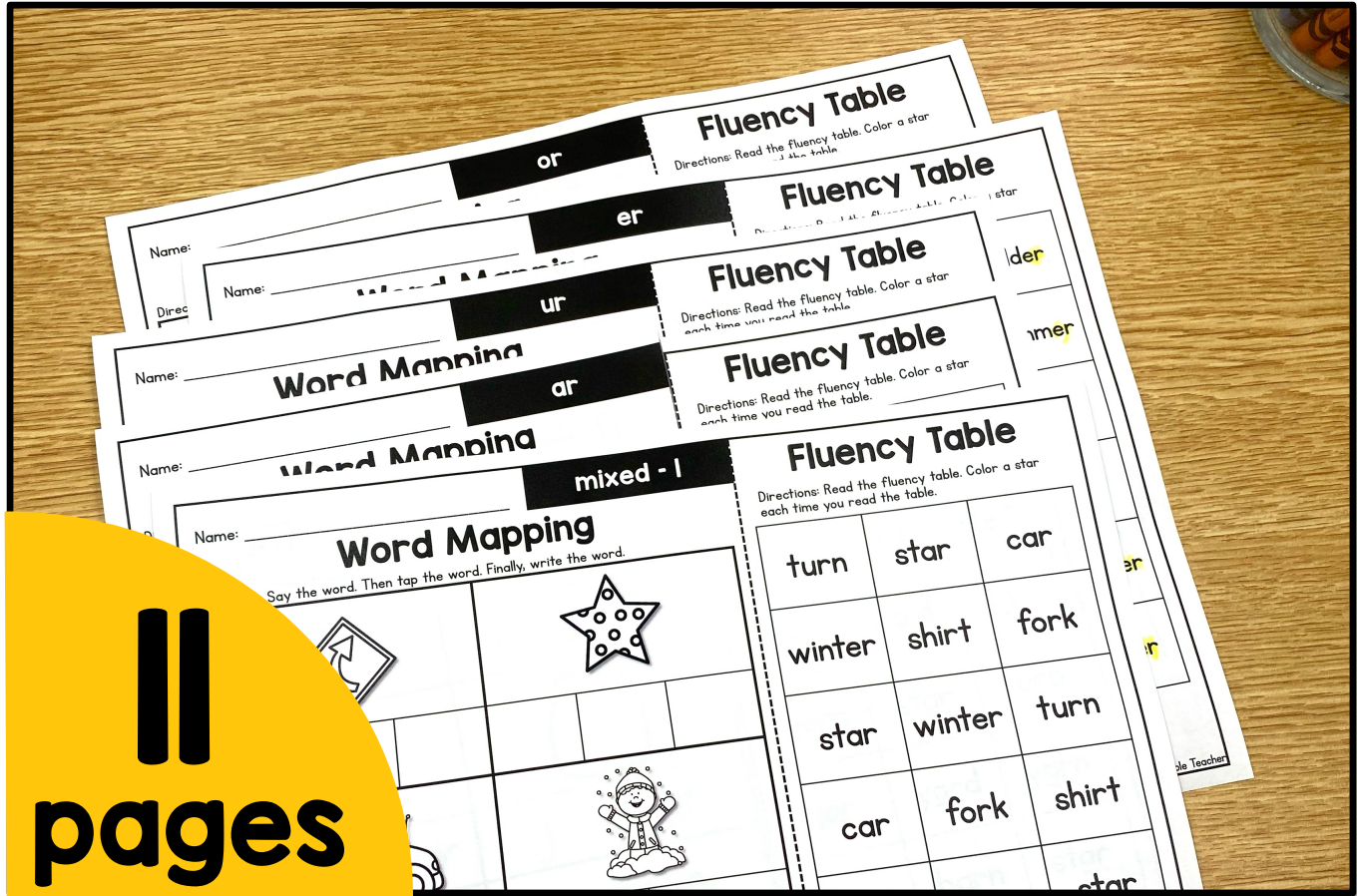


- au + ou (2 pages)
- aw (1 page)
- aw + oy (1 page)
- oi (1 page)
- oo-short (1 page)
- oo-long (1 page)
- ow (1 page)
- mixed review (3 pages)

# diphthongs edition


# WORD MAPPING

## + FLUENCY BUILDING



- ar (2 pages)
- er (2 pages)
- or (2 pages)
- ur (1 page)
- ir (1 page)
- mixed review (3 pages)

r-controlled vowels edition



# INCLUDED in this BUNDLE

Phonics Skill	# of Pages	Price
<b>CVC Words</b>	25	\$2.50
<b>Digraphs</b> *decodable with short vowels only	9	\$1.00
<b>Blends</b> *decodable with short vowels only	24	\$2.50
<b>CVCe</b> *blends and digraphs are included (CCVCe and CVCCe)	17	\$2.00
<b>Long Vowel Teams</b>	21	\$2.00
<b>Diphthongs</b>	11	\$1.00
<b>R-controlled Vowels</b>	11	\$1.00

**Bundle TOTALS**

**118 pages**

**\$12  
VALUE**

**Buying the bundle is like getting a few sets for FREE!**

# NEED MORE WORD MAPPING PRACTICE? I GOT YOU!

**PHONICS\*BASED  
WORD SEARCH**  
targeted + decodable

**the BIG bundle**  
Created By A Teachable Teacher

## Word Map + Word Search!





**CLICK  
HERE!**

R beginning





Name: \_\_\_\_\_

### Phonics Word Search

Directions: Look at the picture. Say the word. Tap the sounds. Write the word.

	f	r	o	g
	c	r	i	b
	d	r	i	p
				

Directions: Look at the picture. Find the word. Highlight or color the word. Read it. Check the box.

	<input checked="" type="checkbox"/>	b	t	f	r	h	j	k	l
	<input type="checkbox"/>	m	r	f	d	s	r	z	x
	<input checked="" type="checkbox"/>	c	u	b	j	d	r	p	
	<input type="checkbox"/>	q	c	s	f	j	h	g	i
		l	k	m	r	t	e	p	i
		f	t	y	o	r	c	b	j
		k	l	o	g	c	r	i	b
		c	v	s	k	j	h	t	a

Your students will love this, too!