

WORD MAPPING + FLUENCY BUILDING

all-in-one

25 pages

cvc edition

Created By A Teachable Teacher

scroll to see more

Word Mapping
CVC - short a
Name: _____
Directions: Say the word. Then tap the word. Finally, write the word.

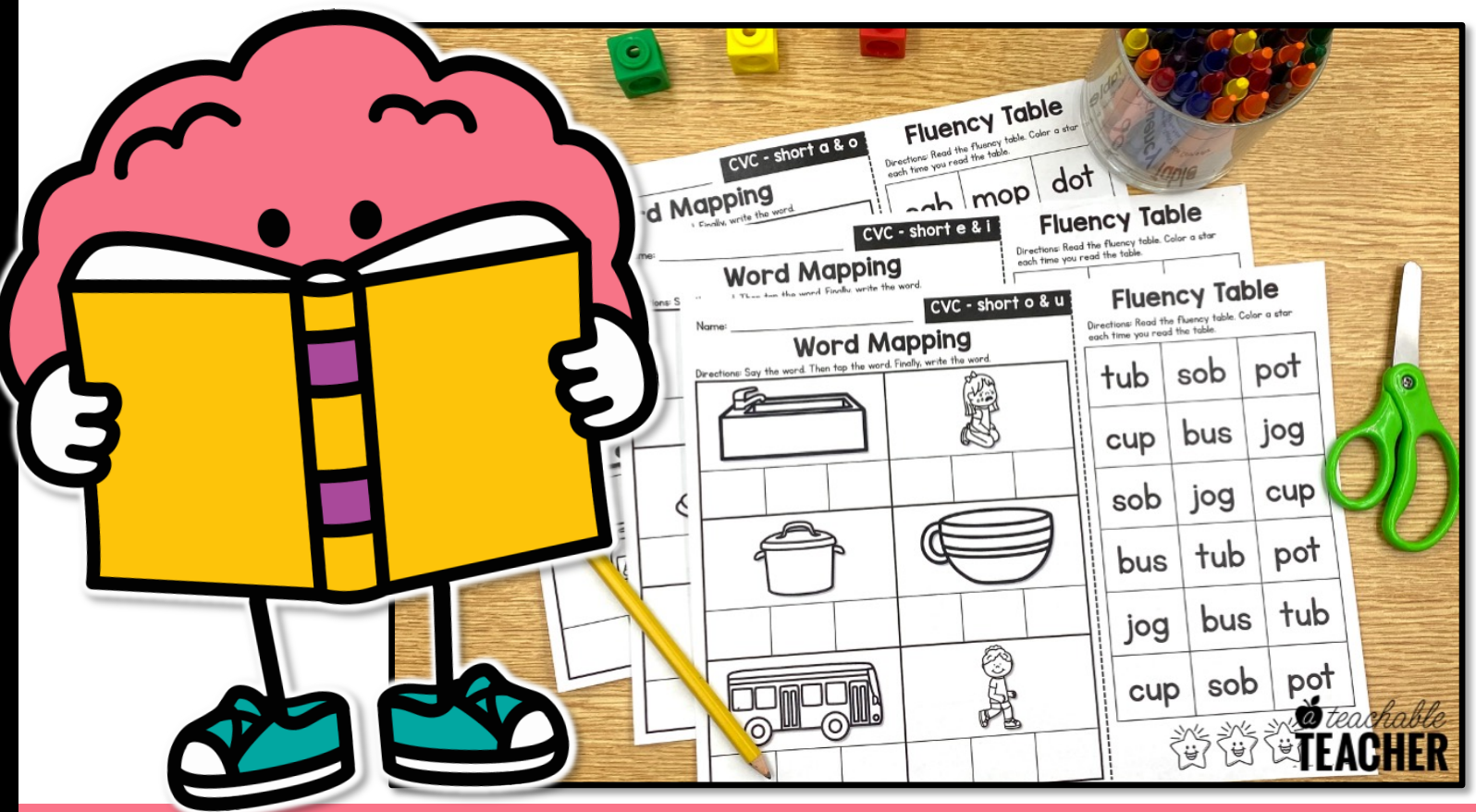
Word Map
CVC - short a
Name: _____
Directions: Say the word. Then tap the word. Finally, write the word.

Fluency Table
CVC - short e
Directions: Read the fluency table. Color a star each time you read the table.

rag	jet	pig	hen
log	run	ham	et
pig	jet	rag	ed
log	ham	run	
jet	rag	ham	
run	log	pig	

© A Teachable Teacher

WORD MAPPING + FLUENCY BUILDING



Word mapping +

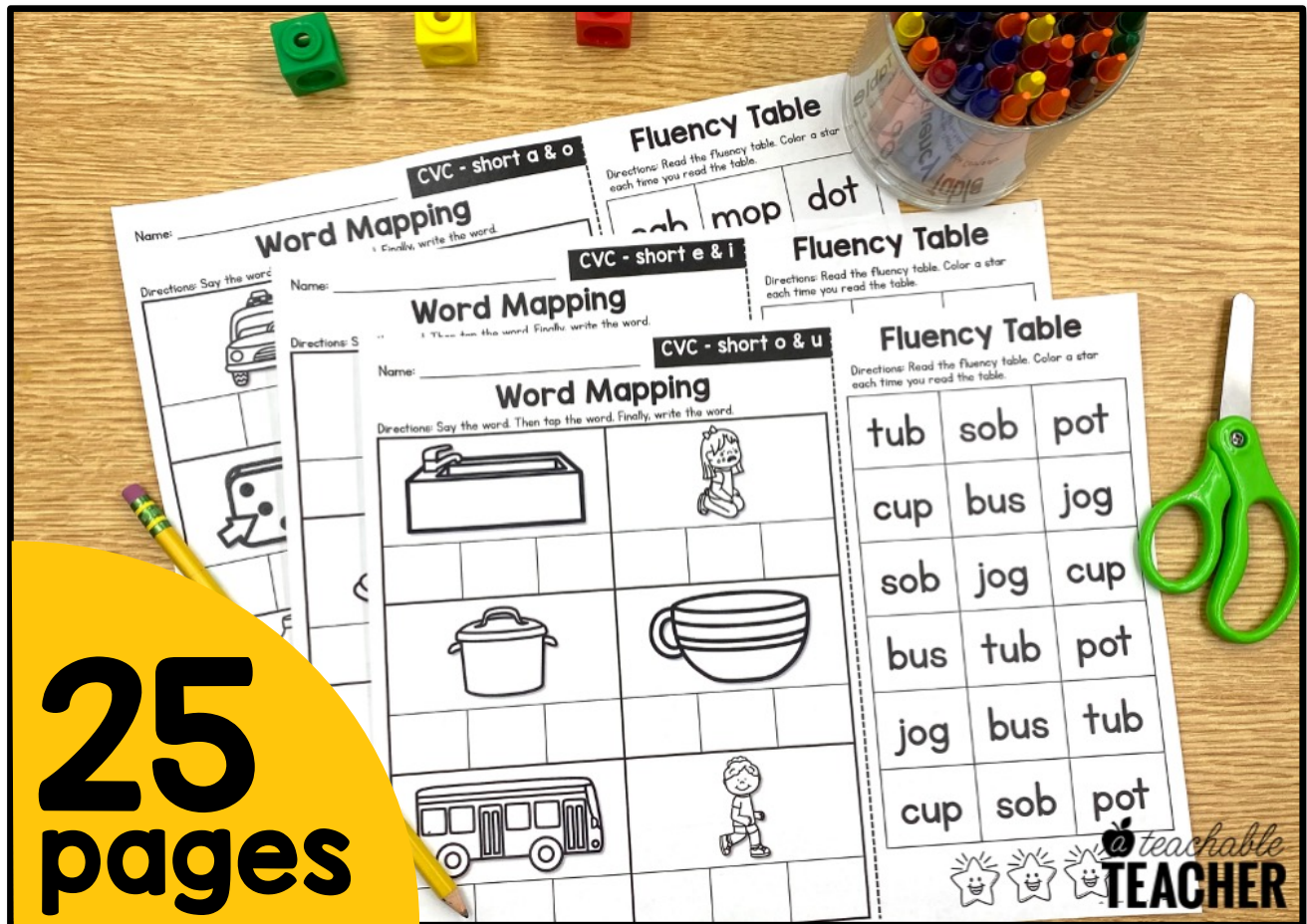
whole word fluency =

2 activities in 1



WORD MAPPING

+ FLUENCY BUILDING



**25
pages**

- short a (5 pages)
- short i (2 pages)
- short u (3 pages)
- short e + i (2 pages)
- mixed review (5 pages)
- short e (2 pages)
- short o (2 pages)
- short a + o (2 pages)
- short o + u (2 pages)

cvc edition

WORD MAPPING

+ FLUENCY BUILDING







FIRST: Say the word, tap the word, write the word.

SECOND: Students read the fluency table.

Name: _____ **CVC - short a**

Word Mapping

Directions: Say the word. Then tap the word. Finally, write the word.

Fluency Table

Directions: Read the fluency table. Color a star each time you read the table.

mad	fan	bag
jam	bag	fan
map	cat	mad
bag	fan	jam
jam	map	cat
cat	jam	map

ONLY words mapped on this page are in the fluency table.

★ ★ ★

© A Teachable Teach

Students write one sound (not letter) per box.

Students read the table 3 times, coloring a star each time they read

Scroll to see **2 ways** to use this resource!

2 WAYS TO USE

#1 Fold & Flip

Word Mapping
Name: Lauren
Directions: Say the word. Then tap the word. Finally, write the word.

f	a	n	m a d
b	a	g	j a m
m	a	p	c a t

Fluency Table
Directions: Read the fluency table. Color a star each time you read the table.

mad	fan	bag
jam	bag	fan
map	cat	mad
bag	fan	map
jam	mad	bag
cat	map	jam

map

Word Mapping
Name: Lauren
Directions: Say the word. Then tap the word. Finally, write the word.

f	a	n	m a d
b	a	g	j a m
m	a	p	c a t

read

Fluency Table
Directions: Read the fluency table. Color a star each time you read the table.

mad	fan	bag
jam	bag	fan
map	cat	mad
bag	fan	map
jam	mad	bag
cat	map	jam

#2 Snip & Send

read

map

Word Mapping
Name: Lauren
Directions: Say the word. Then tap the word. Finally, write the word.

f	a	n	m a d
b	a	g	j a m
m	a	p	c a t

Fluency Table
Directions: Read the fluency table. Color a star each time you read the table.

mad	fan	bag
jam	bag	fan
map	cat	mad
bag	fan	map
jam	mad	bag
cat	map	jam

Send home the fluency table so students can practice reading the words they've already mapped.

WORD MAPPING



+ FLUENCY BUILDING

Word Mapping
 Name: Lauren
 CVC - short a
 Directions: Say the word. Then tap the word. Finally, write the word.

f a n	m a d
b a g	j a m
m a p	

Fluency Table
 Directions: Read the Fluency table. Color a star each time you read the table.

mad	fan	bag
jam	bag	fan
map	cat	mad
bag	fan	map
jam	mad	bag
cat	map	jam







Word Mapping
 Name: Lauren
 CVC - short a
 Directions: Say the word. Then tap the word. Finally, write the word.

f a n	m a d
b a g	j a m
m a p	c a t

Fluency Table
 Directions: Read the Fluency table. Color a star each time you read the table.

mad	fan	bag
jam	bag	fan
map	cat	mad
bag	fan	map
jam	mad	bag
cat	map	jam



GET THE BUNDLE & SAVE \$\$\$



Phonics Skill	# of Pages	Price
CVC Words	25	\$2.50
Digraphs *decodable with short vowels only	9	\$1.00
Blends *decodable with short vowels only	24	\$2.50
CVCe *blends and digraphs are included (CCVCe and CVCCe)	17	\$2.00
Long Vowel Teams	21	\$2.00
Diphthongs	11	\$1.00
R-controlled Vowels	11	\$1.00

Bundle TOTALS	118 pages	\$12 VALUE
----------------------	------------------	-------------------

Click **HERE** for the **BUNDLE**

NEED MORE WORD MAPPING PRACTICE? I GOT YOU!

**PHONICS*BASED
WORD SEARCH**
targeted + decodable

the BIG bundle
Created By A Teachable Teacher

Word Map + Word Search!





**CLICK
HERE!**

R
beginning





Name: _____

Phonics Word Search

Directions: Look at the picture. Say the word. Tap the sounds. Write the word.

	f	r	o	g
	c	r	i	b
	d	r	i	p
				

Directions: Look at the picture. Find the word. Highlight or color the word. Read it. Check the box.

	<input checked="" type="checkbox"/>	b	t	f	r	h	j	k	l
	<input type="checkbox"/>	m	r	f	d	s	r	z	x
	<input checked="" type="checkbox"/>	c	u	b	j	d	r	p	
	<input type="checkbox"/>	q	c	s	f	j	h	g	i
		l	k	m	r	t	e	p	i
		f	t	y	o	r	c	b	j
		k	l	o	g	c	r	i	b
		c	v	s	k	j	h	t	a

Your students will love this, too!