

WORD MAPPING + FLUENCY BUILDING

all-in-one

15+ pages

Word Mapping
Name: _____
Directions: Say the word. Then tap the word. Finally, write the word.

Word Map
Name: _____
Directions: Say the word. Then tap the word. Finally, write the word.


Fluency Table
Directions: Read the fluency table. Color a star each time you read the table.

plane	bride	smile	nose
prize	skate	shave	home
smile	plane	prize	nose
skate	bride	shave	
bride	smile	plane	
shave	prize	skate	

© A Teachable Teacher

cvce edition


Created By A Teachable Teacher



scroll to see more

WORD MAPPING

+ FLUENCY BUILDING

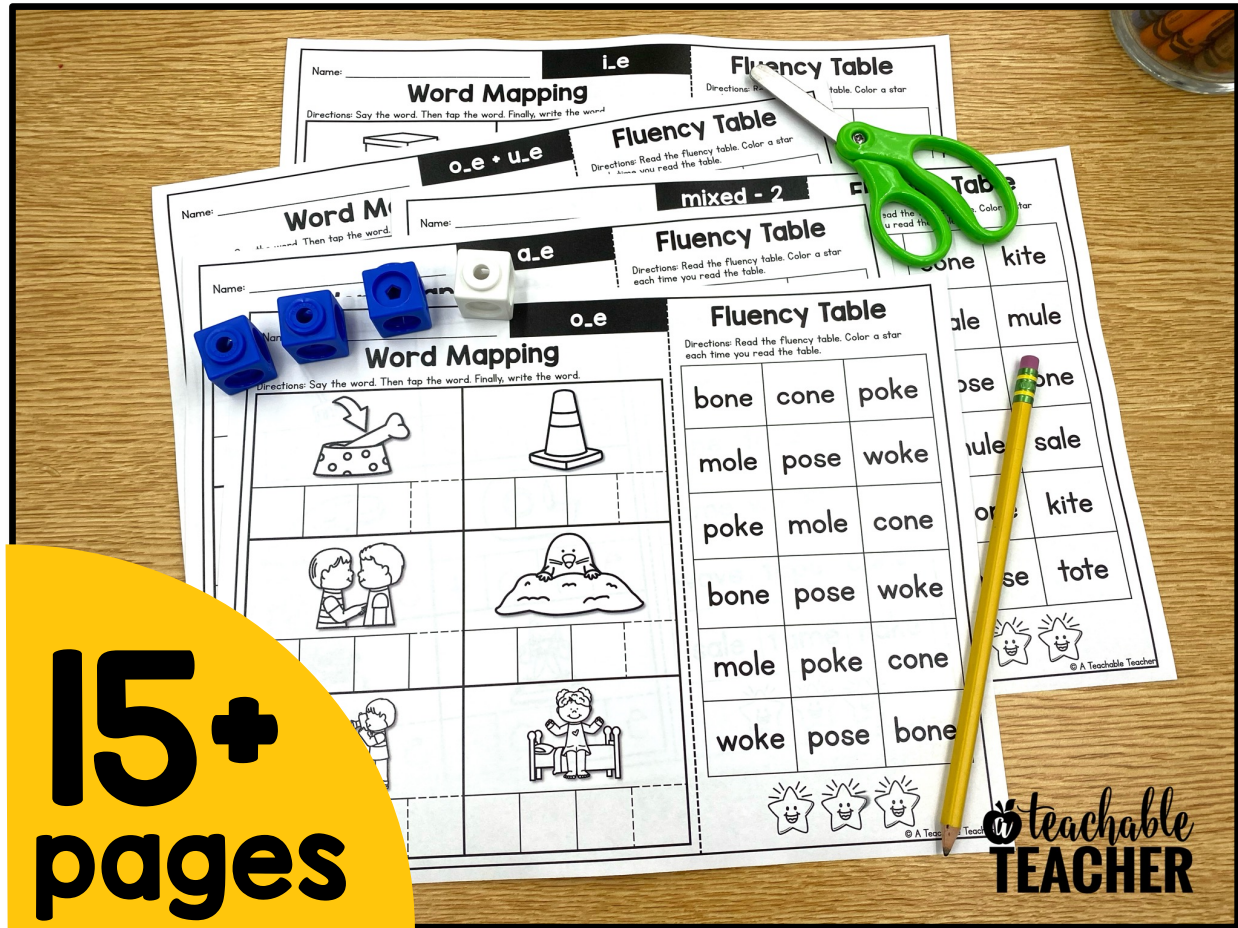


Word mapping +
whole word fluency =
2 activities in 1



WORD MAPPING

+ FLUENCY BUILDING



15+
pages

- a_e (3 pages)
- i_e (4 pages)
- o_e (3 pages)
- o_e + u_e (1 page)
- mixed review (6 pages)

cvce edition

WORD MAPPING

+ FLUENCY BUILDING







FIRST: Say the word, tap the word, write the word.

SECOND: Students read the fluency table.

Name: _____ **o_e**

Word Mapping

Directions: Say the word. Then tap the word. Finally, write the word.

Fluency Table

Directions: Read the fluency table. Color a star each time you read the table.

bone	cone	poke
mole	pose	woke
poke	mole	cone
bone	pose	poke
mole	poke	cone
woke	pose	bone

ONLY words mapped on this page are in the fluency table.

© A Teachable Teach

Students write one sound (not letter) per box.

Students read the table 3 times, coloring a star each time they read

Scroll to see 2 ways to use this resource!

2 WAYS TO USE

#1 Fold & Flip

Word Mapping
 Directions: Say the word. Then tap the word. Finally, write the word.

hide	pipe	time
ride	bite	hive
time	ride	hide
bite	hive	pipe
ride	bite	hive
hive	pipe	hide

Fluency Table
 Directions: Read the Fluency table. Color a star each time you read the table.

hide	pipe	time
ride	bite	hive
time	ride	hide
bite	hive	pipe
ride	bite	hive
hive	pipe	hide

teachable TEACHER

map

Word Mapping
 Directions: Say the word. Then tap the word. Finally, write the word.

hide	pipe
ride	bite
time	hive

teachable TEACHER

read

Fluency Table
 Directions: Read the Fluency table. Color a star each time you read the table.

hide	pipe	time
ride	bite	hive
time	ride	hide
bite	hive	pipe
ride	bite	hive
hive	pipe	hide

teachable TEACHER

#2 Snip & Send

map

read

Word Mapping
 Directions: Say the word. Then tap the word. Finally, write the word.

tote	cube
mute	rose
joke	mule

Fluency Table
 Directions: Read the Fluency table. Color a star each time you read the table.

tote	cube	mute
rose	joke	mule
cube	rose	tote
mute	joke	mule
rose	mule	tote
joke	mute	

teachable TEACHER

Send home the fluency table so students can practice reading the words they've already mapped.

WORD MAPPING

+ FLUENCY BUILDING

Word Mapping (i.e)

Name: _____

Directions: Say the word. Then tap the word. Finally, write the word.

h i d e	p i p e
t i m e	

Fluency Table (i.e)

Directions: Read the fluency table. Color a star each time you read the table.

hide	pipe	time
ride	bite	hive
time	ride	hide
bite	ve	pipe
	bite	time
ive	pipe	hide

Word Mapping (a.e)

Name: _____

Directions: Say the word. Then tap the word. Finally, write the word.


r a k e	c a n e
w a v e	t a p e
b a k e	f a m e

Fluency Table (a.e)

Directions: Read the fluency table. Color a star each time you read the table.

rake	cane	wave
tape	sale	fame
cane	tape	rake
fame	wave	sale
wave	tape	cane
sale	fame	rake

teachable TEACHER



GET THE BUNDLE & SAVE \$\$\$



Phonics Skill	# of Pages	Price
CVC Words	25	\$2.50
Digraphs *decodable with short vowels only	9	\$1.00
Blends *decodable with short vowels only	24	\$2.50
CVCe *blends and digraphs are included (CCVCe and CVCCe)	17	\$2.00
Long Vowel Teams	21	\$2.00
Diphthongs	11	\$1.00
R-controlled Vowels	11	\$1.00

Bundle TOTALS	118 pages	\$12 VALUE
----------------------	------------------	-------------------

Click **HERE** for the **BUNDLE**

NEED MORE WORD MAPPING PRACTICE? I GOT YOU!

**PHONICS*BASED
WORD SEARCH**
targeted + decodable

the BIG bundle
Created By A Teachable Teacher

Word Map + Word Search!





**CLICK
HERE!**

R beginning





Name: _____

Phonics Word Search

Directions: Look at the picture. Say the word. Tap the sounds. Write the word.

	f	r	o	g
	c	r	i	b
	d	r	i	p
				

Directions: Look at the picture. Find the word. Highlight or color the word. Read it. Check the box.

	<input checked="" type="checkbox"/>	b	t	f	r	h	j	k	l
	<input type="checkbox"/>	m	r	f	d	s	r	z	x
	<input checked="" type="checkbox"/>	c	u	b	j	d	r	p	
	<input type="checkbox"/>	q	c	s	f	j	h	g	i
		l	k	m	r	t	e	p	i
		f	t	y	o	r	c	b	j
		k	l	o	g	c	r	i	b
		c	v	s	k	j	h	t	a

Your students will love this, too!