


# WORD MAPPING + FLUENCY BUILDING



**all-in-one**

**20+ pages**

**Word Mapping**  
Directions: Say the word. Then tap the word. Finally, write the word.

**Word Map**  
Directions: Say the word. Then tap the word. Finally, write the word.

**Fluency Table**  
Directions: Read the fluency table. Color a star each time you read the table.

pie	glue	rain
bunny	fly	toe
glue	bunny	pie
rain	toe	fly
bunny	rain	pie
fly	glue	toe


**vowel teams edition**

**Created By A Teachable Teacher**



**scroll to see more**

# WORD MAPPING + FLUENCY BUILDING

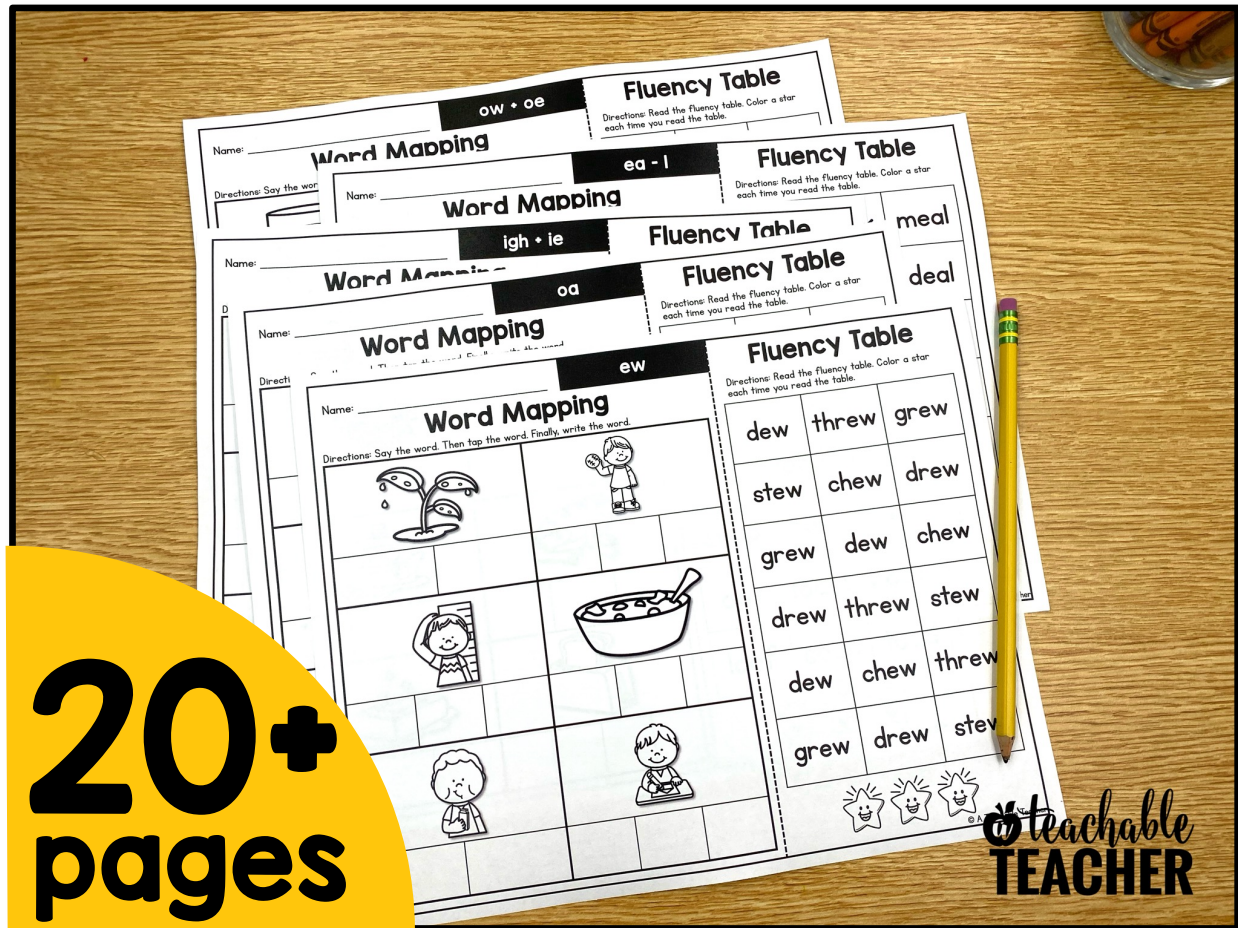


Word mapping +  
whole word fluency =  
2 activities in 1



# WORD MAPPING

## + FLUENCY BUILDING



- oa (2 pages)
- ue + ui (1 page)
- y (long i) (1 page)
- ea (3 pages)
- ai (3 pages)
- ew (1 page)
- ow + oe (2 pages)
- igh + ie (1 page)
- y (long e) (1 page)
- ee (2 pages)
- ay (1 page)
- mixed review (3 pages)

vowel teams edition

# WORD MAPPING

## + FLUENCY BUILDING




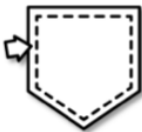


**FIRST:** Say the word, tap the word, write the word.

**SECOND:** Students read the fluency table.

Name: \_\_\_\_\_ **ea - l**

### Word Mapping

Directions: Say the word. Then tap the word. Finally, write the word.


	
	
	

### Fluency Table

Directions: Read the fluency table. Color a star each time you read the table.

leap	peak	meal
seam	team	deal
meal	peak	team
leap		
team		
peak		

**ONLY** words mapped on this page are in the fluency table.

 © A Teachable Teach

Students write one sound (not letter) per box.

Students read the table 3 times, coloring a star each time they read

Scroll to see **2 ways** to use this resource!

# 2 WAYS TO USE

**ea - I**

**Word Mapping**  
Directions: Say the word. Then tap the word. Finally, write the word.

leap	peak	meal
seam	team	deal
meal	peak	team
leap	deal	seam
team	seam	meal
peak	deal	leap

**Fluency Table**  
Directions: Read the fluency table. Color a star each time you read the table.

teachable TEACHER

## #1 Fold & Flip

**map**

**ea - I**

**Word Mapping**  
Directions: Say the word. Then tap the word. Finally, write the word.

leap	peak
seam	team
meal	deal
leap	deal
team	seam
peak	deal

teachable TEACHER

**read**

**Fluency Table**  
Directions: Read the fluency table. Color a star each time you read the table.

leap	peak	meal
seam	team	deal
meal	peak	team
leap	deal	seam
team	seam	meal
peak	deal	leap

teachable TEACHER

## #2 Snip & Send

**read**

**igh - ie**

**Word Mapping**  
Directions: Say the word. Then tap the word. Finally, write the word.

pie	night	die
right	tie	light
tie	night	pie
die	right	light
night	light	die
pie	night	die

**Fluency Table**  
Directions: Read the fluency table. Color a star each time you read the table.

teachable TEACHER

Send home the fluency table so students can practice reading the words they've already mapped.

# WORD MAPPING







## + FLUENCY BUILDING

**ea - l**

Name: \_\_\_\_\_

**Word Mapping**


Directions: Say the word. Then tap the word. Finally, write the word.


			
l	ea	p	k
			
m	ea	l	m
			

**Fluency Table**

Directions: Read the fluency table. Color a star each time you read the table.

leap	peak	meal
seam	team	deal
meal	peak	team
leap	deal	seam
team	seam	meal
peak	deal	leap











**igh • ie**

Name: \_\_\_\_\_

**Word Mapping**


Directions: Say the word. Then tap the word. Finally, write the word.


		
p	ie	n igh t
		
d	ie	r igh t
		
t	ie	l igh t

**Fluency Table**

Directions: Read the fluency table. Color a star each time you read the table.

pie	night	die
right	tie	light
tie	night	pie
die	right	light
night	light	die
pie		right





# GET THE BUNDLE & SAVE \$\$\$



Phonics Skill	# of Pages	Price
<b>CVC Words</b>	25	\$2.50
<b>Digraphs</b> *decodable with short vowels only	9	\$1.00
<b>Blends</b> *decodable with short vowels only	24	\$2.50
<b>CVCe</b> *blends and digraphs are included (CCVCe and CVCCe)	17	\$2.00
<b>Long Vowel Teams</b>	21	\$2.00
<b>Diphthongs</b>	11	\$1.00
<b>R-controlled Vowels</b>	11	\$1.00

<b>Bundle TOTALS</b>	<b>118 pages</b>	<b>\$12 VALUE</b>
----------------------	------------------	-------------------

Click **HERE** for the **BUNDLE**

# NEED MORE WORD MAPPING PRACTICE? I GOT YOU!

**PHONICS\*BASED  
WORD SEARCH**  
targeted + decodable

**the BIG bundle**  
Created By A Teachable Teacher

## Word Map + Word Search!





**CLICK  
HERE!**

R beginning





Name: \_\_\_\_\_

### Phonics Word Search

Directions: Look at the picture. Say the word. Tap the sounds. Write the word.

	f	r	o	g
	c	r	i	b
	d	r	i	p
				

Directions: Look at the picture. Find the word. Highlight or color the word. Read it. Check the box.

	<input checked="" type="checkbox"/>	b	t	f	r	h	j	k	l
	<input type="checkbox"/>	m	r	f	d	s	r	z	x
	<input checked="" type="checkbox"/>	c	u	b	j	d	r	p	
	<input type="checkbox"/>	q	c	s	f	j	h	g	i
		l	k	m	r	t	e	p	i
		f	t	y	o	r	c	b	j
		k	l	o	g	c	r	i	b
		c	v	s	k	j	h	t	a

**Your students will love this, too!**