

WORD MAPPING + FLUENCY BUILDING

all-in-one

2 pages

Word Mapping
Directions: Say the word. Then tap the word. Finally, write the word.

Word Map
Directions: Say the word. Then tap the word. Finally, write the word.

Fluency Table
Directions: Read the fluency table. Color a star each time you read the table.

cloud	haul	howl
straw	joy	boot
howl	cloud	joy
haul	boot	straw
boot	joy	cloud
haul	straw	howl

diphthongs edition


Created By A Teachable Teacher



scroll to see more

WORD MAPPING

+ FLUENCY BUILDING

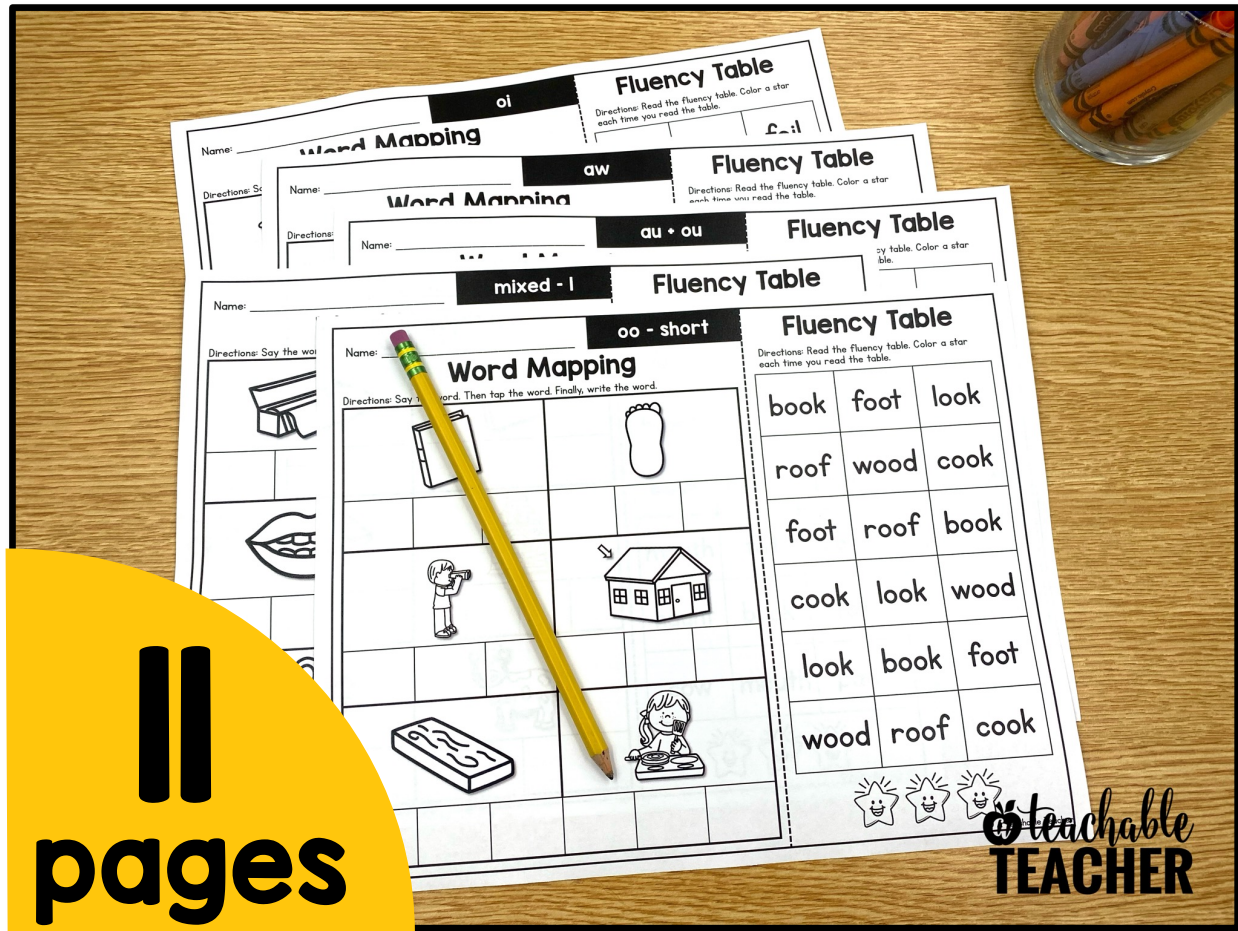


**Word mapping +
whole word fluency =
2 activities in 1**



WORD MAPPING

+ FLUENCY BUILDING



- au + ou (2 pages)
- aw + oy (1 page)
- oo-short (1 page)
- ow (1 page)
- aw (1 page)
- oi (1 page)
- oo-long (1 page)
- mixed review (3 pages)

diphthongs edition

WORD MAPPING

+ FLUENCY BUILDING







FIRST: Say the word, tap the word, write the word.

SECOND: Students read the fluency table.

Name: _____ **aw**

Word Mapping

Directions: Say the word. Then tap the word. Finally, write the word.


	
	
	

Fluency Table

Directions: Read the fluency table. Color a star each time you read the table.

fawn	hawk	paw
straw	law	dawn
paw	dawn	fawn
hawk	straw	paw
dawn	law	dawn
straw	paw	hawk

ONLY words mapped on this page are in the fluency table.



© A Teachable Teach

Students write one sound (not letter) per box.

Students read the table 3 times, coloring a star each time they read

Scroll to see **2 ways** to use this resource!

2 WAYS TO USE

Word Mapping
 Directions: Say the word. Then tap the word. Finally, write the word.

f	aw	n	h	aw	k
s	tr	aw			
d	aw	n			

Fluency Table
 Directions: Read the fluency table. Color a star each time you read the table.

fawn	hawk	paw
straw	law	dawn
paw	dawn	fawn
hawk	straw	law
dawn	law	fawn
straw	paw	hawk

teachable TEACHER

#1 Fold & Flip

map

Word Mapping
 Directions: Say the word. Then tap the word. Finally, write the word.

h	ou	l	sh	ou	t	
m	ou	th	l	au	n	ch
c	ou	ch	s	ou	n	d

teachable TEACHER

read

Fluency Table
 Directions: Read the fluency table. Color a star each time you read the table.

mad	fan	bag
jam	bag	fan
map	cat	mad
bag	fan	map
jam	mad	bag
cat	map	jam

*cvc sample shown

teachable TEACHER

#2 Snip & Send

map

Word Mapping
 Directions: Say the word. Then tap the word. Finally, write the word.

h	ou	l	sh	ou	t	
m	ou	th	l	au	n	ch
c	ou	ch	s	ou	n	d

Fluency Table
 Directions: Read the fluency table. Color a star each time you read the table.

haul	shout	mouth
launch	couch	sound
shout	launch	haul
couch	sound	mouth
haul	couch	shout
mouth	shout	haul

teachable TEACHER

Send home the fluency table so students can practice reading the words they've already mapped.

WORD MAPPING

+ FLUENCY BUILDING

Word Mapping
au • ou
Name: _____
Directions: Say the word. Then tap the word. Finally, write the word.

h au l	sh ou t
m ou th	l au n ch
c ou ch	

Fluency Table
Directions: Read the fluency table. Color a star each time you read the table.

mad	fan	bag
jam	bag	fan
map	cat	mad
bag	fan	map
jam	mad	bag
cat	map	jam

*cvc sample shown


Word Mapping
au • ou
Name: _____
Directions: Say the word. Then tap the word. Finally, write the word.

h au l	sh ou t
m ou th	l au n ch
c ou ch	s ou n d

Fluency Table
Directions: Read the fluency table. Color a star each time you read the table.

haul	shout	mouth
launch	couch	sound
shout	launch	haul
couch	sound	mouth
haul	couch	shout
mouth	haul	sound

*cvc sample shown



GET THE BUNDLE & SAVE \$\$\$



Phonics Skill	# of Pages	Price
CVC Words	25	\$2.50
Digraphs *decodable with short vowels only	9	\$1.00
Blends *decodable with short vowels only	24	\$2.50
CVCe *blends and digraphs are included (CCVCe and CVCCe)	17	\$2.00
Long Vowel Teams	21	\$2.00
Diphthongs	11	\$1.00
R-controlled Vowels	11	\$1.00

Bundle TOTALS	118 pages	\$12 VALUE
----------------------	------------------	-------------------

Click **HERE** for the **BUNDLE**

NEED MORE WORD MAPPING PRACTICE? I GOT YOU!

**PHONICS*BASED
WORD SEARCH**
targeted + decodable

the BIG bundle
Created By A Teachable Teacher

Word Map + Word Search!





**CLICK
HERE!**

R beginning





Name: _____

Phonics Word Search

Directions: Look at the picture. Say the word. Tap the sounds. Write the word.

	f	r	o	g
	c	r	i	b
	d	r	i	p
				

Directions: Look at the picture. Find the word. Highlight or color the word. Read it. Check the box.

	<input checked="" type="checkbox"/>	b	t	f	r	h	j	k	l
	<input type="checkbox"/>	m	r	f	d	s	r	z	x
	<input checked="" type="checkbox"/>	c	u	b	j	d	r	p	
	<input type="checkbox"/>	q	c	s	f	j	h	g	i
		l	k	m	r	t	e	p	i
		f	t	y	o	r	c	b	j
		k	l	o	g	c	r	i	b
		c	v	s	k	j	h	t	a

Your students will love this, too!