

# WORD MAPPING + FLUENCY BUILDING

**all-in-one**

**11 pages**

**Word Mapping**  
Directions: Say the word. Then tap the word. Finally, write the word.

**Word Map**  
Directions: Say the word. Then tap the word. Finally, write the word.

**Fluency Table**  
Directions: Read the fluency table. Color a star each time you read the table.

horn	under	curl	horn
march	storm	dirt	form
under	dirt	march	corn
curl	horn	storm	
dirt	curl	march	
storm	under	horn	

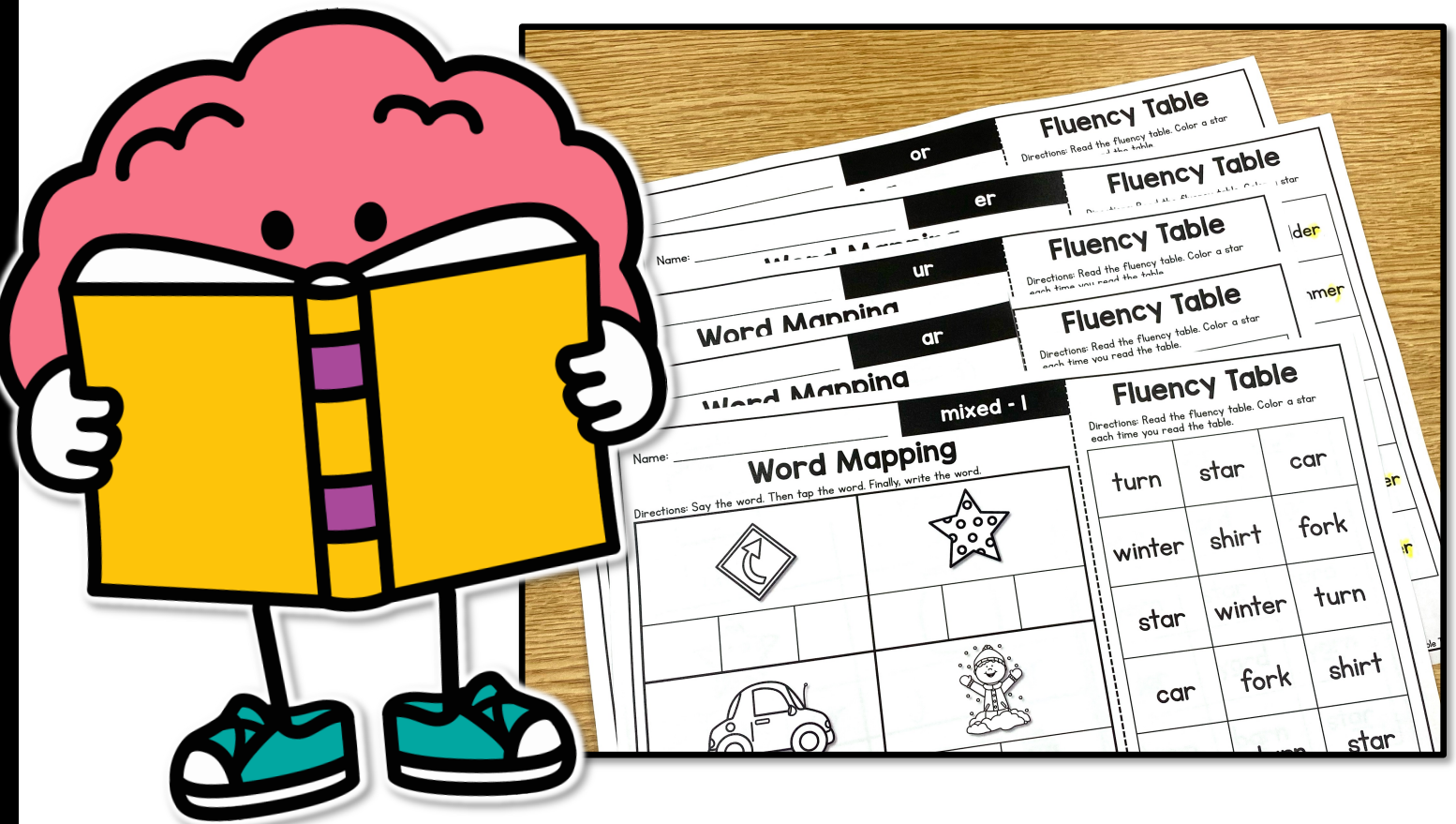
**r-controlled vowels edition**

**Created By A Teachable Teacher**



**scroll to see more**

# WORD MAPPING + FLUENCY BUILDING

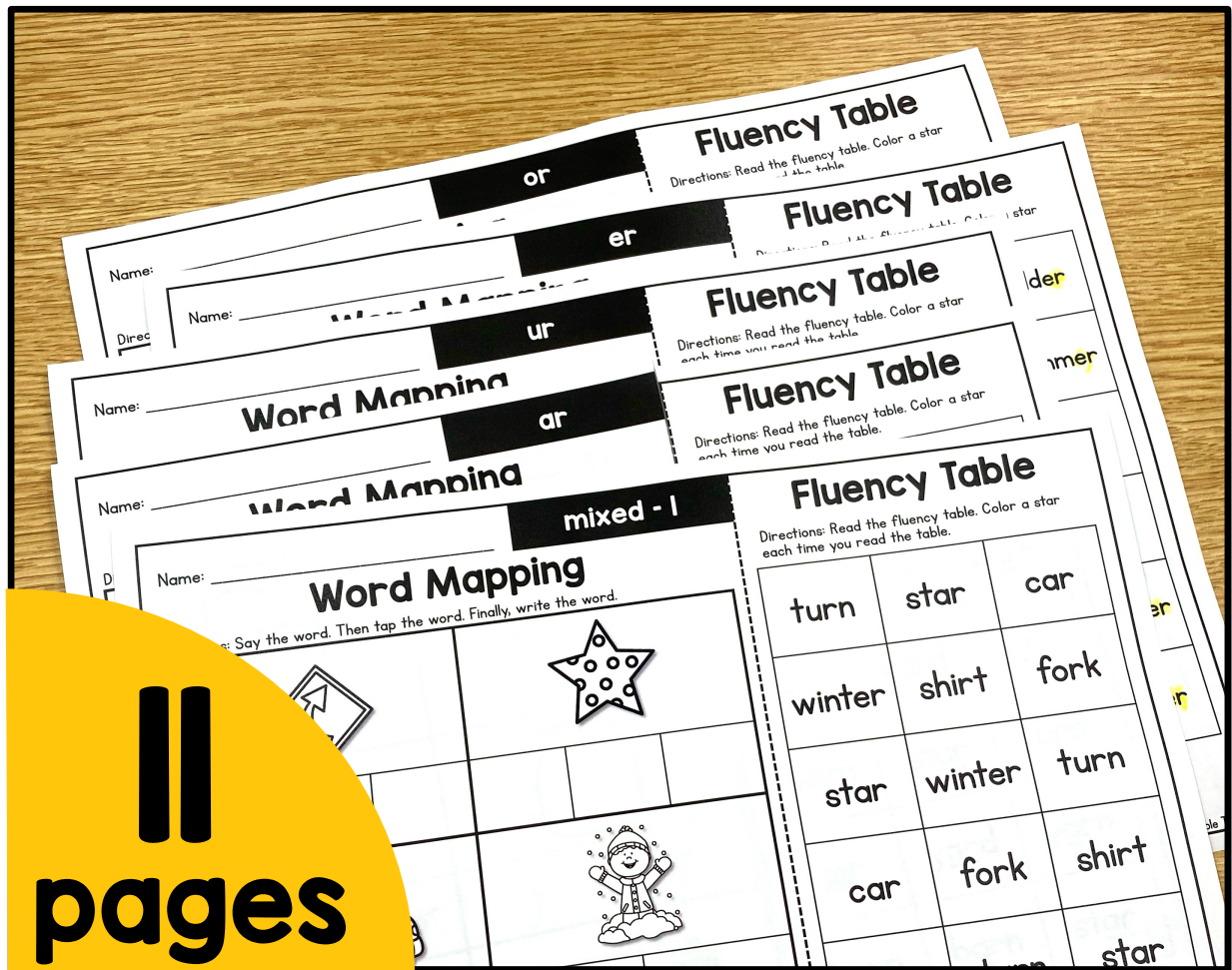


**Word mapping +  
whole word fluency =  
2 activities in 1**



# WORD MAPPING

## + FLUENCY BUILDING



11  
pages

- ar (2 pages)
- or (2 pages)
- er (2 pages)
- ur (1 page)
- ir (1 page)
- mixed review (3 pages)

r-controlled vowels edition

# WORD MAPPING

## + FLUENCY BUILDING






**FIRST:** Say the word, tap the word, write the word.

**SECOND:** Students read the fluency table.

Name: \_\_\_\_\_ **er**

### Word Mapping

Directions: Say the word. Then tap the word. Finally, write the word.


	
	
	

### Fluency Table

Directions: Read the fluency table. Color a star each time you read the table.

baker	hamster	ladder
flower	clerk	hammer
hamster	flower	baker
ladder	hammer	clerk
flower	clerk	hamster
baker	hammer	ladder

**ONLY** words mapped on this page are in the fluency table.



© A Teachable Teach

Students write one sound (not letter) per box.

Students read the table 3 times, coloring a star each time they read

Scroll to see **2 ways** to use this resource!

# 2 WAYS TO USE

**Word Mapping**  
er  
Directions: Say the word. Then tap the word. Finally, write the word.

b	a	k	er	h	a	m	s	t	er
l	a	d	er	f	l	o	w	er	

**Fluency Table**  
Directions: Read the fluency table. Color a star each time you read the table.

baker	hamster	ladder
flower	clerk	hammer
hamster	flower	baker
ladder	hammer	clerk
flower	clerk	hamster
baker	hammer	ladder

teachable TEACHER

## #1 Fold & Flip

**map**

**Word Mapping**  
CVC - short a  
Directions: Say the word. Then tap the word. Finally, write the word.

f	a	n	m	a	d
b	a	g	j	a	m

\*cvc sample shown

teachable TEACHER

**read**

**Fluency Table**  
Directions: Read the fluency table. Color a star each time you read the table.

mad	fan	bag
jam	bag	fan
map	cat	mad
bag	fan	map
jam	mad	bag
cat	map	jam

\*cvc sample shown

teachable TEACHER

## #2 Snip & Send

**map**

**Word Mapping**  
ar  
Directions: Say the word. Then tap the word. Finally, write the word.

y	a	r	d	b	a	r	n
s	t	a	r	j	a	r	
h	a	r	p	y	a	r	n

**Fluency Table**  
Directions: Read the fluency table. Color a star each time you read the table.

yard	barn	star
jar	harp	yarn
barn	yard	jar
yarn	star	harp
jar	yard	yarn
harp	barn	star

**read**

teachable TEACHER

Send home the fluency table so students can practice reading the words they've already mapped.

# WORD MAPPING

# + FLUENCY BUILDING

\*cvc sample shown

Name: Lauren

**CVC - short a**

**Word Mapping**

Directions: Say the word. Then tap the word. Finally, write the word.


	
f a n	m a d
	
b a g	j a m
	
m a p	

\*cvc sample shown

**Fluency Table**

Directions: Read the fluency table. Color a star each time you read the table.






mad	fan	bag
jam	bag	fan
map	cat	mad
bag	fan	map
jam	mad	bag
cat	map	jam



Name:

**Word Mapping**

Directions: Say the word. Then tap the word. Finally, write the word.


	b a r n
	y a r d
	s t a r
	j a r n
	h a r p
	y a r n

**Fluency Table**

Directions: Read the fluency table. Color a star each time you read the table.

yard	barn	star
jar	harp	yarn
barn	yard	jar
yarn	star	harp
jar	yard	yarn
harp	barn	star

© A Teachable Teacher



# GET THE BUNDLE & SAVE \$\$\$



Phonics Skill	# of Pages	Price
<b>CVC Words</b>	25	\$2.50
<b>Digraphs</b> *decodable with short vowels only	9	\$1.00
<b>Blends</b> *decodable with short vowels only	24	\$2.50
<b>CVCe</b> *blends and digraphs are included (CCVCe and CVCCe)	17	\$2.00
<b>Long Vowel Teams</b>	21	\$2.00
<b>Diphthongs</b>	11	\$1.00
<b>R-controlled Vowels</b>	11	\$1.00

<b>Bundle TOTALS</b>	<b>118 pages</b>	<b>\$12 VALUE</b>
----------------------	------------------	-------------------

Click **HERE** for the **BUNDLE**

# NEED MORE WORD MAPPING PRACTICE? I GOT YOU!

**PHONICS\*BASED  
WORD SEARCH**  
targeted + decodable

**the BIG bundle**  
Created By A Teachable Teacher

## Word Map + Word Search!





**CLICK  
HERE!**

R  
beginning





Name: \_\_\_\_\_

### Phonics Word Search

Directions: Look at the picture. Say the word. Tap the sounds. Write the word.

	f	r	o	g
	c	r	i	b
	d	r	i	p
				

Directions: Look at the picture. Find the word. Highlight or color the word. Read it. Check the box.

	<input checked="" type="checkbox"/>	b	t	f	r	h	j	k	l
	<input type="checkbox"/>	m	r	f	d	s	r	z	x
	<input checked="" type="checkbox"/>	c	u	b	j	d	r	p	
	<input type="checkbox"/>	q	c	s	f	j	h	g	i
		l	k	m	r	t	e	p	i
		f	t	y	o	r	c	b	j
		k	l	o	g	c	r	i	b
		c	v	s	k	j	h	t	a

**Your students will love this, too!**