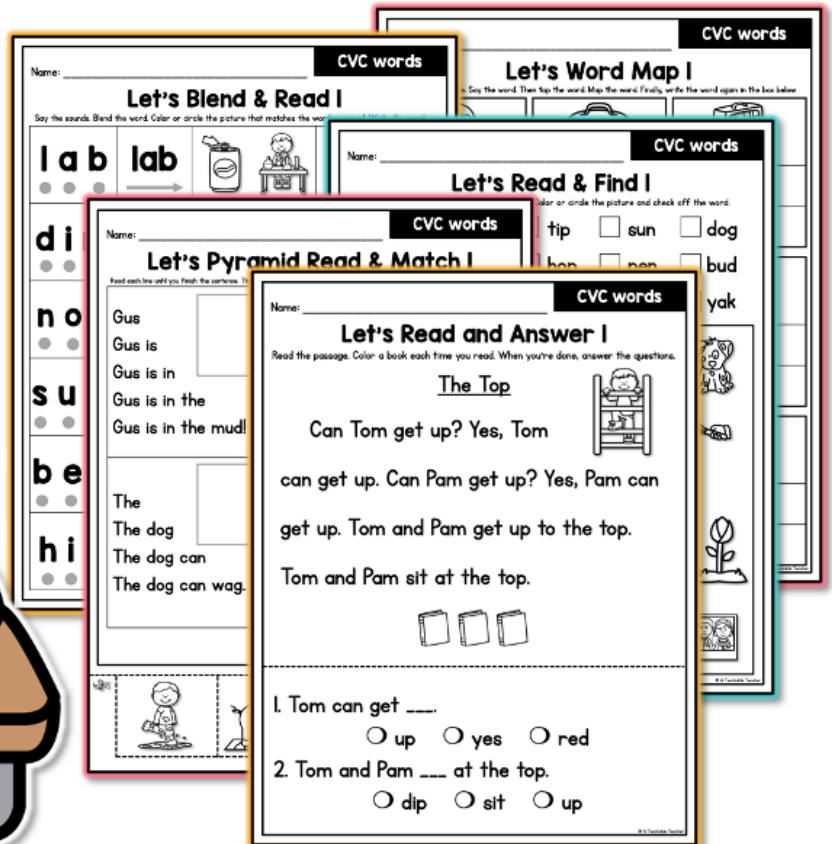



# phonics worksheets


SCIENCE OF READING ALIGNED

25 PAGES



## CVC WORDS

Created By A Teachable Teacher



scroll to see more

*phonics worksheets*

**CVC WORDS**

**25 pages included!**

**Science of Reading  
aligned!**

**FULLY decodable!**

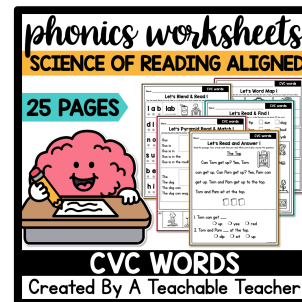
**Great for small groups,  
whole group, word work,  
centers, and so much more!**

**NO PREP!**



# CVC Words Practice Included:

- ✓ Orthographic mapping CVC words
- ✓ Blending CVC words
- ✓ Identifying/matching/writing CVC words
- ✓ Building CVC words letter by letter
- ✓ Reading decodable sentences with CVC words
- ✓ Comprehension
- ✓ Reading decodable passages with CVC words



Ronalee Piercey (TPT Seller)

December 6, 2023

★★★★★ Extremely satisfied

This resource is great! My students require a lot of review and these sheets can be used in both our WIN and small reading groups. Thank you

Students used with

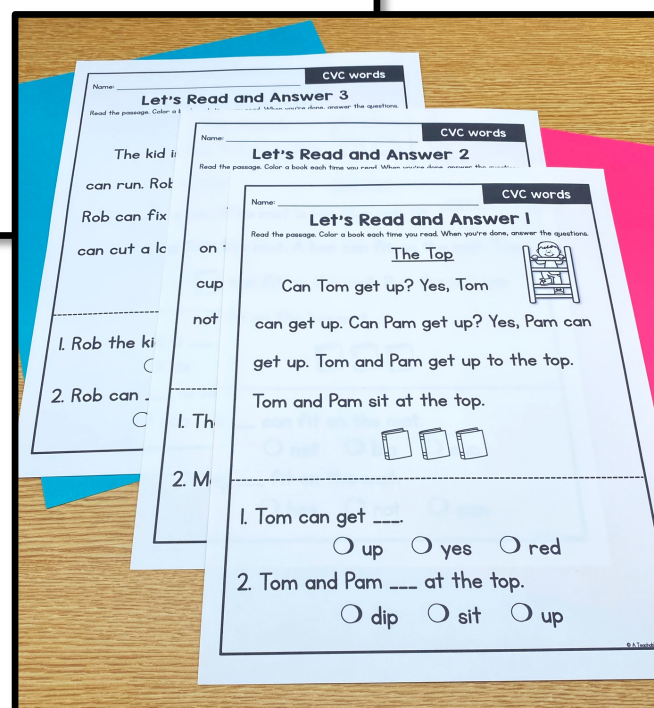
1st grade

Students were engaged

Strongly disagree      Strongly agree

## Varied Practice With:

- ✓ words
- ✓ sentences
- ✓ passages



# phonics worksheets







## CVC WORDS

### 11 Worksheet Types

Name: \_\_\_\_\_ CVC words

#### Let's Word Map I

Look at the picture. Say the word. Then tap the word. Map the word. Finally, write the word again in the box below.





		
		

Name: \_\_\_\_\_ CVC words

#### Let's Read & Match I

Read the word. Find the matching picture. Write the word under the picture.


cat  bed  dip  pop  tub  mad  
 ten  wig  cob  nun  peg  bin


			
---	---	---	---


Name: \_\_\_\_\_ CVC words

#### Let's Blend & Read I

Say the sounds. Blend the word. Color or circle the picture that matches the word you read. Write the word.

l a b lab 




d i m dim 

n o d nod 

Name: \_\_\_\_\_ CVC words

#### Let's Build Words I

Say the word. Cut out the letters to build the word. Then, write the word.






		
		
		

Name: \_\_\_\_\_ CVC words

#### Let's Read & Find I

Read the word. Find the matching picture. Color or circle the picture and check off the word.

























wed  gas  tip  sun  dog  
 hit  dug  hop  pen  bud  
 rot  set  ran  pit  yak

				
---	---	---	---	--

Name: \_\_\_\_\_ CVC words

#### Let's Crack the Code and Read I

Write the letter that matches the beginning sound for the picture. Then, read your word. Circle the matching picture.

Name: \_\_\_\_\_ CVC words

#### Let's Write and Find I



Say the word. Top and map the word. Then, find the word in the word search.

Name: \_\_\_\_\_ CVC words

#### Let's Pyramid Read & Match I

Read each line until you finish the sentence. Then copy and paste the matching picture. Finally, read each bottom sentence three times.

Gus		The	
Gus is		The pig	
Gus is in		The pig is	
Gus is in the		The pig is on	
Gus is in the mud!		The pig is on the	
		The pig is on the mat.	

Name: \_\_\_\_\_ CVC words

#### Let's Read & Draw I

Read the sentence. Draw a picture to match the sentence. Finally, read all of the sentences on the page three times.

Kim did win!

I did get a big pig.

Name: \_\_\_\_\_ CVC words

#### Let's Unscramble and Read I


Unscramble the words to make a sentence. Write the sentence underneath. Then read all of the sentences three times.

Jim	bags.	ten	red	got	
mug	bed.	The	is	on	the
Bob	Pam	ran.	and		
hut.	Tom	mop	can	the	
big	Don	is	van.	the	in


Name: \_\_\_\_\_ CVC words

#### Let's Read and Answer I

Read the passage. Color a book each time you read. When you're done, answer the questions.

The Top 

Can Tom get up? Yes, Tom can get up. Can Pam get up? Yes, Pam can get up. Tom and Pam get up to the top. Tom and Pam sit at the top.



1. Tom can get \_\_\_\_  
 up  yes  red

2. Tom and Pam \_\_\_\_ at the top.

# phonics worksheets




## CVC WORDS


### Fully Decodable

Name: \_\_\_\_\_ **CVC words**

### Let's Pyramid Read & Match I

Read each line until you finish the sentence. Then copy and paste the matching picture. Finally, read each bottom sentence three times.

Gus		The	
Gus is		The pig	
Gus is in		The pig is	
Gus is in the		The pig is on	
Gus is in the mud!		The pig is on the	
		The pig is on the mat.	
The		Ben	
The dog		Ben got	
The dog can			
The dog can w			





Name: \_\_\_\_\_ **CVC words**

### Let's Read and Answer I

Read the passage. Color a book each time you read. When you're done, answer the questions.

#### The Top

Can Tom get up? Yes, Tom  can get up. Can Pam get up? Yes, Pam can get up. Tom and Pam get up to the top. Tom and Pam sit at the top.



---

1. Tom can get \_\_\_?  
 up    yes    red

2. Tom and Pam \_\_\_ at the top.  
 dip    sit    up

© A Teachable Teacher

## HIGH FREQUENCY WORDS

Sentences and passages use only

- prereading high frequency words (a, and, I, for, is, of, the, to, was, you)
- decodable VC + CVC high frequency words

# phonics worksheets

## CVC WORDS













### Varied Practice

### SENTENCES

Name: \_\_\_\_\_ CVC words

### Let's Blend & Read I

Say the sounds. Blend the word. Color or circle the picture that matches the word you read. Write the word.


l a b	lab			
d i m	dim			
n o d	nod			
s u m	sum			
b e g	beg			
h i d	hid			

Name: \_\_\_\_\_ CVC words

### Let's Unscramble and Read I

Unscramble the words to make a sentence. Write the sentence underneath. Then read all of the sentences through.

Jim	bags.	ten	red	g	
_____					
mug	bed.	The	is	on	the
_____					
Bob	Pam	ran.	and		
_____					
hut.	Tom	mop	can	the	
_____					
big	Don	is	van.	the	in
_____					



© A Teachable Teacher


Name: \_\_\_\_\_ CVC words

### Let's Read and Answer I

Read the passage. Color a book each time you read. When you're done, answer the questions.

The Top

Can Tom get up? Yes, Tom  
can get up. Can Pam get up? Yes, Pam can  
get up. Tom and Pam get up to the top.  
Tom and Pam sit at the top.



---

1. Tom can get \_\_\_?  
 up  yes  red

2. Tom and Pam \_\_\_ at the top.  
 dip  sit  up

### WORDS

### PASSAGES

For EVERY skill!!


# phonics worksheets

## CVC WORDS


Name: \_\_\_\_\_ **CVC words**

### Let's Read and Answer 1

Read the passage. Color a book each time you read. When you're done, answer the questions.

The Top 

Can Tom get up? Yes, Tom  
 can get up. Can Pam  
 get up. Tom and Pam  
 Tom and Pam sit at











1. Tom can get \_\_\_\_.  
 up

2. Tom and Pam \_\_\_\_.  
 dip

Name: \_\_\_\_\_ **CVC words**

### Let's Word Map 1

Look at the picture. Say the word. Then tap the word. Map the word. Finally, write the word again in the box below.

		
<input type="text"/>	<input type="text"/>	<input type="text"/>
		
<input type="text"/>	<input type="text"/>	<input type="text"/>
		
<input type="text"/>	<input type="text"/>	<input type="text"/>

**25**  
 mixed short  
 vowel  
 pages

Name: \_\_\_\_\_ **CVC words**

### Read & Match 1

Match the word to the matching picture. Finally, read each bottom sentence three times.

The

The pig

The pig is

The pig is on

The pig is on the

The pig is on the mat.

Ben


Ben got

Ben got on

Ben got on the

Ben got on the red

Ben got on the red jet.



# phonics worksheets







## CVC WORDS

### See it in Action!

Name: Meghan CVC words

#### Let's Blend & Read 1

Say the sounds. Blend the word. Color or circle the picture that matches the word you read. Write the word.

l a b	lab			lab
d i m	dim			dim
n o d	nod			nod
s u m s				
b e g b				
h i d				

Name: Meghan CVC words

#### Let's Read and Answer 3

Read the passage. Color a book each time you read. When you're done, answer the questions.

**Rob the Kid**

The kid is Rob. Rob is six. Rob is in a cat can run.

Name: Meghan CVC words

#### Let's Read and Answer 2

Read the passage. Color a book each time you read. When you're done, answer the questions.

**The Mat**

Can Tom get up? Yes, Tom can get up. Can Pam get up? Yes, Pam can get up. Tom and Pam get up to the top. Tom and Pam sit at the top.



1. Tom can get  up  yes  red

2. Tom and Pam  dip  sit  up

Name: Meghan CVC words

#### Let's Pyramid Read & Match 1

Read each line until you finish the sentence. Then copy and paste the matching picture. Finally, read each bottom sentence three times.


Gus		The	
Gus is		The pig	
Gus is in		The pig is	
Gus is in the		The pig is on	
Gus is in the mud!		The pig is on the	
		The pig is on the mat.	
The		Ben	
The dog		Ben got	
The dog can		Ben got on	
The dog can wag.		Ben got on the	
		Ben got on the red	
		Ben got on the red jet.	

Name: Meghan CVC words

#### Let's Read & Find 1

Read the word. Find the matching picture. Color or circle the picture and check off the word.

<input checked="" type="checkbox"/> wed	<input checked="" type="checkbox"/> gas	<input type="checkbox"/> tip	<input type="checkbox"/> sun	<input type="checkbox"/> dog
<input checked="" type="checkbox"/> hit	<input type="checkbox"/> dug	<input type="checkbox"/> hop	<input type="checkbox"/> pen	<input type="checkbox"/> bud
<input checked="" type="checkbox"/> rot	<input type="checkbox"/> set	<input type="checkbox"/> ran	<input type="checkbox"/> pit	<input type="checkbox"/> yak







# TEACHERS ARE RAVING!



April M.  
August 1, 2023

★★★★★ Extremely satisfied

This was a perfect resource to use in my kindergarten classroom during my guided reading groups. It allowed me to differentiate and choose a level that my students were on.

Students used with

K

Students were engaged



C K.  
July 12, 2023

★★★★★ Extremely satisfied


I use this resource with my sounds-write children. They enjoy working with the format of this resource, as it's different from the other decodable resources used through out their lessons.

Students used with

1st grade

Primarily students with learning difficulties

Students were engaged



Tyja

★★★★★ Extremely satisfied



I have enjoyed using this resource in my Special Education classroom with struggling readers. This is a great fluency resource and my students remain engage. I highly recommend this resource!

Students used with

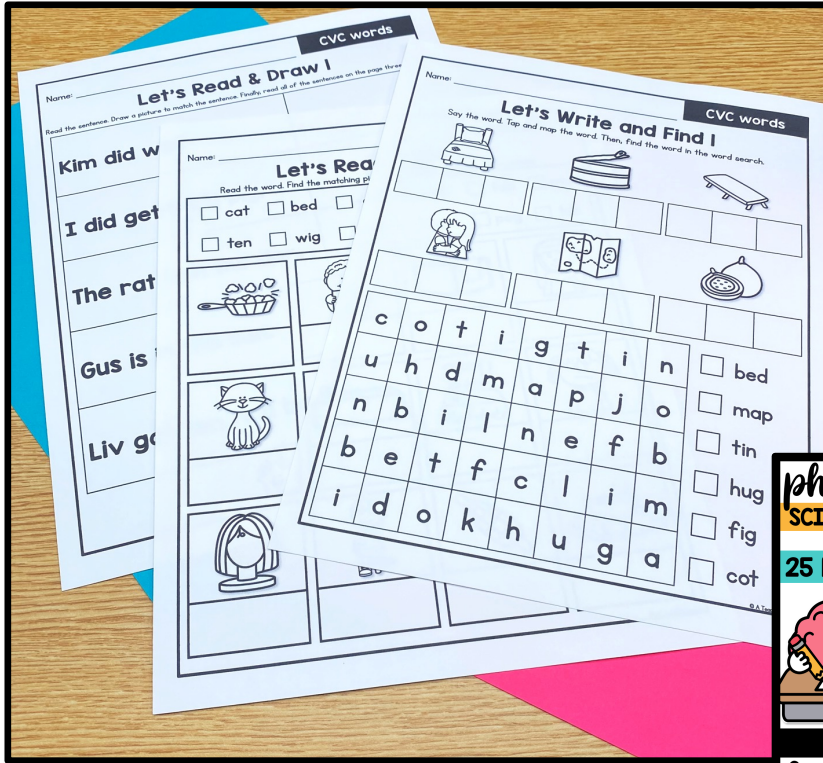
2nd grade

Primarily students with learning difficulties


Students were engaged



# ENGAGING Science of Reading aligned CVC practice!

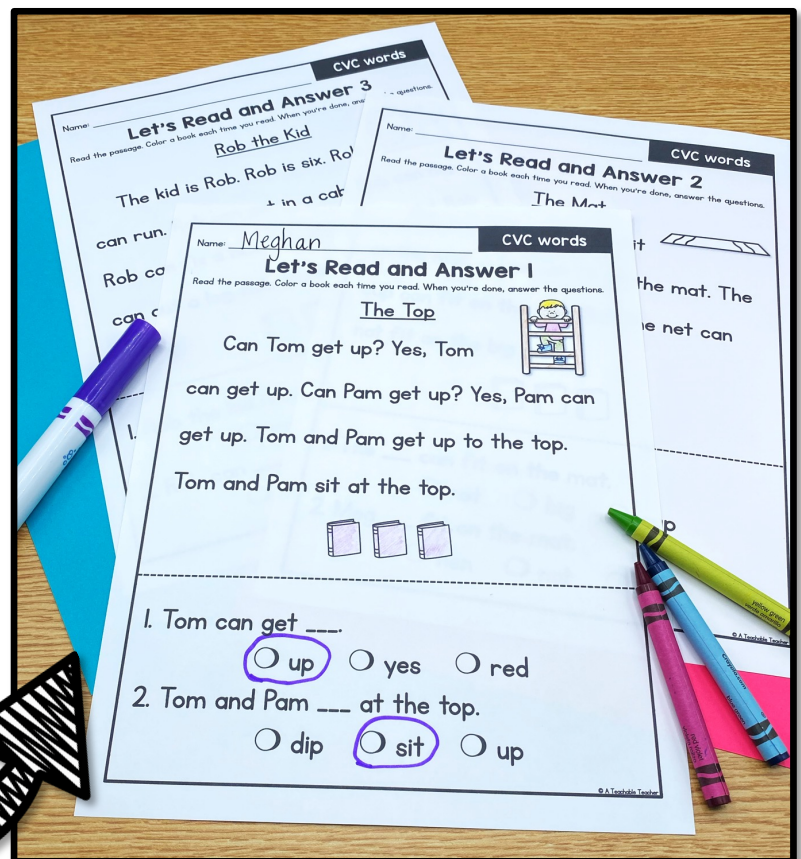


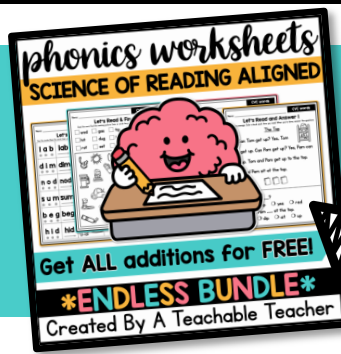
Fully decodable + CVC  
fluency + reading +  
comprehension +  
answer keys + Science  
of Reading aligned, ALL  
in ONE resource!



# NO Prep Needed!

Ready for  
students to  
practice  
CVC  
words -  
Just print  
and go!





# GET THE BUNDLE & SAVE \$\$\$\$

Phonics Skill	# of Pages
Mixed CVC	25
CVC - separated by vowel	99
Digraphs	23
Beginning Blends	30
Ending Blends	30
Double Final Consonants	21
Mixed CVCe	35
CVCe - separated by vowel	88
Long Vowel Teams	40
Diphthongs	37
R-Controlled Vowels	40
<b>Bundle TOTALS</b>	<b>468 pages</b>


Click **HERE** for the **BUNDLE**

# Looking for MORE Science of Reading CVC Products?

*-click to go-*

## WORD LADDERS

connecting phonemic awareness + phonics

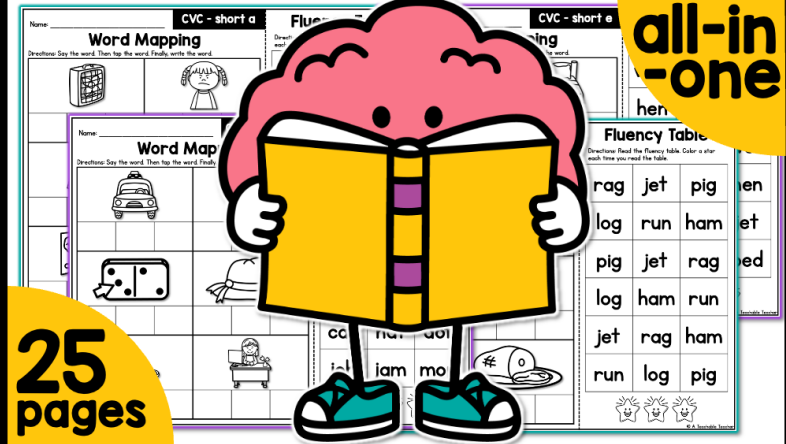


15 pages

### the CVC edition

Created By A Teachable Teacher

## WORD MAPPING + FLUENCY BUILDING




all-in-one

25 pages

### cvc edition

Created By A Teachable Teacher



# Frequently Asked Questions

Is this an editable resource?

This resource is not editable.

What high frequency words are used in this resource?

Sentences and passages use only 10 prereading high frequency words (a, and, I, for, is, of, the, to, was, you) and FULLY decodable VC + CVC high frequency words

Is this resource available in an online format?

No, this resource is not uploaded in an online format.

Are answer keys included in this resource?

**YES!!!** Answer keys for EVERY page are included in this resource!