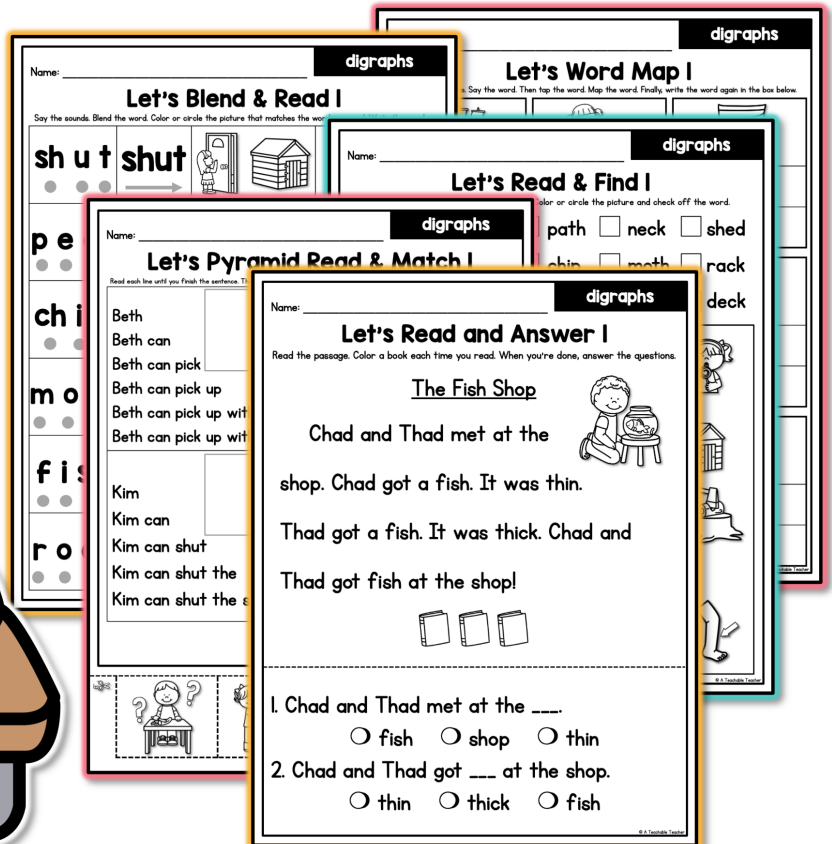



phonics worksheets

SCIENCE OF READING ALIGNED

23 PAGES



DIGRAPHS

Created By A Teachable Teacher



scroll to see more

phonics worksheets

DIGRAPHS

23 pages included!

**Science of Reading
aligned!**

FULLY decodable!


**Great for small groups,
whole group, word work,
centers, and so much more!**

NO PREP!



Digraphraph Words Practice Included:

- ✓ Orthographic mapping digraph words
- ✓ Blending digraph words
- ✓ Identifying/matching/writing digraph words
- ✓ Building digraph words letter by letter
- ✓ Reading decodable sentences with digraph words
- ✓ Comprehension
- ✓ Reading decodable passages with digraph words



Kathryn A N.

September 25, 2023

★★★★★ Extremely satisfied

I use this for my high-ability students. It is a great way to instill higher-level skills and for them to practice.

Students used with

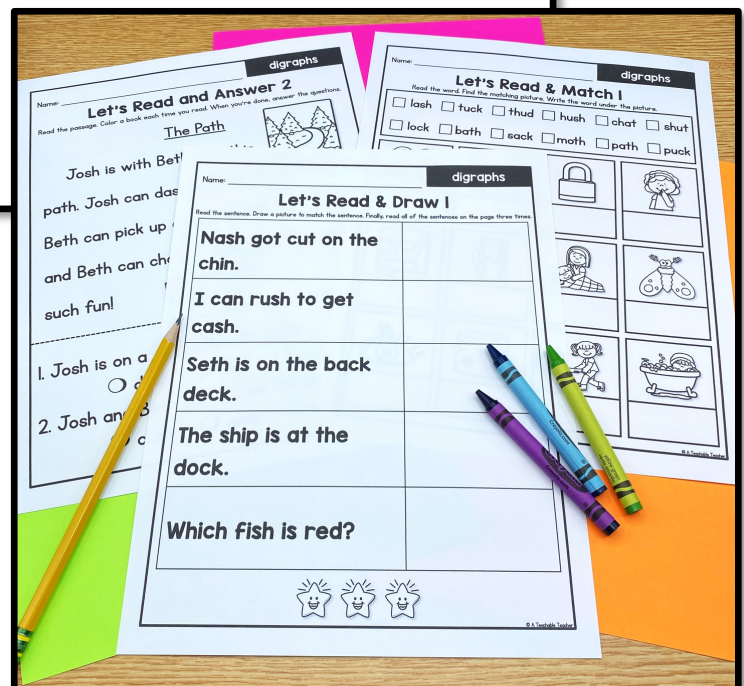
K

Students were engaged



Varied Practice With:

- ✓ words
- ✓ sentences
- ✓ passages



phonics worksheets







DIGRAPHS

11 Worksheet Types

Name: _____ digraphs

Let's Word Map I

Look at the picture. Say the word. Then tap the word. Map the word. Finally, write the word again in the box below.





| | | |
|---|---|---|
|  |  |  |
| | | |
| | | |
|  |  |  |

Name: _____ digraphs

Let's Read & Match I

Read the word. Find the matching picture. Write the word under the picture.



lash tuck thud hush chat shut
 lock bath sack moth path puck



| | | | |
|---|---|---|---|
|  |  |  |  |
|---|---|---|---|



Name: _____ digraphs

Let's Blend & Read I

Say the sounds. Blend the word. Color or circle the picture that matches the word you read. Write the word.

sh u t shut  




p e ck peck  

ch i n chin  

Name: _____ digraphs

Let's Build Words I




























Say the word. Cut out the letters to build the word. Then, write the word.

| | | |
|---|--|--|
|  | | |
|  | | |
|  | | |

Name: _____ digraphs

Let's Crack the Code and Read I







Write the letter that matches the beginning sound for the picture. Then, read your word. Circle the matching picture.

| | | | | | | | | |
|---|---|---|---|--|---|---|---|---|
|  |  |  |  |  |  |  |  |  |
|  |  |  |  |  |  |  |  |  |
|  |  |  |  |  |  |  |  |  |

Name: _____ digraphs

Let's Write and Find I

Say the word. Tap and map the word. Then, find the word in the word search.

















| | | |
|---|---|---|
|  |  |  |
| | | |
|  |  |  |

Name: _____ digraphs

Let's Read & Find I

Read the word. Find the matching picture. Color or circle the picture and check off the word.

dish chop path neck shed
 tuck hush chip moth rack
 thud lick shin chug deck

| | | | |
|---|---|---|---|
|  |  |  |  |
|  |  |  |  |
|  |  |  |  |
|  |  |  |  |

Name: _____ digraphs

Let's Pyramid Read & Match I

Read each line until you finish the sentence. Then copy and paste the matching picture. Finally, read each bottom sentence three times.

| | |
|-----------------------------|--------------------------|
| Beth | When |
| Beth can | When can |
| Beth can pick | When can I |
| Beth can pick up | When can I chop |
| Beth can pick up with | When can I chop that |
| Beth can pick up with Chad. | When can I chop that up? |
| | I |

Name: _____ digraphs

Let's Read & Draw I

Read the sentence. Draw a picture to match the sentence. Finally, read all of the sentences on the page three times.

Nash got cut on the chin.

I can rush to get cash.

Seth is on the back.

Name: _____ digraphs

Let's Unscramble and Read I

Unscramble the words to make a sentence. Write the sentence underneath. Then read all of the sentences three times.

| | | | |
|-------|-------|-------|----------|
| run? | Which | can | dog |
| | | | |
| can | Beth | in. | Dad tuck |
| | | | |
| not | I | sick. | am |
| | | | |
| rush | Chad. | can | to Nash |
| | | | |
| path. | is | the | Huck on |
| | | | |

Name: _____ digraphs

Let's Read and Answer I

Read the passage. Color a book each time you read. When you're done, answer the questions.

The Fish Shop

Chad and Thad met at the shop. Chad got a fish. It was thin.

Thad got a fish. It was thick. Chad and Thad got fish at the shop!

1. Chad and Thad met at the ____
 fish shop thin

2. Chad and Thad got ____ at the shop.
 thin thick fish

phonics worksheets

DIGRAPHS

Fully Decodable

HIGH FREQUENCY WORDS

Sentences and passages use only

- prereading high frequency words (a, and, I, for, is, of, the, to, was, you)
- decodable VC + CVC + CCVC + CVCC high frequency words


Name: _____ **CVCe**

Let's Pyramid Read & Match I

Read each line until you finish the sentence. Then copy and paste the matching picture. Finally, read each bottom sentence three times.

| | | | |
|-----------------------------|--|-------------------------|--|
| Cole | | I | |
| Cole will | | I can | |
| Cole will dive | | I can pick | |
| Cole will dive in | | I can pick a | |
| Cole will dive in the | | I can pick a ripe | |
| Cole will dive in the lake. | | I can pick a ripe lime. | |

| | | | |
|----------------|--|------------|--|
| The | | Gale | |
| The mule | | Gale is | |
| The mule is | | Gale is at | |
| The mule is at | | | |
| The mule is at | | | |
| The mule is at | | | |





Name: _____ **CVCe**

Let's Read and Answer I

Read the passage. Color a book each time you read. When you're done, answer the questions.

The Robe



Mike woke up at home. Mike got on a robe. The robe is red. Mike's mom got him the robe. Mike's name is on the robe. The robe is cute. Mike likes the red robe mom got him. 

1. Mike's ___ is on the robe .
 name home like

2. The robe is ___ .
 woke Mike cute

© A Teachable Teacher

phonics worksheets

DIGRAPHS

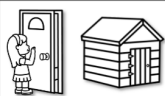





Varied Practice

SENTENCES

Name: _____ digraphs

Let's Blend & Read I

Say the sounds. Blend the word. Color or circle the picture that matches the word you read. Write the word.

| | | | |
|--------|------|---|--|
| sh u t | shut |  | |
| p e ck | peck |  | |
| ch i n | chin |  | |
| m o th | moth |  | |
| f i sh | fish |  | |
| r o ck | rock |  | |

Name: _____ digraphs

Let's Unscramble and Read I

Unscramble the words to make a sentence. Write the sentence underneath. Then read all of the sentences through.

| | | | | |
|-------|-------|-------|------|------|
| run? | Which | can | do | |
| _____ | | | | |
| can | Beth | in. | Dad | tuck |
| _____ | | | | |
| not | I | sick. | am | |
| _____ | | | | |
| rush | Chad. | can | to | Nash |
| _____ | | | | |
| path. | is | the | Huck | on |
| _____ | | | | |

WORDS

Name: _____ digraphs

Let's Read and Answer I

Read the passage. Color a book each time you read. When you're done, answer the questions.

The Fish Shop



Chad and Thad met at the shop. Chad got a fish. It was thin.

Thad got a fish. It was thick. Chad and

Thad got fish at the shop!



1. Chad and Thad met at the ____.
 fish shop thin
2. Chad and Thad got ____ at the shop.
 thin thick fish

PASSAGES

phonics worksheets

DIGRAPHS

Name: _____ **digraphs**

Let's Read & Match I

Read the word. Find the matching picture. Write the word under the picture.

lash tuck thud hush chat shut

lock bath sack moth path puck

Name: _____ **digraphs**

Let's Pyramid Read & Match I

Read each line until you finish the sentence. Then copy and paste the matching picture. Finally, read each bottom sentence three times.

| | | | |
|----------------------------|--|--------------------------|--|
| Beth | | When | |
| Beth can | | When can | |
| Beth can pick | | When can I | |
| Beth can pick up | | When can I chop | |
| Beth can pick up with | | When can I chop that | |
| Beth can pick up with Chad | | When can I chop that up? | |

| | | | |
|------------------------|--|------------------------|--|
| Kim | | I am | |
| Kim can | | I am on the | |
| Kim can shut | | I am on the thin | |
| Kim can shut the | | I am on the thin path. | |
| Kim can shut the shed. | | | |

© A Teachable Teacher

digraphs

and Answer I

you read. When you're done, answer the questions.

fish Shop

net at the

h. It was thin.

was thick. Chad and

e shop!

at the ____.

fish shop thin

2. Chad and Thad got ____ at the shop.

thin thick fish

© A Teachable Teacher

23
mixed digraph pages



phonics worksheets

DIGRAPHS

See it in Action!

Name: _____ digraphs

Let's Write and Find I

Say the word. Tap and map the word. Then, find the word in the word search.

ch i n k i c k r u s h

sh u t b a t h b a c k

| | | | | | | | | | |
|---|---|---|---|---|---|---|---|-------------------------------------|------|
| b | a | c | r | u | s | h | k | <input checked="" type="checkbox"/> | kick |
| a | s | u | k | d | h | o | c | <input checked="" type="checkbox"/> | shut |
| t | h | s | i | c | u | f | h | <input checked="" type="checkbox"/> | bath |
| h | e | t | c | a | t | h | i | <input checked="" type="checkbox"/> | chin |
| b | a | c | k | g | b | e | n | <input checked="" type="checkbox"/> | back |
| | | | | | | | | <input checked="" type="checkbox"/> | rush |

© Teachable Teacher

Name: _____ digraphs

Let's Pyramid Read & Match I

Read each line with one friend. Then, copy and paste the matching picture. Finally, read each bottom sentence three times.

| | | | |
|-----------------------------|--|--------------------------|--|
| Beth can | | When | |
| Beth can pick | | When can I | |
| Beth can pick up | | When can I chop | |
| Beth can pick up with | | When can I chop that | |
| Beth can pick up with Chad. | | When can I chop that up? | |

| | | | |
|------------------------|--|------------------------|--|
| Kim | | I | |
| Kim can | | I am | |
| Kim can shut | | I am on | |
| Kim can shut the | | I am on the | |
| Kim can shut the shed. | | I am on the thin | |
| | | I am on the thin path. | |

© Teachable Teacher

Name: _____ digraphs

Let's Read and Answer 2

Read the passage. Color a book each time you read. When you're done, answer the questions.

The Path

Josh is with Beth on a thin path. Josh can dash and run on the path. Beth can pick up a rock on the path. Josh and Beth can chat on the path. The path is such fun!

1. Josh is on a ___ path with Beth.
 dash thin

2. Josh and Beth can ___ on the path.
 chat pick up

Name: _____ digraphs

Let's Write and Find I

Say the word. Tap and map the word. Then, find the word in the word search.

ch i n k i c k r u s h

sh u t b a t h b a c k

| | | | | | | | | | |
|---|---|---|---|---|---|---|---|--|--|
| b | a | c | r | u | s | h | k | | |
| a | s | u | k | d | h | o | c | | |
| t | h | s | i | c | u | f | h | | |
| h | e | t | c | a | t | h | i | | |
| b | a | c | k | g | b | e | n | | |

Name: _____ digraphs

Let's Read and Answer 2

Read the passage. Color a book each time you read. When you're done, answer the questions.

The Path

Josh is with Beth on a thin path. Josh can dash and run on the path. Beth can pick up a rock on the path. Josh and Beth can chat on the path. The path is such fun!

1. Josh is on a ___ path with Beth.
 dash thin

2. Josh and Beth can ___ on the path.
 chat pick up

Name: _____ digraphs

Let's Pyramid Read & Match I

Read each line with one friend. Then, copy and paste the matching picture. Finally, read each bottom sentence three times.

| | | | |
|-----------------------------|--|--------------------------|--|
| Beth can | | When | |
| Beth can pick | | When can I | |
| Beth can pick up | | When can I chop | |
| Beth can pick up with | | When can I chop that | |
| Beth can pick up with Chad. | | When can I chop that up? | |

| | | | |
|------------------------|--|------------------------|--|
| Kim | | I | |
| Kim can | | I am | |
| Kim can shut | | I am on | |
| Kim can shut the | | I am on the | |
| Kim can shut the shed. | | I am on the thin | |
| | | I am on the thin path. | |

© Teachable Teacher



TEACHERS ARE RAVING!



Candice W.
September 25, 2023

★★★★★ **Extremely satisfied**

Fantastic resource. Very engaging for students and helpful in centers.

Students used with

2nd grade

Students were engaged



The Primary League (TPT Seller)
February 18, 2023

★★★★★ **Extremely satisfied**

Excellent resource! I use it during small group instruction to help my students develop their phonics skills. Thank you!

Students used with

1st, 2nd grades

Primarily students with learning difficulties

Students were engaged



Strongly disagree Strongly agree



May 30, 2023

★★★★★ **Extremely satisfied**

I love using this resource to supplement my teaching. Students always have a blast with them.

Students used with


2nd, 3rd grades

Primarily students that are emerging bilinguals/ ELs/ ESOLs/ ENLs

Students were engaged


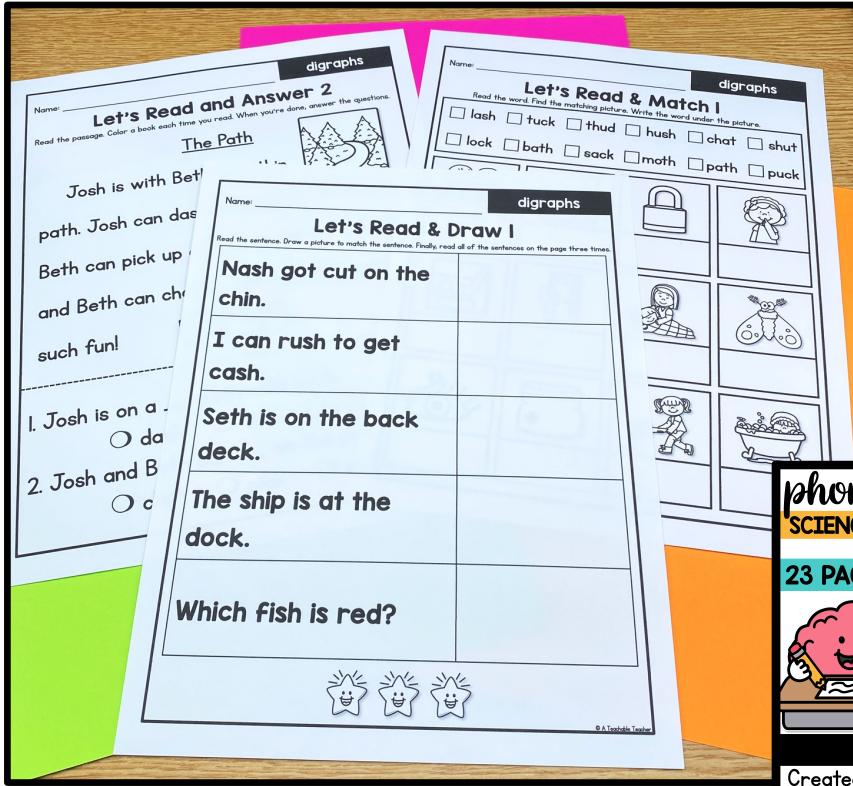


Strongly disagree Strongly agree




ENGAGING Science of Reading aligned digraph practice!

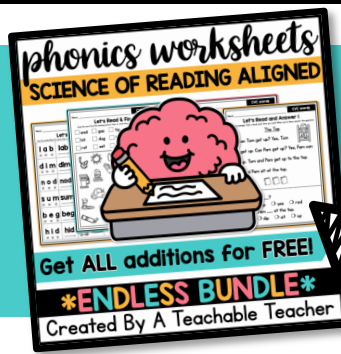
Fully decodable +
digraph fluency +
reading +
comprehension +
answer keys + Science
of Reading aligned, ALL
in ONE resource!



NO Prep Needed!

Ready for
students to
practice
digraph
words -
Just print
and go!





GET THE BUNDLE & SAVE \$\$\$\$

| Phonics Skill | # of Pages |
|---------------------------|------------------|
| Mixed CVC | 25 |
| CVC - separated by vowel | 99 |
| Digraphs | 23 |
| Beginning Blends | 30 |
| Ending Blends | 30 |
| Double Final Consonants | 21 |
| Mixed CVCe | 35 |
| CVCe - separated by vowel | 88 |
| Long Vowel Teams | 40 |
| Diphthongs | 37 |
| R-Controlled Vowels | 40 |
| Bundle TOTALS | 468 pages |

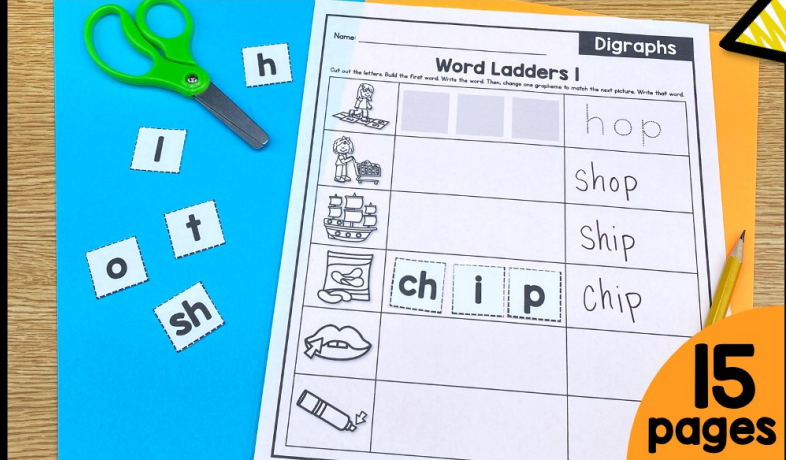
Click **HERE** for the **BUNDLE**

Looking for MORE Science of Reading Digraph Products?

-click to go-

WORD LADDERS

connecting phonemic awareness + phonics




15 pages

the digraph edition

Created By A Teachable Teacher

WORD MAPPING + FLUENCY BUILDING




all-in-one

12 pages

digraphs edition

Created By A Teachable Teacher



Frequently Asked Questions

Is this an editable resource?

This resource is not editable.

What high frequency words are used in this resource?

Sentences and passages use only 10 prereading high frequency words (a, and, I, for, is, of, the, to, was, you) and FULLY decodable VC + CVC + CCVC + CVCC + CCVCC high frequency words

Is this resource available in an online format?

No, this resource is not uploaded in an online format.

Are answer keys included in this resource?

YES!!! Answer keys for EVERY page are included in this resource!