


phonics worksheets


SCIENCE OF READING ALIGNED



Get ALL additions for FREE!

ENDLESS BUNDLE

Created By A Teachable Teacher



scroll to see more

phonics worksheets

ENDLESS BUNDLE

468 pages included!

Science of Reading aligned!

FULLY decodable!

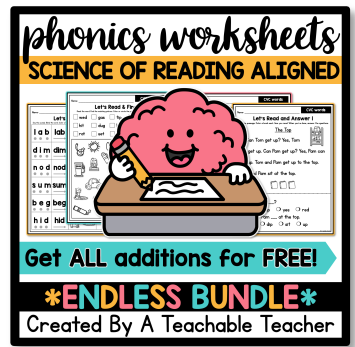
Great for small groups, whole group, word work, centers, and so much more!

NO PREP!



Phonics Skills Included:

- ✓ CVC
- ✓ Digraphs
- ✓ Beg. Blends
- ✓ End. Blends
- ✓ Double Final Consonants
- ✓ CVCe
- ✓ Long Vowel Teams
- ✓ Diphthongs
- ✓ R-Controlled Vowels



kristyn G.

November 28, 2022

★★★★★ Very satisfied

ALL OF HER RESOURCES are to die for. GET IT TODAY! Honestly!! Love having a resource that my kids can work on without me and I know they are still getting quality learning time!

Students used with

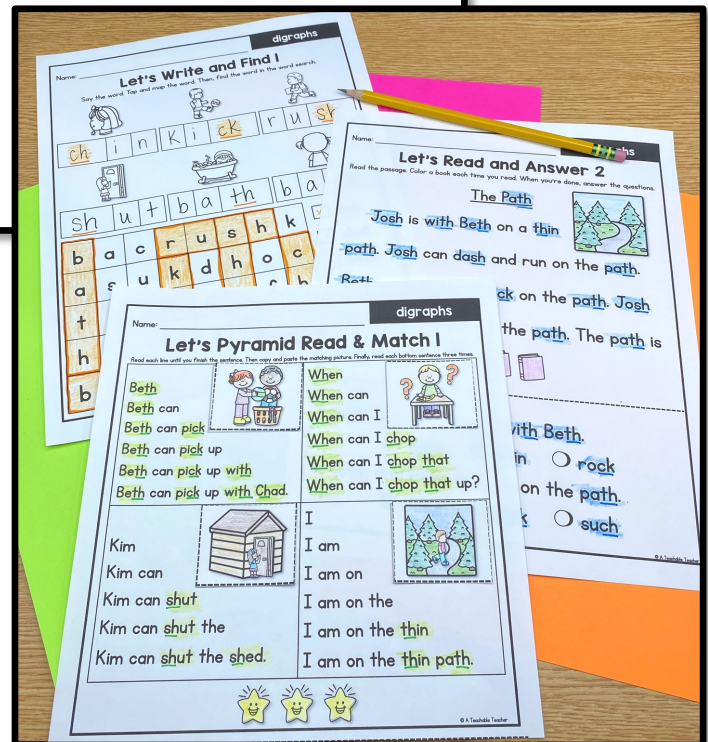
2nd grade

Students were engaged



Varied Practice With:

- ✓ words
- ✓ sentences
- ✓ passages




phonics worksheets

ENDLESS BUNDLE

What's an endless bundle?

Get **INSTANT** access to ALL the resources listed as soon as you purchase:



EVERY time a **NEW** SOR-aligned Phonics Worksheet resource in this product line is **published**, you get to download it for **FREE!**

phonics worksheets







ENDLESS BUNDLE

11 Worksheet Types

Name: _____ CVC - short a

Let's Word Map I

Look at the picture. Say the word. Then tap the word. Finally, write the word again in the box below.





		
		

Name: _____ CVC - short a

Let's Read & Match I

Read the word. Find the matching picture. Write the word under the picture.







bad tap can dab tag cat
 gal wax map yam pan sat

Name: _____ CVC - short a

Let's Write and Find I




























Say the word. Tap and map the word. Then, find the word in the word search.

Name: _____ CVC - short a

Let's Crack the Code and Read I



Write the letter that matches the beginning sound for the picture. Then, read your word. Circle the matching picture.



								
								
								



Name: _____ CVC - short a

Let's Blend & Read I

Say the sounds. Blend the word. Color or circle the picture that matches the word you read. Write the word.

t a n tan  




g a p gap  

r a a raa  

Name: _____ CVC - short a

Let's Build Words I

Say the word. Cut out the letters to build the word. Then, write the word.

















		
		
		

Name: _____ CVC - short a

Let's Read & Find I

Read the word. Find the matching picture. Color or circle the picture and check off the word.

man cab ham dad van
 nap hat tab gal lab
 bad zap rat tap mat

Name: _____ CVC - short a

Let's Read & Draw I

Read the sentence. Draw a picture to match the sentence. Finally, read all of the sentences on the page three times.

A cat is in Val's lap.

Dan's pal is a gal.

Name: _____ CVC - short a

Let's Pyramid Read & Match I

Read each line until you finish the sentence. Then copy and paste the matching picture. Finally, read each bottom sentence three times.

Can		Pam	
Can Max		Pam is	
Can Max dab		Pam is a	
Can Max dab the		Pam is a gal.	
Can Max dab the jam?			

Name: _____ CVC - short a

Let's Unscramble and Read I

Unscramble the words to make a sentence. Write the sentence underneath. Then read all of the sentences three times.

Dad. ran. to. I

get the in Can cab? Pat

can tab. The a had


rag. Wax the on got

I nap a can mat. on

Name: _____ CVC - short a

Let's Read and Answer I

Read the passage. Color a book each time you read. When you're done, answer the questions.


Tam 

Tam is a cat. Tam the cat

ran to Nan. Nan is on a mat. Nan can tap

the mat for Tam. Tam sat in Nan's lap

on the mat. Tam the cat can nap in

Nan's lap. 

1. Tam is a ____.

nap mat cat

2. Tam can nap in Nan's ____.

For EVERY skill!!

phonics worksheets





ENDLESS BUNDLE


Fully Decodable

Name: _____ **CVC words**

Let's Pyramid Read & Match I

Read each line until you finish the sentence. Then copy and paste the matching picture. Finally, read each bottom sentence three times.


Gus		The	
Gus is		The pig	
Gus is in		The pig is	
Gus is in the		The pig is on	
Gus is in the mud!		The pig is on the	
		The pig is on the mat.	
The		Ben	
The dog		Ben got	
The dog can			
The dog can w			




Name: _____ **CVC words**

Let's Read and Answer I

Read the passage. Color a book each time you read. When you're done, answer the questions.

The Top 

Can Tom get up? Yes, Tom
can get up. Can Pam get up? Yes, Pam can
get up. Tom and Pam get up to the top.
Tom and Pam sit at the top.



1. Tom can get ___?
 up yes red

2. Tom and Pam ___ at the top.
 dip sit up

© A Teachable Teacher

HIGH FREQUENCY WORDS

Sentences and passages use only

- **prereading high frequency words** (a, and, I, for, is, of, the, to, was, you)
- **decodable high frequency words** to match the skill + **previously taught skills**

phonics worksheets

ENDLESS BUNDLE













Varied Practice

SENTENCES

Name: _____ CVC words

Let's Blend & Read I

Say the sounds. Blend the word. Color or circle the picture that matches the word you read. Write the word.

l a b	lab			
d i m	dim			
n o d	nod			
s u m	sum			
b e g	beg			
h i d	hid			

Name: _____ CVC words

Let's Unscramble and Read I

Unscramble the words to make a sentence. Write the sentence underneath. Then read all of the sentences through.


Jim	bags.	ten	red	g	

mug	bed.	The	is	on	the

Bob	Pam	ran.	and		

hut.	Tom	mop	can	the	

big	Don	is	van.	the	in




© A Teachable Teacher


Name: _____ CVC words

Let's Read and Answer I

Read the passage. Color a book each time you read. When you're done, answer the questions.

The Top

Can Tom get up? Yes, Tom  can get up. Can Pam get up? Yes, Pam can get up. Tom and Pam get up to the top. Tom and Pam sit at the top.



1. Tom can get ___?
 up yes red

2. Tom and Pam ___ at the top.
 dim sit

WORDS

PASSAGES

For EVERY skill!!

phonics worksheets

ENDLESS BUNDLE


Mixed CVC Words

Name: _____ **CVC words**

Let's Read and Answer 1

Read the passage. Color a book each time.

The _____
Can Tom get up?
can get up. Can Pam
get up. Tom and Pam
Tom and Pam sit at _____











1. Tom can get _____.
 up dip

2. Tom and Pam _____.
 up dip

Name: _____ **CVC words**

Let's Word Map 1

Look at the picture. Say the word. Then tap the word. Map the word. Finally, write the word again in the box below.

 _____ _____	 _____ _____	 _____ _____
 _____ _____	 _____ _____	
 _____ _____	 _____ _____	 _____ _____

25 mixed short vowel pages


Name: _____ **CVC words**

Read & Match 1

Match the words to the matching picture. Finally, read each bottom sentence three times.

The _____
The pig _____
The pig is _____
The pig is on _____
The pig is on the _____
The pig is on the mat.

Ben _____
Ben got _____
Ben got on _____
Ben got on the _____
Ben got on the red _____
Ben got on the red jet.



Answer Keys Included!

phonics worksheets

ENDLESS BUNDLE

CVC Words - Separated by Vowel Sound

Short A - 21 pages

Short E - 19 pages

Short I - 21 pages




Short O - 19 pages

Short U - 19 pages

Name: _____ CVC - short a

Let's Word Map I






Look at the picture. Say the word. Then tap the word. Map the word. Finally, write the word again in the box below.

Name: _____ CVC - short e

Let's Build Words I

Say the word. Cut out the letters to build the word. Then, write the word.

Name: _____ CVC - short i

Let's Read & Draw I


Read the sentence. Draw a picture to match the sentence. Finally, read all of the sentences on the page three times.

Tim can fix the rim.


Name: _____ CVC - short u

Let's Read and Answer I

Read the passage. Color a book each time you read. When you're done, answer the questions.

Gus 

Gus can do a lot. Gus can hum to Dad. Gus can rub a pup. Gus can cut a bud in the mud for Mom. Can Gus get on the bus? Yes, Gus can!



1. Gus can ___ the pup.
 rub cut bud

2. The bud is in the _____.
 bus mud Gus

Name: _____ CVC - short o


Let's Pyramid Read & Match I





Read each line until you finish the sentence. Then copy and paste the matching words to complete the sentence. Read each sentence three times.

Dot
Dot is
Dot is a
Dot is a cop.

A
A tot
A tot got
A tot got on
A tot got on a
A tot got on a cot.

Bob
Bob got
Bob got a
Bob got a mop.



99 total pages

Answer Keys Included!

phonics worksheets

ENDLESS BUNDLE







Digraphs

Name: _____ **digraphs**

Let's Read & Match I

Read the word. Find the matching picture.

lash tuck thumb
 lock bath sack

Name: _____ **digraphs**

Let's Pyramid Read & Match I


Read each line until you finish the sentence. Then copy and paste the matching picture. Finally, read each bottom sentence three times.

Beth		When	
Beth can		When can	
Beth can pick		When can I	
Beth can pick up		When can I chop	
Beth can pick up with		When can I chop that	
Beth can pick up with Chad		When can I chop that up?	

Kim

Kim can	
Kim can shut	
Kim can shut the	
Kim can shut the shed.	

I am on the thin path.




© A Teachable Teacher

Name: _____ **digraphs**

and Answer I

You read. When you're done, answer the questions.


fish Shop 

net at the

h. It was thin.

was thick. Chad and

shop!



at the ____.

fish shop thin

2. Chad and Thad got ____ at the shop.

thin thick fish

© A Teachable Teacher

Answer Keys Included!

phonics worksheets















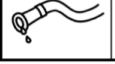










ENDLESS BUNDLE

Beginning Blends

Name: _____ **beg. blends**

Let's Crack the Code and Read I

Write the letter that matches the beginning sound for


Name: _____ **beg. blends**

Let's Read and Answer I

Read the passage. Color a book each time you read. When you're done, answer the questions.

The Skit

This is Brit. Brit is in a skit.



Brit is in the skit with Scot. Scot is a frog in the skit. Brit is a crab in the skit. When Brit is in the skit, Brit and Scot grin. The skit is a big hit!

1. Brit is with ___ in the skit.
 frog crab Scot

2. The ___ is a big hit.
 Brit skit grin

© A Teachable Teacher

Name: _____ **beg. blends**

Read & Draw I

Read the passage. Finally, read all of the sentences on the page three times.

A frog is on my leg.

ne	
ck?	
the	
an.	
the	

© A Teachable Teacher

30 mixed beg. blend pages

Answer Keys Included!

phonics worksheets







ENDLESS BUNDLE

Ending Blends

Name: _____ ending blends

Let's Blend & Read I

Say the sounds. Blend the word. Color or circle the word.

b a n d	band	
v e s t	vest	
l i f t	lift	
t e n t	tent	
g o l f	golf	
a s k	ask	

Name: _____ ending blends

Let's Pyramid Read & Match I

Read each line until you finish the sentence. Then copy and paste the matching picture. Finally, read each bottom sentence three times.

The		I	
The band		I can	
The band act		I can bend	
The band act is		I can bend to	
The band act is at		I can bend to get the	
The band act is at dusk		I can bend to get the gift.	

Sam

Sam will

Sam will pump

Sam will pump that


Sam will pump that up.

An ant is on

An ant is on the

An ant is on the red

An ant is on the red tent.



© A Teachable Teacher

Name: _____ ending blends

Read and Answer I

Read each line until you finish the sentence. When you're done, answer the questions.


The Band


With Dot and

is on set, you can hum

of the band act, you

for them. The band is





end best band

2. At the ____, you can clap.

best end jump

© A Teachable Teacher

Answer Keys Included!

phonics worksheets

ENDLESS BUNDLE

Double Final Consonants

Name: _____ **double final consonants**

Let's Read and Answer I

Read the passage. Color a book each time.






T
Russ will run up
will huff and puff w
Russ will pass a bug
buzz at Russ. When
Russ will yell.

1. Russ will ___ and pu
 hill
2. The bug will ___ at
 pass

Name: _____ **double final consonants**

Let's Build Words I

Say the word. Cut out the letters to build the word. Then, write the word.

© A Teachable Teacher

21 mixed double final consonants pages

j	c	ll	t	ss
i	e	ff	o	u
ll	d	a	k	zz

✂

Name: _____ **double final consonants**

Double and Read I

Write the word in the sentence underneath. Then read all of the sentences three times.

on	the	Tiff	
_____	_____	_____	
buzz?	you	to	
_____	_____	_____	
big	That	a	
_____	_____	_____	
Did	him?	yell	
_____	_____	_____	
kiss	will	Mom	Lizz.
_____	_____	_____	_____

☺ ☺ ☺

© A Teachable Teacher

Answer Keys Included!

phonics worksheets

ENDLESS BUNDLE


Mixed CVCe Words


CVCe

Name: _____

Let's Write and Find I

Say the word. Tap and map the word.







m	i	m	o	b
e	v	i	n	e
h	o	m	e	n
o	d	e	c	v
b	a	l	t	u

CVCe

Name: _____

Let's Pyramid Read & Match I

Read each line until you finish the sentence. Then copy and paste the matching picture. Finally, read each bottom sentence three times.

Cole		I	
Cole will		I can	
Cole will dive		I can pick	
Cole will dive in		I can pick a	
Cole will dive in the		I can pick a ripe	
Cole will dive in the lake.		I can pick a ripe lime.	

The _____

The mule _____

The mule is _____

The mule is at _____

The mule is at the _____

The mule is at the gate. _____






Gale is at _____

Gale is at _____

Gale is at home _____

Gale is at home in _____

Gale is at home in bed. _____








CVCe

and Answer I

ou read. When you're done, answer the questions.

Robe



ome. Mike got _____

is red. Mike's mom got _____

name is on the robe. _____

e likes the red robe _____

robe .

name home like

2. The robe is ____ .

woke Mike cute

35
mixed CVCe
pages

Answer Keys Included!

phonics worksheets

ENDLESS BUNDLE

CVCe Words - Separated by Vowel Sound

A_E- 25 pages

I_E- 25 pages

O_E- 26 pages

U_E- 12 pages

Name: _____ **a_e**

Let's Write and Find I

Say the word. Tap and map the word. Then, find the word in the word search.

Word search grid:

Name: _____ **i_e**

Let's Blend & Read I

Say the sounds. Blend the word. Color or circle the picture that matches the word you read. Write the word.

t i d e tide

Word search grid:

bale
case
make
name
rate
save

Name: _____ **u_e**

Let's Read and Answer I

Read the passage. Color a book each time you read. When you're done, answer the questions.

Jude's Pet

Jude's Mom got him a pet. Jude's pet is a mule. Jude's mule is Luke.

Is Luke a cute mule? Yes! Jude can hum a tune to Luke. It is fun for Jude to hum to Luke.

1. Jude's pet is a ____ .
 cute tune mule

2. Jude can hum a ____ to Luke.
 tune fume cute

Name: _____ **88 total pages**

Let's Pyramid Read & Write I

Read each line until you finish the sentence. Then copy and write the matching picture. Finally, read each sentence three times.

A mole is in a hole.

I ran to Ned's home.

Did Ned poke Jim?

Hope got a big cone.

Illustrations at the bottom: a boy, a mole, a house, a girl, and a question mark.

Answer Keys Included!

phonics worksheets

ENDLESS BUNDLE

Long Vowel Teams

Vowel Teams

Name: _____

Let's Read and Answer 1

Read the passage. Color a book each time.

The

I see a jeep on the

road. The jeep's rear

is flat. I take the

jeep to the tire store.

I seal up the nail hole

in the tire.

1. I see a ___ on the

low

2. The ___ will fix the

seal



Name: _____

Vowel Teams

Let's Build Words 1

Say the word. Cut out the letters to build the word. Then, write the word.



oa	f	ai	n	ue
s	igh	g	l	f
t	l	d	ee	l

40

mixed long
vowel
pages

Vowel Teams

Read & Draw 1

Read the sentence. Draw a picture. Finally, read all of the sentences on the page three times.

he

an
oam.

ail

om.

leaf

That tie is tight on
Dad's neck.



© A Teachable Teacher

phonics worksheets

ENDLESS BUNDLE


Diphthongs

Name: _____ **Diphthongs**

Let's Read & Find I

Read the word. Find the matching picture.

<input type="checkbox"/> down	<input type="checkbox"/> zoo	<input type="checkbox"/>
<input type="checkbox"/> coin	<input type="checkbox"/> wood	<input type="checkbox"/>
<input type="checkbox"/> saw	<input type="checkbox"/> bow	<input type="checkbox"/>



Name: _____ **Diphthongs**

Let's Unscramble and Read I

Unscramble the words to make a sentence. Write the sentence underneath. Then read all of the sentences three times.

big.	town	This	is				

I	the	moon.	see				

down	will	Dawn					

roof	did	leak?	the				


when	The	boil	is	will	hot.	pot	it

© A Teachable Teacher

Name: _____ **Diphthongs**

and Answer I

ou read. When you're done, answer the questions.


ood Food 

Joy will cook for _____

il in a pan. When the oil _____

raw food. Joy gives _____

Vow! This is good food!"



1. food oil cook

2. Mom says Joy's food is ____ .

good raw oil

© A Teachable Teacher

Answer Keys Included!

phonics worksheets

ENDLESS BUNDLE



R-Controlled Vowels



R-Controlled Vowels

Name: _____

Let's Write and Find I

Say the word. Tap and map the word.

b	a	r	t	c
i	p	o	h	u
r	o	h	e	r
d	c	a	r	b
t	a	k	d	p




R-Controlled Vowels

Name: _____

Let's Read and Answer I

Read the passage. Color a book each time you read. When you're done, answer the questions.

The Farm

At the farm, Barb can see a  red barn. In the  corn, Barb can see a big herd. Barb can see the big herd eat the corn that is in the  barn. Barb likes the farm.

1. ___ is at the farm.
 Corn Barb Farm


2. The ___ can eat the corn.
 barn herd Barb

© A Teachable Teacher

R-Controlled Vowels

Read & Draw I

Read the passage. Finally, read all of the sentences on the page three times.

 The girl can make a card for her mom.

The girl can make a card for her mom.



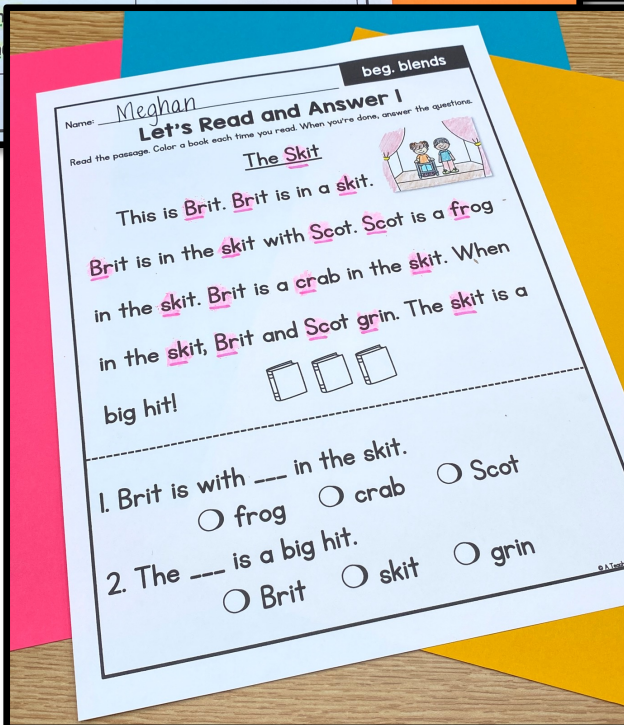
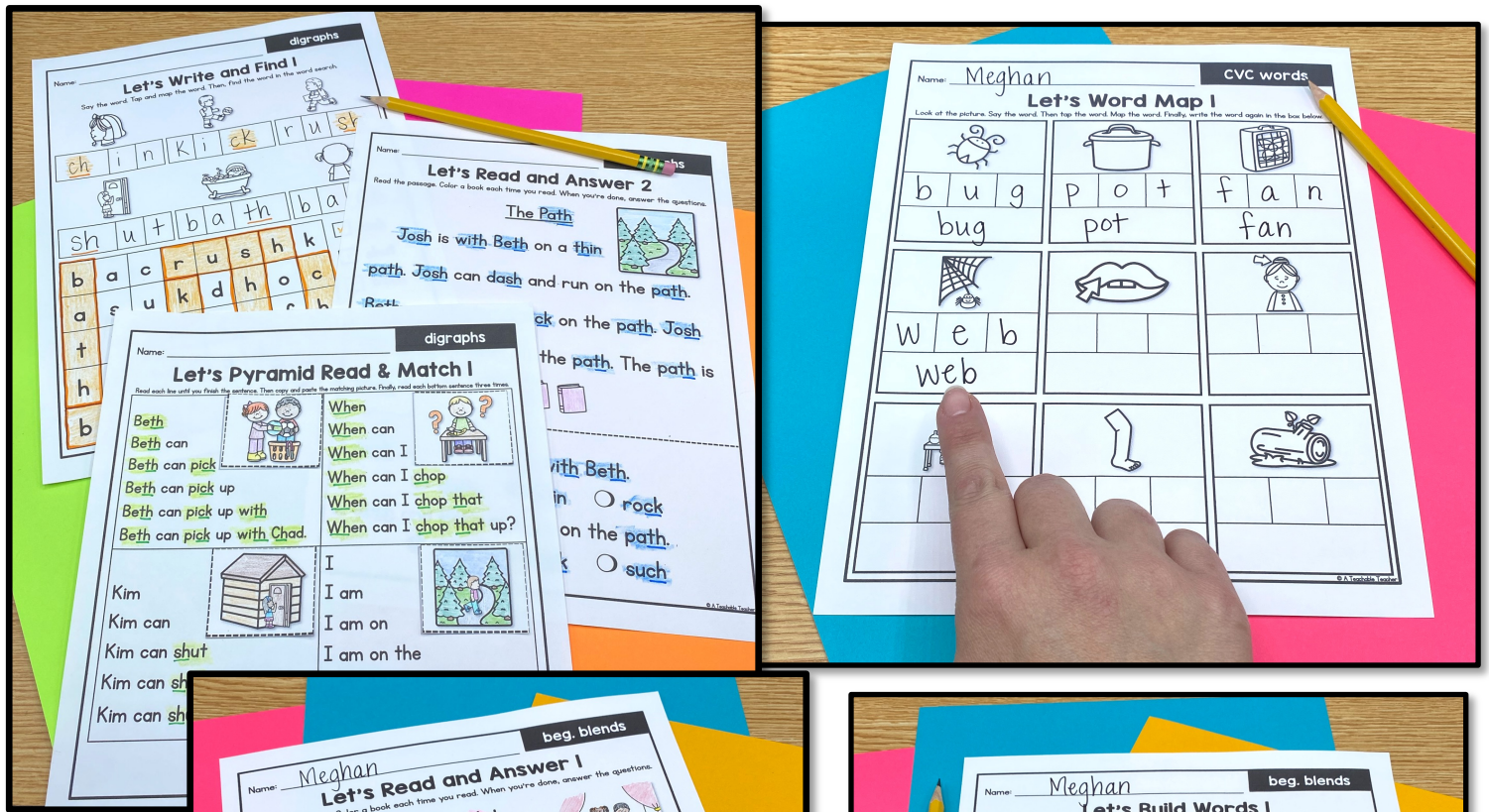
© A Teachable Teacher

Answer Keys Included!

phonics worksheets

ENDLESS BUNDLE

See it in Action!





TEACHERS ARE RAVING!



Aimee F.
February 4, 2024

★★★★★ **Extremely satisfied**

This is such a wonderful resource!!! I love being able to pull out so many different activities that are directly related to the phonics skill we are working on. It works great for extra practice, interventions, or extensions for my higher readers too!

Students
1st grade



Jessica O.
February 1, 2024


★★★★★ **Extremely satisfied**

This is such a comprehensive bundle covering everything you need to teach and solidify early phonics skills. It's easy to pick and choose which worksheets to use and if you don't end up needing something it's easy to skip over it. The scope and sequence is perfect!

Students used with

1st, 2nd grades
Primarily students with
learning difficulties

Students were engaged



Jessica F.

★★★★★ **Extremely satisfied**

This is an excellent resource! My students are engaged when working with these passages. The word work and centers are great, too! Thank you!

Students used with
1st grade

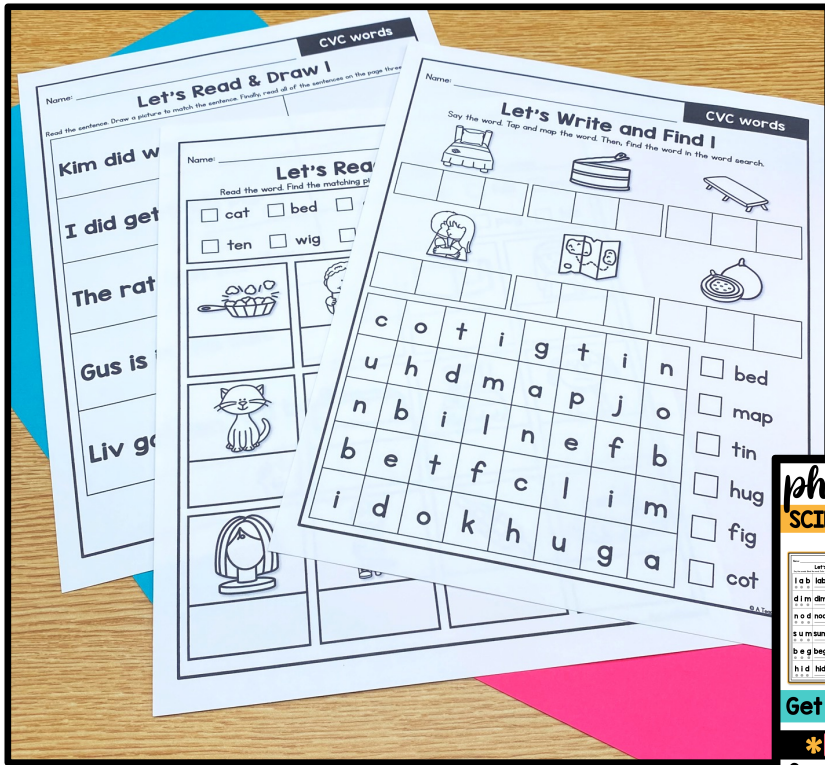
Students were engaged



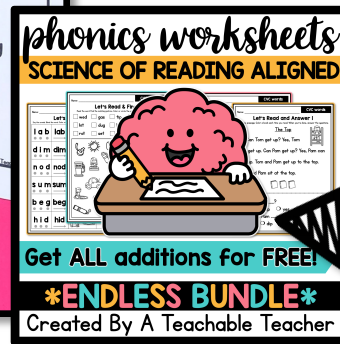
phonics worksheets
SCIENCE OF READING ALIGNED

Get ALL additions for FREE!
ENDLESS BUNDLE
Created By A Teachable Teacher

ENGAGING Science of Reading aligned phonics practice!

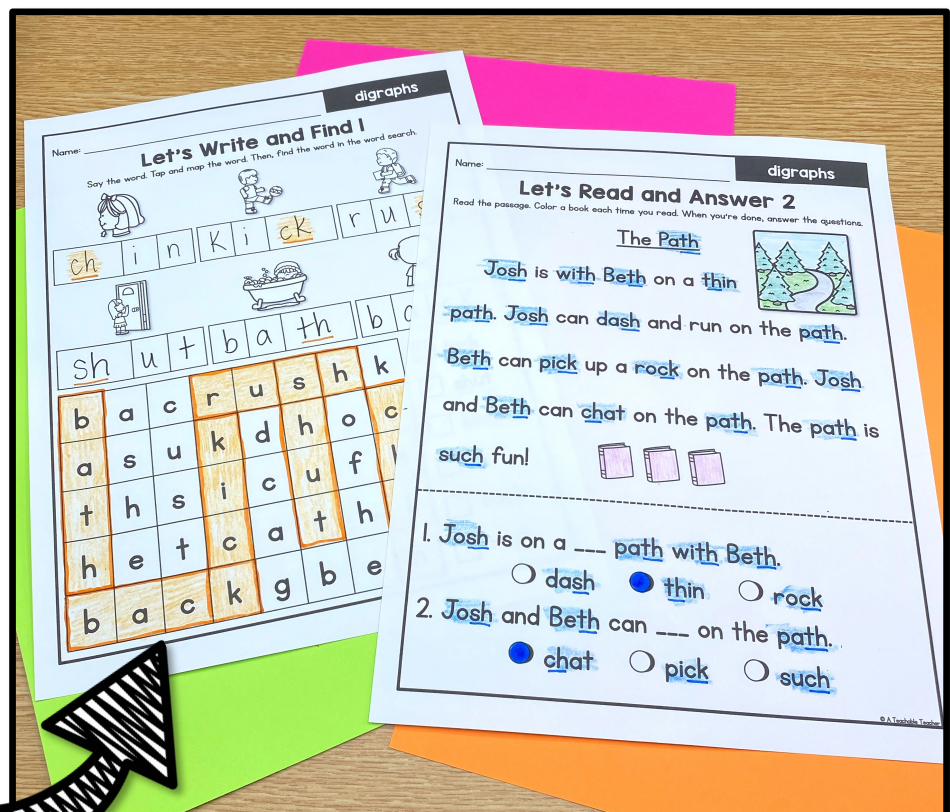


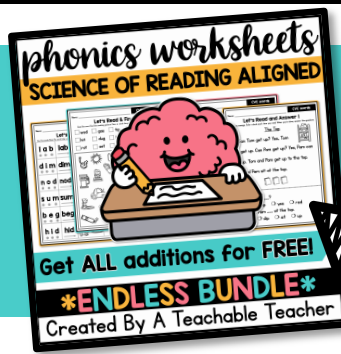
Fully decodable +
phonics fluency +
reading +
comprehension +
answer keys + Science
of Reading aligned, ALL
in ONE resource!



NO Prep Needed!

Ready for
students to
practice
ANY phonics
skill you
may need -
Just print
and go!





GET THE BUNDLE & SAVE \$\$\$

Phonics Skill	# of Pages
Mixed CVC	25
CVC - separated by vowel	99
Digraphs	23
Beginning Blends	30
Ending Blends	30
Double Final Consonants	21
Mixed CVCe	35
CVCe - separated by vowel	88
Long Vowel Teams	40
Diphthongs	37
R-Controlled Vowels	40
Bundle TOTALS	468 pages


Save \$\$\$ with this **BUNDLE**

Looking for MORE Science of Reading Products?

-click to go-

ALPHABET BOOKS

** fully decodable **



36 BOOKS

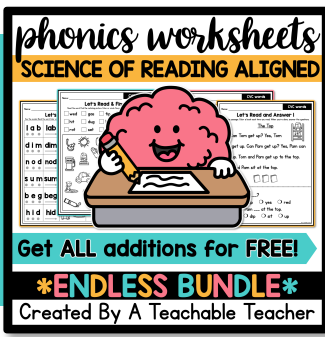
science of reading aligned
Created By A Teachable Teacher

DIGITAL & READY-TO-USE HIGH FREQUENCY WORD

Digital lesson cards for high frequency words. One card shows 'S' and another shows 'and a pad.' and 'on a cot.' A central card says 'Let's learn a new high frequency word!' and 'Listen as I say the word and use it in a sentence.' with an audio icon and a drawing of two ants on a watermelon slice. A badge says '300+ WORDS'. The text 'formatted for use with Google Slides™' is at the bottom.

LESSONS WITH AUDIO

aligned to SOR & heart words



Frequently Asked Questions

Is this an editable resource?

This resource is not editable.

Will the bank of sight words/heart words change as more skills are introduced?

Since the high frequency word/heart word scope & sequence varies for so many teachers, I will only be using the listed pre reading words + decodable words in each set.

Is this resource available in an online format?

No, this resource is not uploaded in an online format.

Are answer keys included in this resource?

YES!!! Answer keys for EVERY page are included in this resource!