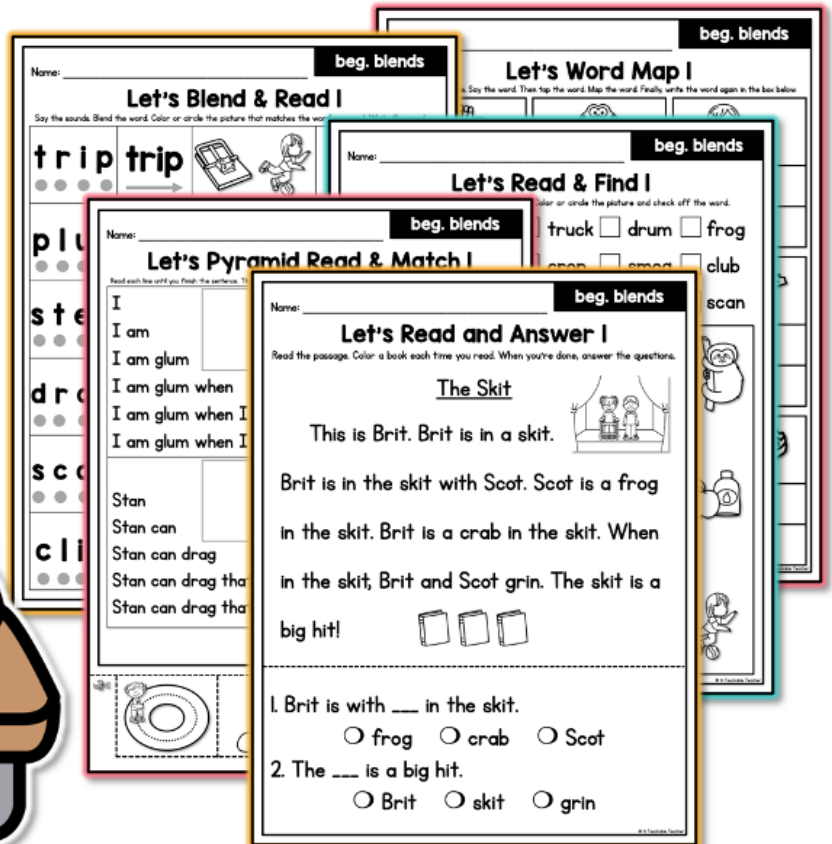



phonics worksheets


SCIENCE OF READING ALIGNED

30 PAGES



BEGINNING BLENDS

Created By A Teachable Teacher



scroll to see more

phonics worksheets

BEGINNING BLENDS

30 pages included!

**Science of Reading
aligned!**

FULLY decodable!


**Great for small groups,
whole group, word work,
centers, and so much more!**

NO PREP!



Beginning Blend Words Practice Included:

- ✓ Orthographic mapping beg. blend words
- ✓ Blending beg. blend words
- ✓ Identifying/matching/writing beg. blend words
- ✓ Building beg. blend words letter by letter
- ✓ Reading decodable sentences with beg. blend words
- ✓ Comprehension
- ✓ Reading decodable passages with beg. blend words



Devon Singleton (TPT Seller)

April 6, 2023

★★★★★ Extremely satisfied

This activity is a great addition to our centers! We love utilizing this resource in our Kindergarten Classroom!

Students used with

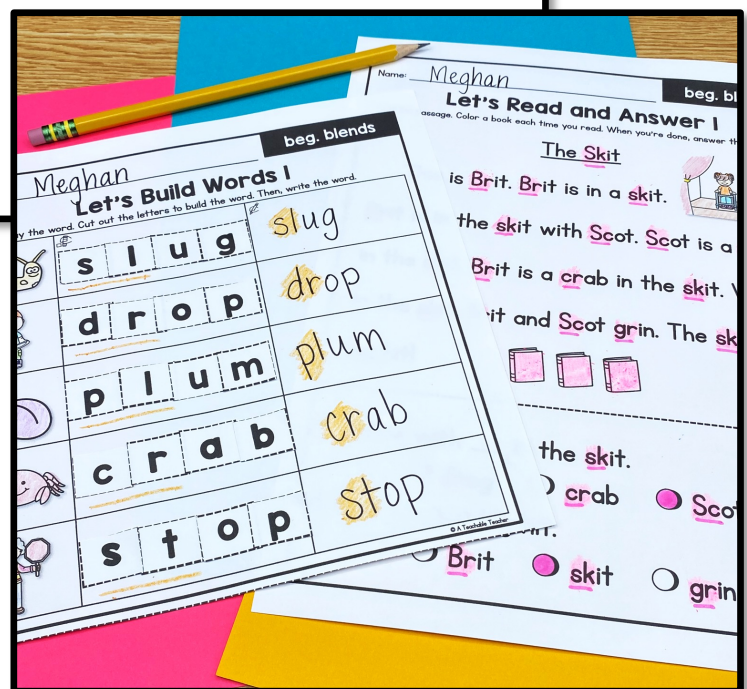
K

Students were engaged

Strongly disagree Strongly agree

Varied Practice With:

- ✓ words
- ✓ sentences
- ✓ passages



phonics worksheets




BEGINNING BLENDS

11 Worksheet Types

Name: _____ **beg. blends**

Let's Word Map I

Look at the picture. Say the word. Then tap the word. Map the word. Finally, write the word again in the box below.





		

Name: _____ **beg. blends**

Let's Read & Match I

Read the word. Find the matching picture. Write the word under the picture.


skip glad drum spin club grab
 snug plug crop stem slip smog


			
---	---	---	---


Name: _____ **beg. blends**

Let's Blend & Read I

Say the sounds. Blend the word. Color or circle the picture that matches the word you read. Write the word.

t r i p trip 




p l u s plus 

s t e p step 

Name: _____ **beg. blends**

Let's Build Words I



















Say the word. Cut out the letters to build the word. Then, write the word.

Name: _____ **beg. blends**

Let's Crack the Code and Read I







Write the letter that matches the beginning sound for the picture. Then, read your word. Circle the matching picture.

Name: _____ **beg. blends**

Let's Write and Find I

Say the word. Tap and map the word. Then, find the word in the word search.






		
		

Name: _____ **beg. blends**

Let's Read & Find I

Read the word. Find the matching picture. Color or circle the picture and check off the word.

trip sled truck drum frog
 stack grab crop smog club
 flash snack sloth black scan

				
---	---	---	---	---

Name: _____ **beg. blends**

Let's Pyramid Read & Match I

Read each line until you finish the sentence. Then copy and paste the matching picture. Finally, read each bottom sentence three times.

I	Brit
I am	Brit can
I am glum	Brit can skip
I am glum when	Brit can skip on
I am glum when I	Brit can skip on the
I am glum when I trip.	Brit can skip on the track.

Name: _____ **beg. blends**

Let's Read & Draw I

Read the sentence. Draw a picture to match the sentence. Finally, read all of the sentences on the page three times.

When can I fix the crack on the clock?

Brock can smash the pot.

Name: _____ **beg. blends**

Let's Unscramble and Read I

Unscramble the words to make a sentence. Write the sentence underneath. Then read all of the sentences three times.

grab big I the club. can

red? truck Which is

that can up stick. pick Glen

bed. Fran is in snug


stack I can rug. the on the block


Name: _____ **beg. blends**

Let's Read and Answer I

Read the passage. Color a book each time you read. When you're done, answer the questions.

The Skit

This is Brit. Brit is in a skit. 

Brit is in the skit with Scot. Scot is a frog in the skit. Brit is a crab in the skit. When in the skit, Brit and Scot grin. The skit is a big hit! 

1. Brit is with ___ in the skit.
 frog crab Scot

2. The ___ is a big hit.
 Brit skit grin

phonics worksheets

BEGINNING BLENDS

Fully Decodable

HIGH FREQUENCY WORDS

Sentences and passages use only


- **prereading high frequency words** (a, and, I, for, is, of, the, to, was, you)
- **decodable VC + CVC + CCVC + CVCC + CCVCC high frequency words** (w/digraphs)

Name: _____ **beg. blends**

Let's Pyramid Read & Match I

Read each line until you finish the sentence. Then copy and paste the matching picture. Finally, read each bottom sentence three times.

I		Brit	
I am		Brit can	
I am glum		Brit can skip	
I am glum when		Brit can skip on	
I am glum when I		Brit can skip on the	
I am glum when I trip.		Brit can skip on the track.	
Stan		I	
Stan can		I can	
Stan can drag			
Stan can drag			
Stan can drag			





Name: _____ **beg. blends**

Let's Read and Answer I

Read the passage. Color a book each time you read. When you're done, answer the questions.

The Skit

This is Brit. Brit is in a skit. 

Brit is in the skit with Scot. Scot is a frog in the skit. Brit is a crab in the skit. When in the skit, Brit and Scot grin. The skit is a big hit! 

1. Brit is with ____ in the skit.
 frog crab Scot

2. The ____ is a big hit.
 Brit skit grin

© A Teachable Teacher

phonics worksheets

BEGINNING BLENDS


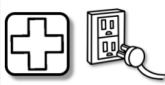




Varied Practice

SENTENCES

Name: _____ **beg. blends**

Let's Blend & Read I

Say the sounds. Blend the word. Color or circle the picture that matches the word you read. Write the word.

t r i p	trip		
p l u s	plus		
s t e p	step		
d r o p	drop		
s c a n	scan		
c l i p	clip		

Name: _____ **beg. blends**

Let's Unscramble and Read I

Unscramble the words to make a sentence. Write the sentence underneath. Then read all of the sentences through.

grab	big	I	the	club.	

red?	truck	Which	is		

that	can	up	stick.	pick	Glen

bed.	Fran	is	in	snug	


stack	I	can	rug.	the	on the block

Name: _____ **beg. blends**


Let's Read and Answer I

Read the passage. Color a book each time you read. When you're done, answer the questions.

The Skit

This is Brit. Brit is in a skit. 

Brit is in the skit with Scot. Scot is a frog in the skit. Brit is a crab in the skit. When in the skit, Brit and Scot grin. The skit is a big hit!



1. Brit is with ___ in the skit.
 frog crab Scot

2. The ___ is a big hit.
 Brit skit grin

WORDS

PASSAGES


































phonics worksheets

BEGINNING BLENDS

Name: _____ **beg. blends**

Let's Crack the Code and Read I

Write the letter that matches the beginning sound for the picture. Then, read your word. Circle the matching picture.


											
_____	_____	_____	_____	_____	_____	_____	_____	_____	_____	_____	_____
			_____	_____	_____	_____	_____	_____	_____	_____	_____
						_____	_____	_____	_____	_____	_____
_____	_____	_____	_____	_____	_____	_____	_____	_____	_____	_____	_____
			_____	_____	_____	_____	_____	_____	_____	_____	_____
						_____	_____	_____	_____	_____	_____
_____	_____	_____	_____	_____	_____	_____	_____	_____	_____	_____	_____
			_____	_____	_____	_____	_____	_____	_____	_____	_____

Name: _____ **beg. blends**

Let's Read and Answer I

Read the passage. Color a book each time you read. When you're done, answer the questions.

The Skit



This is Brit. Brit is in a skit.

Brit is in the skit with Scot. Scot is a frog in the skit. Brit is a crab in the skit. When in the skit, Brit and Scot grin. The skit is a big hit!

- Brit is with ___ in the skit.
 - frog
 - crab
 - Scot
- The ___ is a big hit.
 - Brit
 - skit
 - grin

© A Teachable Teacher

Name: _____ **beg. blends**

Read & Draw I


Read the passage. Finally, read all of the sentences on the page three times.

A frog is on my leg.

ne	_____
ck?	_____
the	_____
an.	_____
the	_____
_____	_____

© A Teachable Teacher

A frog is on my leg.



© A Teachable Teacher

phonics worksheets

BEGINNING BLENDS













See it in Action!

Name: Meghan beg. blends

Let's Read & Match I

Read the word. Find the matching picture. Write the word under the picture.







skip glad drum spin club grab
 snug plug crop stem slip smog

 glad	 drum	 plug	 skip
 crop	 spin	 stem	 club
 snug	 grab	 slip	 smog

Name: Meghan beg. blends

Let's Build Words I

Say the word. Cut out the letters to build the word. Then, write the word.

	s l u g	slug
	d r o p	drop
	p l u m	
		
		
		

o r a t
c p s
b

Name: Meghan beg. blends

Let's Pyramid Read & Match I

Read each line with your friend. Find the picture that matches the beginning sound. Find the matching picture. Read each sentence three times.











I I am I am glum I am glum when I am glum when I I am glum when I trip.		Brit Brit can Brit can skip Brit can skip on Brit can skip on the Brit can skip on the track.
Stan Stan can Stan can drag Stan can drag that Stan can drag that bag.		I I can I can get I can get in I can get in to I can get in to swim.




Name: Meghan beg. blends

Let's Crack the Code and Read I

Write the letter that matches the beginning sound for the picture. Then, read your word. Circle the matching picture.

 snap	 crib	 flat
 drip		
		
		



TEACHERS ARE RAVING!



Amy B.

November 1, 2023

★★★★★ Very satisfied

My students loved this resource. They found it engaging and exciting. We use with small groups and students with learning difficulties. I will continue to use this resource for many years. Thank you for creating such a wonderful product.

Students used with

2nd
Prim
learn



Isabella D.

January 19, 2024

★★★★★ Extremely satisfied

This is a great resource to use to help keep data for my struggling student's. It was very organized

Students used with

3rd grade

Primarily students with learning difficulties

Students were engaged



★★★★★ Extremely satisfied



My students love this resource for word work! This is a resource you could use over and over!

Students used with

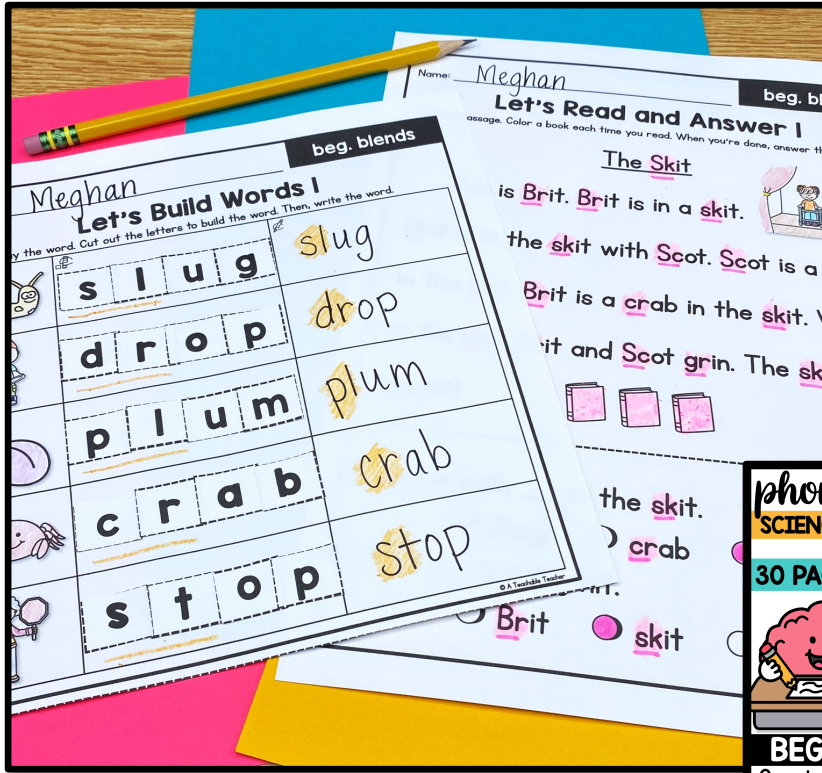
1st grade

Primarily students with mild to severe disabilities, with learning difficulties, and that are emerging bilinguals/ ELs/ ESOLs/ ENLs


Students were engaged



ENGAGING Science of Reading aligned blends practice!

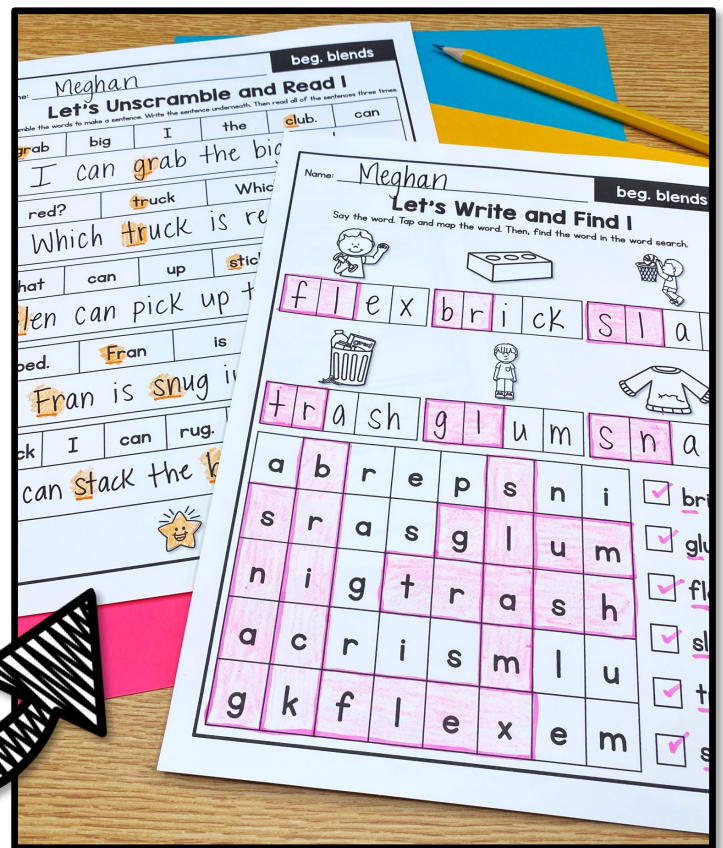


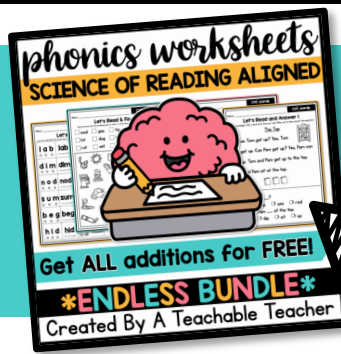
Fully decodable +
blends fluency +
reading +
comprehension +
answer keys + Science
of Reading aligned,
ALL in ONE resource!



NO Prep Needed!

Ready for
students to
practice
beginning
blend
words - Just
print
and go!





GET THE BUNDLE & SAVE \$\$\$\$

Phonics Skill	# of Pages
Mixed CVC	25
CVC - separated by vowel	99
Digraphs	23
Beginning Blends	30
Ending Blends	30
Double Final Consonants	21
Mixed CVCe	35
CVCe - separated by vowel	88
Long Vowel Teams	40
Diphthongs	37
R-Controlled Vowels	40
Bundle TOTALS	468 pages

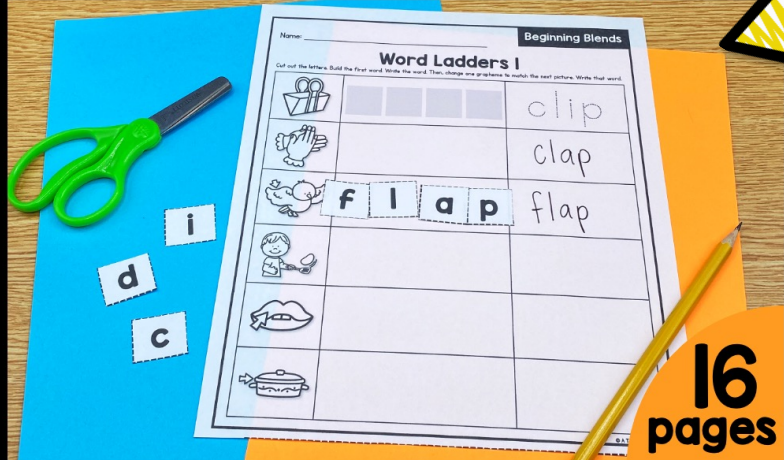
Click **HERE** for the **BUNDLE**

Looking for MORE Science of Reading Beginning Blend Products?

-click to go-

WORD LADDERS

connecting **phonemic awareness** + **phonics**




16 pages

the beginning blends edition
Created By A Teachable Teacher


WORD MAPPING + FLUENCY BUILDING

all-in-one



20+ pages

blends edition
Created By A Teachable Teacher



Frequently Asked Questions

Is this an editable resource?

This resource is not editable.

What high frequency words are used in this resource?

Sentences and passages use only 10 prereading high frequency words (a, and, I, for, is, of, the, to, was, you) and FULLY decodable VC + CVC + CCVC + CVCC + CCVCC high frequency words

Is this resource available in an online format?

No, this resource is not uploaded in an online format.

Are answer keys included in this resource?

YES!!! Answer keys for EVERY page are included in this resource!