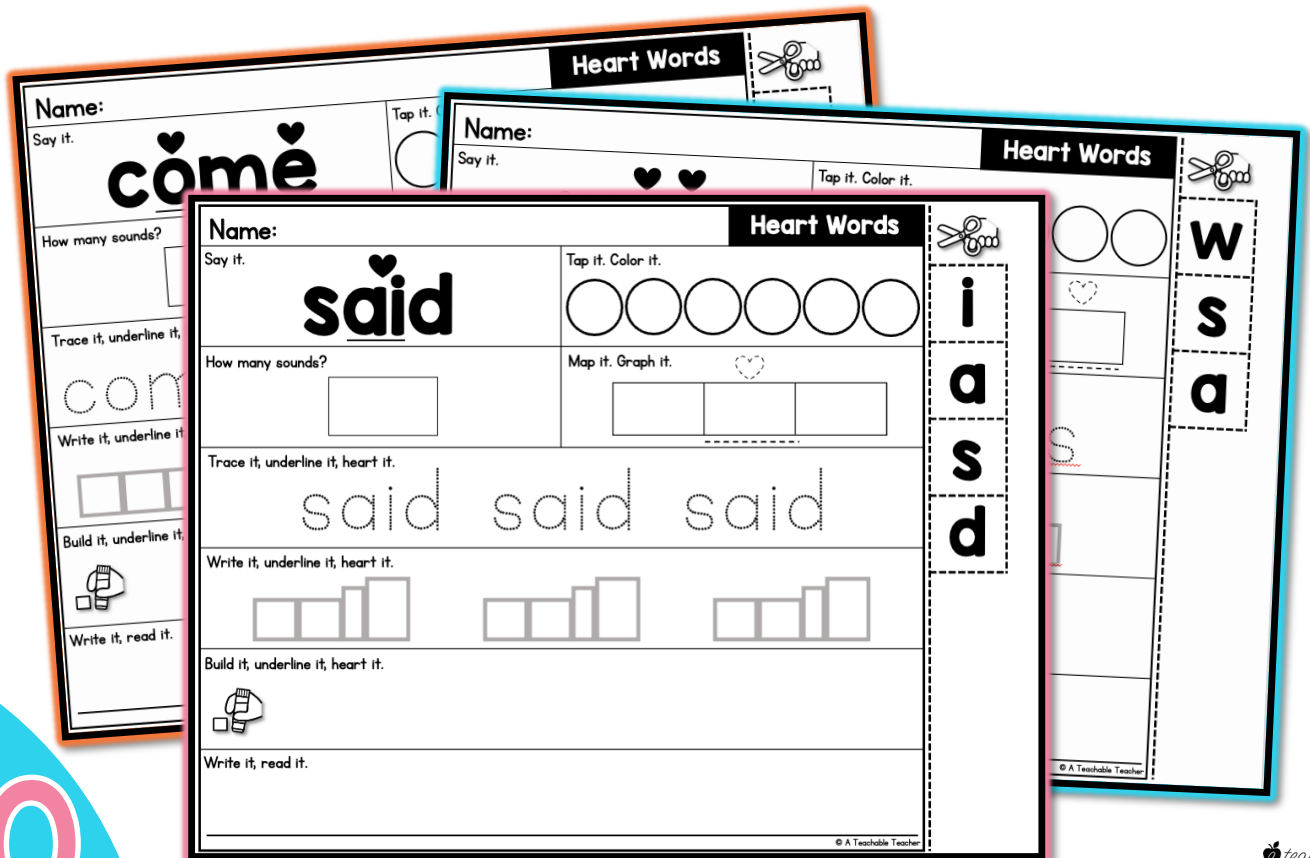


HEART WORDS WORKSHEETS

Science-based high frequency word practice that builds mastery & fluency!



OVER
300
WORDS

FULLY EDITABLE!

HEART WORDS

WORKSHEETS

introduce the word

tap the word to identify # of sounds

write the # of sounds

cut, build, and paste the word

trace and heart the word

map and heart the word


write and heart the word

paste and heart word here

use the word in a sentence - great for all ability levels

You'll find the same science-based practice for every word on the list. This consistency allows your students to focus on learning the high frequency word and not the activity/directions.


Name: _____

Heart Words 

Say it. **said**


Tap it. Color it. ○ ○ ○ ○ ○ ○ ○ ○

How many sounds?

Map it. Graph it. 

Trace it, underline it, heart it. said said said

Write it, underline it, heart it.

Build it, underline it, heart it. 

Write it, read it. _____

i
a
s
d

HEART WORDS WORKSHEETS

Heart Words

Name: _____

Say it. **play**

Tap it. Color it.

How many sounds? Map it. Graph it.

Trace it, underline it, heart it.

Write it, underline it, heart it.

Build it, underline it, heart it.

Write it, read it. *Tim can play.*

© A Teachable Teacher



Stickers are not required - but they are fun! Click [HERE](#) to find these stickers on Amazon.

HEART WORDS WORKSHEETS

What's in the Download?


1 Heart Words Worksheets
for 304 words (PDF)

2 Editable Heart Words
Worksheets
for all 304 words
(PowerPoint file)
-directions included-

3 Editable Heart Words
Worksheet Template
(PowerPoint file)

Blank for any other word
pages that you want to
create!
-directions included-

Click the
preview
to see
it all!



HEART WORDS WORKSHEETS


Every Page is Editable (PowerPoint)

Graphics Bank

Drag and drop what you need!

The lines can be shortened and lengthened by dragging the green dots at the end.

Select the line to make the green dots appear.



Name: _____

Heart Words



Say it.

came

Tap it. Color it.



How many sounds?

Map it. Graph it.

--	--	--	--	--

Trace it, underline it, heart it.

came

came

Write it, underline it, heart it.

--	--	--

--	--	--

Build it, underline it, heart it.



Write it, read it.



a
m
e
c

Directions Included!

HEART WORDS

WORKSHEETS

Blank Editable Worksheet Template (PowerPoint)

Don't forget to add the heart and underline in the first box.		Don't forget to add the traceable heart and underline in the fourth box.	
Graphics Bank Drag and drop what you need! The lines can be shortened and lengthened by dragging the green dots at the end. Select the line to make the green dots appear. _____ ♥ ♥ ♥ ----- ♥ ♥ ♥	Name:	Heart Words	
	Say it. word	Tap it. Color it. ○ ○ ○ ○ ○ ○	 X X X X X X X X
	How many sounds? □	Map it. Graph it. □ □ □ □ □ □	
	Trace it, underline it, heart it. word word word		
	Write it, underline it, heart it. □ □ □ □ □ □		
	Build it, underline it, heart it. 		
	Write a sentence with it.		
	<small>Editable template by © A Teachable Teacher</small>		
Don't forget to change out the letters in the cuttable letter boxes.			
Don't forget to type your words in the tracing box and letter boxes box.			

Directions Included!

HEART WORDS

WORKSHEETS

WORD LIST IN ABC ORDER

You'll find the same science-based practice for every word on the list.

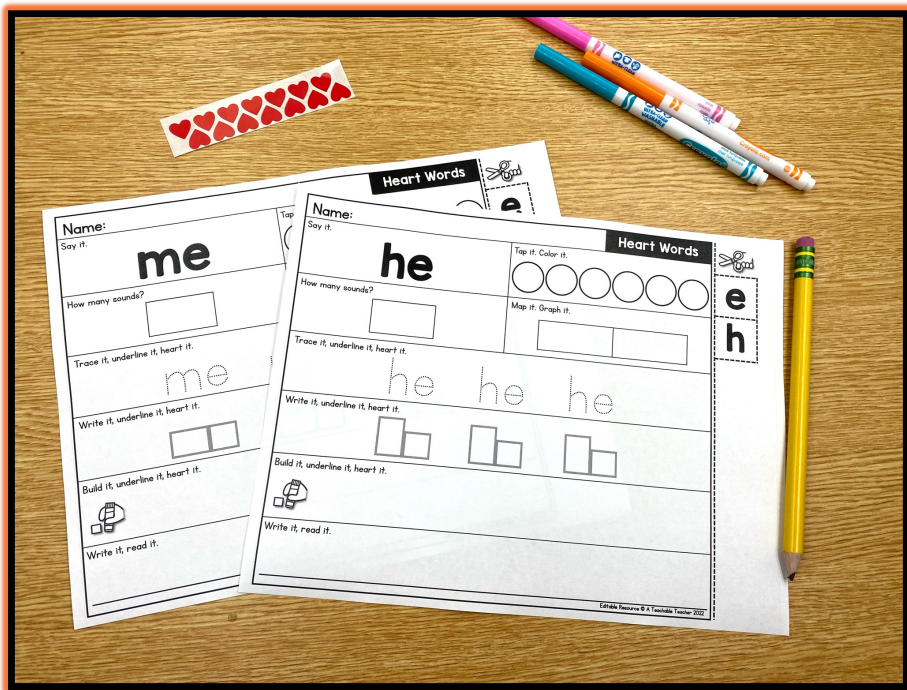
This consistency allows your students to focus on learning the high frequency word and not the activity/directions.

a	ball	change	far	gray	into	made	not	place	shall	thank	under	why
about	be	clean	fast	great	is	make	now	play	she	that	up	will
after	because	clue	find	green	it	man	number	please	should	the	upon	wish
again	been	cold	first	grow	its	many	of	point	show	their	us	with
air	before	come	five	guy	jump	may	off	pretty	sing	them	use	word
all	best	could	fly	had	just	me	old	pull	sit	then	very	words
also	better	cut	follow	hand	keep	means	on	purple	six	there	walk	work
always	big	day	for	has	kind	men	once	push	sleep	these	want	world
am	black	did	form	have	knew	mind	one	put	small	they	warm	would
America	blue	different	found	he	know	moo	only	ran	so	things	was	write
an	boo	do	four	help	land	more	open	read	some	think	wash	years
and	both	does	from	her	large	most	or	red	soon	this	watch	yellow
animal	boy	done	full	here	laugh	mother	orange	ride	sound	those	water	yes
another	bring	don't	fun	him	learn	move	other	right	spell	three	way	you
answer	brown	down	funny	his	let	much	our	round	start	through	we	your
any	but	draw	gave	hold	letter	must	out	run	still	time	well	yours
are	buy	drink	get	home	light	my	over	said	stop	to	went	
around	by	each	give	hot	like	myself	own	same	study	today	were	
as	call	eat	glue	house	line	name	page	saw	such	together	what	
ask	called	eight	go	how	little	need	part	say	take	too	when	
at	came	end	goes	hurt	live	never	people	see	talk	true	where	
ate	can	even	going	I	long	new	pick	sentence	tell	try	which	
away	can't	every	good	if	look	nine	picture	set	ten	turn	white	
back	carry	fall	got	in	love	no	pink	seven	than	two	who	

HEART WORDS

WORKSHEETS

Wait! Lauren, why are there worksheets for phonetically spelled words? 🤔



Yes, the words *me* and *he* are decodable.

However, when do your students learn long vowels/open syllables?

Chances are, it would benefit them to be able to read the words *he* and *me* before learning these phonics skills.


Phonetically spelled high frequency words are **temporary** heart words.

Depending on your scope and sequence, some of the words may no longer be “heart words” for your students.


This is another reason why this resource is **fully** editable.

WHY HEART WORDS?

Click to
learn ALL
about heart
words in 5
minutes or
less!



WHAT ARE HEART WORDS?





 *teachable*
TEACHER

Thank you for downloading!

I sincerely hope that you find this resource to be useful in your classroom. If you have any questions or suggestions, feel free to contact me via email:
lauren@aTeachableTeacher.com

Let's Connect!



Terms of Use:

- Every page of this resource is copyrighted. You may not use any part of this resource to create another resource.
- This resource is licensed for single classroom use only. Do not redistribute.
- Uploading this resource to the internet is strictly forbidden.
- You may share about the use of this resource on blogs and/or social media, but please credit *A Teachable Teacher* and provide a link when possible.