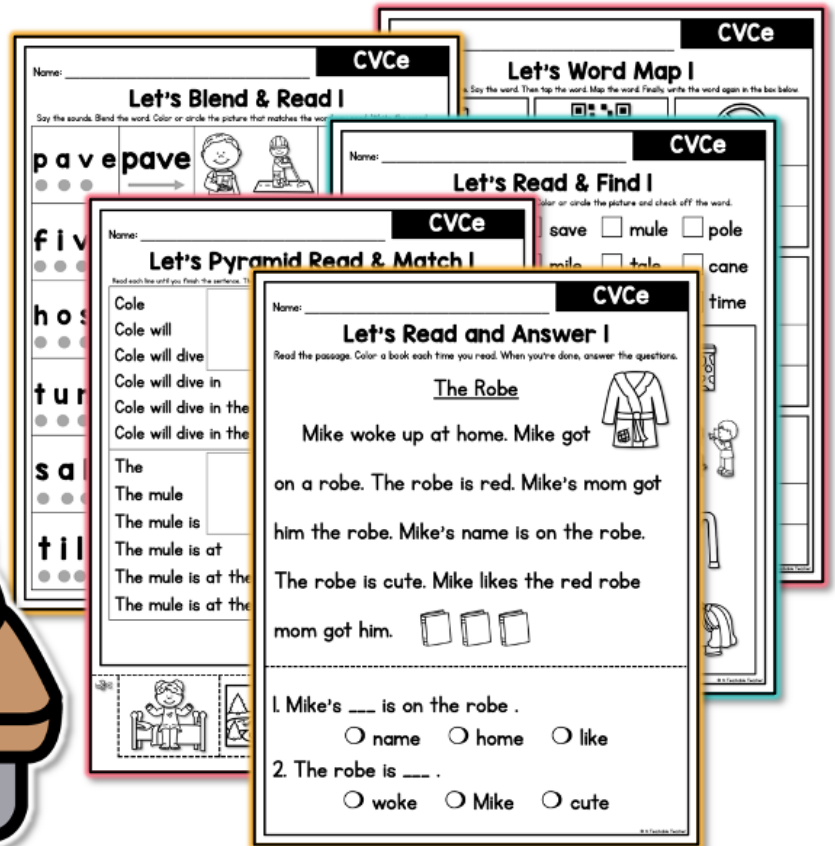



# phonics worksheets


## SCIENCE OF READING ALIGNED

35 PAGES



# CVCe WORDS

Created By A Teachable Teacher



scroll to see more

# phonics worksheets

## CVCe WORDS

**35 pages included!**

**Science of Reading  
aligned!**

**FULLY decodable!**


**Great for small groups,  
whole group, word work,  
centers, and so much more!**

**NO PREP!**



# CVCe Words Practice Included:

- ✓ Orthographic mapping CVCe words
- ✓ Blending CVCe words
- ✓ Identifying/matching/writing CVCe words
- ✓ Building CVCe words letter by letter
- ✓ Reading decodable sentences with CVCe words
- ✓ Comprehension
- ✓ Reading decodable passages with CVCe words



KaVonda Ramsey (TPT Seller)

October 28, 2023

★★★★★ Extremely satisfied

These are perfect for CVCe words. They provided my students with the extra practice they were needing to learn this skill.

Students used with

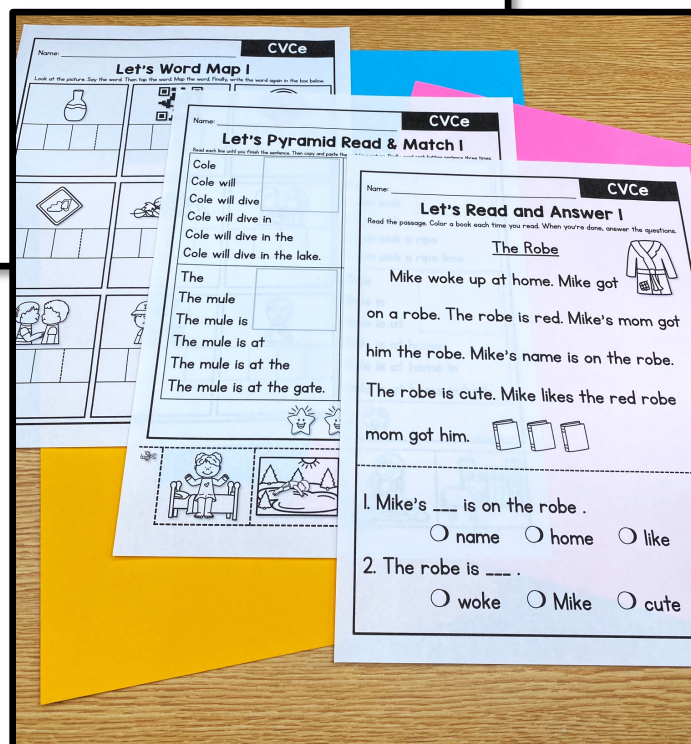
K

Students were engaged

Strongly disagree Strongly agree

## Varied Practice With:

- ✓ words
- ✓ sentences
- ✓ passages



# phonics worksheets

## CVCe WORDS




### 11 Worksheet Types

Name: \_\_\_\_\_

**CVCe**

**Let's Word Map I**

Look at the picture. Say the word. Then tap the word. Map the word. Finally, write the word again in the box below.





Name: \_\_\_\_\_

**CVCe**

**Let's Read & Match I**

Read the word. Find the matching picture. Write the word under the picture.

<input type="checkbox"/> base	<input type="checkbox"/> dime	<input type="checkbox"/> lobe	<input type="checkbox"/> cube	<input type="checkbox"/> lake	<input type="checkbox"/> nine
<input type="checkbox"/> rose	<input type="checkbox"/> mule	<input type="checkbox"/> cave	<input type="checkbox"/> wipe	<input type="checkbox"/> vote	<input type="checkbox"/> dune



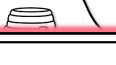
			
---	---	---	---

Name: \_\_\_\_\_

**CVCe**

**Let's Blend & Read I**

Say the sounds. Blend the word. Color or circle the picture that matches the word you read. Write the word.




p a v e	pave	
f i v e	five	
h o s e	hose	

Name: \_\_\_\_\_

**CVCe**

**Let's Build Words I**

Say the word. Cut out the letters to build the word. Then, write the word.



















		
		
		

Name: \_\_\_\_\_

**CVCe**

**Let's Crack the Code and Read I**

Write the letter that matches the beginning sound for the picture. Then, read your word. Circle the matching picture.







			e				e
			e				e
			e				e

Name: \_\_\_\_\_

**CVCe**

**Let's Write and Find I**

Say the word. Tap and map the word. Then, find the word in the word search.






Name: \_\_\_\_\_

**CVCe**

**Let's Read & Find I**

Read the word. Find the matching picture. Color or circle the picture and check off the word.

<input type="checkbox"/> cone	<input type="checkbox"/> dive	<input type="checkbox"/> save	<input type="checkbox"/> mule	<input type="checkbox"/> pole
<input type="checkbox"/> dune	<input type="checkbox"/> pose	<input type="checkbox"/> mile	<input type="checkbox"/> tale	<input type="checkbox"/> cane
<input type="checkbox"/> gate	<input type="checkbox"/> cute	<input type="checkbox"/> rope	<input type="checkbox"/> ride	<input type="checkbox"/> time

				
---	---	---	---	---

Name: \_\_\_\_\_

**CVCe**

**Let's Pyramid Read & Match I**

Read each line until you finish the sentence. Then copy and paste the matching picture. Finally, read each bottom sentence three times.

Cole	I
Cole will	I can
Cole will dive	I can pick
Cole will dive in	I can pick a
Cole will dive in the	I can pick a ripe
Cole will dive in the lake.	I can pick a ripe lime.

Name: \_\_\_\_\_

**CVCe**

**Let's Read & Draw I**

Read the sentence. Draw a picture to match the sentence. Finally, read all of the sentences on the page three times.

Kate can wipe up the tile with a mop.	
I will ride a bike to Lane's home.	

Name: \_\_\_\_\_

**CVCe**

**Let's Unscramble and Read I**

Unscramble the words to make a sentence. Write the sentence underneath. Then read all of the sentences three times.


the	will	home.	ride	Jake	bike
note.	I	him	gave	a	
the	you	pipe?	Can	fix	
mute	the	Dave	tune.	will	
five	can	cats.	pet	I	

Name: \_\_\_\_\_

**CVCe**

**Let's Read and Answer I**

Read the passage. Color a book each time you read. When you're done, answer the questions.

The Robe 

Mike woke up at home. Mike got on a robe. The robe is red. Mike's mom got him the robe. Mike's name is on the robe. The robe is cute. Mike likes the red robe mom got him.

1. Mike's \_\_\_\_ is on the robe .  
☐ name ☐ home ☐ like

2. The robe is

For EVERY skill!!



# phonics worksheets

## CVCe WORDS


### Fully Decodable



### HIGH FREQUENCY WORDS

Sentences and  
passages use  
only

- prereading high frequency words (a, and, I, for, is, of, the, to, was, you)
- decodable VC + CVC + CCVC + CVCC + CCVCC + CVCe + CCVCe high frequency words

CVCe	
Name: _____	
<b>Let's Pyramid Read &amp; Match I</b>	
Read each line until you finish the sentence. Then copy and paste the matching picture. Finally, read each bottom sentence three times.	
Cole	I
Cole will	I can
Cole will dive	I can pick
Cole will dive in	I can pick a
Cole will dive in the	I can pick a ripe
Cole will dive in the lake.	I can pick a ripe lime.
The	Gale
The mule	Gale is
The mule is	Gale is at
The mule is at	
The mule is at	
The mule is at	



CVCe
Name: _____
<b>Let's Read and Answer I</b>
Read the passage. Color a book each time you read. When you're done, answer the questions.
<u>The Robe</u>

Mike woke up at home. Mike got on a robe. The robe is red. Mike's mom got him the robe. Mike's name is on the robe. The robe is cute. Mike likes the red robe mom got him.

1. Mike's ___ is on the robe . <input type="radio"/> name <input type="radio"/> home <input type="radio"/> like
2. The robe is ___ . <input type="radio"/> woke <input type="radio"/> Mike <input type="radio"/> cute

# phonics worksheets

## CVCe WORDS






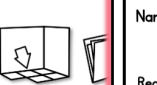
### Varied Practice

### SENTENCES

Name: \_\_\_\_\_ **CVCe**

**Let's Blend & Read I**

Say the sounds. Blend the word. Color or circle the picture that matches the word you read. Write the word.

p a v e	pave		
f i v e	five		
h o s e	hose		
t u n e	tune		
s a l e	sale		
t i l e	tile		

Name: \_\_\_\_\_ **CVCe**

**Let's Unscramble and Read I**

Unscramble the words to make a sentence. Write the sentence underneath. Then read all of the sentences through.

the	will	home.	ride	Jake	
_____					
note.	I	him	gave	a	
_____					
the	you	pipe?	Can	fix	
_____					
mute	the	Dave	tune.	will	
_____					
five	can	cats.	pet	I	
_____					

### WORDS

Name: \_\_\_\_\_ **CVCe**

**Let's Read and Answer I**

Read the passage. Color a book each time you read. When you're done, answer the questions.


The Robe

Mike woke up at home. Mike got

on a robe. The robe is red. Mike's mom got

him the robe. Mike's name is on the robe.

The robe is cute. Mike likes the red robe

mom got him. 

---

1. Mike's \_\_\_ is on the robe .  
☐ name ☐ home ☐ like

2. The robe is \_\_\_ .  
☐ woke ☐ Mike ☐ cute

### PASSAGES

For EVERY skill!!


# phonics worksheets


## CVCe WORDS

Name: \_\_\_\_\_ **CVCe**

### Let's Write and Find I



Say the word. Tap and map the word. Then, find the word in the word search.





\_\_\_\_\_

\_\_\_\_\_



\_\_\_\_\_

m	i	m	o	b
e	v	i	n	e
h	o	m	e	n
o	d	e	c	v
b	a	i	t	u

Name: \_\_\_\_\_ **CVCe**

### Let's Pyramid Read & Match I

Read each line until you finish the sentence. Then copy and paste the matching picture. Finally, read each bottom sentence three times.

Cole		I	
Cole will		I can	
Cole will dive		I can pick	
Cole will dive in		I can pick a	
Cole will dive in the		I can pick a ripe	
Cole will dive in the lake.		I can pick a ripe lime.	

The

The mule


The mule is

The mule is at





The mule is at the

The mule is at the gate.

Gale is at home in bed.



© A Teachable Teacher







Name: \_\_\_\_\_ **CVCe**

### and Answer I

You read. When you're done, answer the questions.

The Robe




home. Mike got

is red. Mike's mom got

name is on the robe.

e likes the red robe



robe .

☐ name ☐ home ☐ like

2. The robe is \_\_\_\_ .

☐ woke ☐ Mike ☐ cute

© A Teachable Teacher

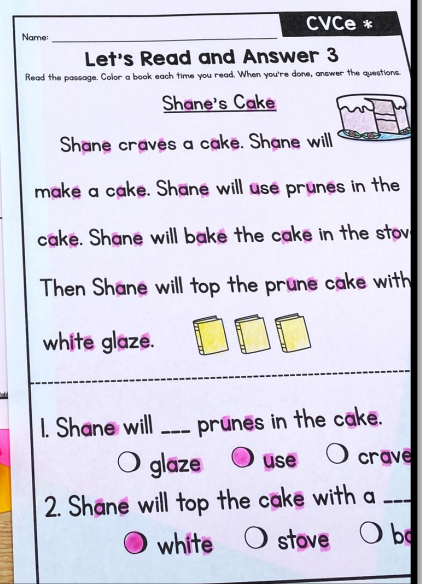
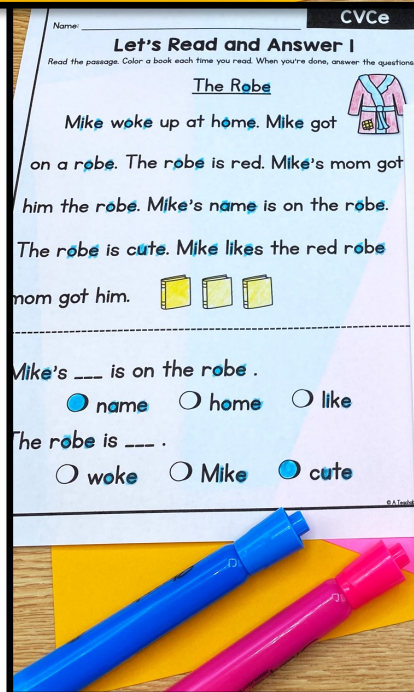


**Answer Keys Included!**



# phonics worksheets

## CVCe WORDS

### See it in Action!





# TEACHERS ARE RAVING!



Sonni D.

July 23, 2023



**Extremely satisfied**

I loved these resources for both small group and independent work. The students liked them as they felt successful with them!

Students used with

1st grade



Alyssa M.

July 5, 2023



**Extremely satisfied**

I have many students who have an IEP goal to read CVCe words, so this is great practice for them and saves me a lot of time!

Students used with

**3rd, 4th grades**

Primarily students with learning difficulties, on the autism spectrum, and with mild to severe disabilities

Students were engaged

Strongly disagree

Strongly agree



November 27, 2023



**Extremely satisfied**

This is a wonderful resource!! You will love it! :)

Students used with


**K**

Primarily students with learning difficulties

Students were engaged

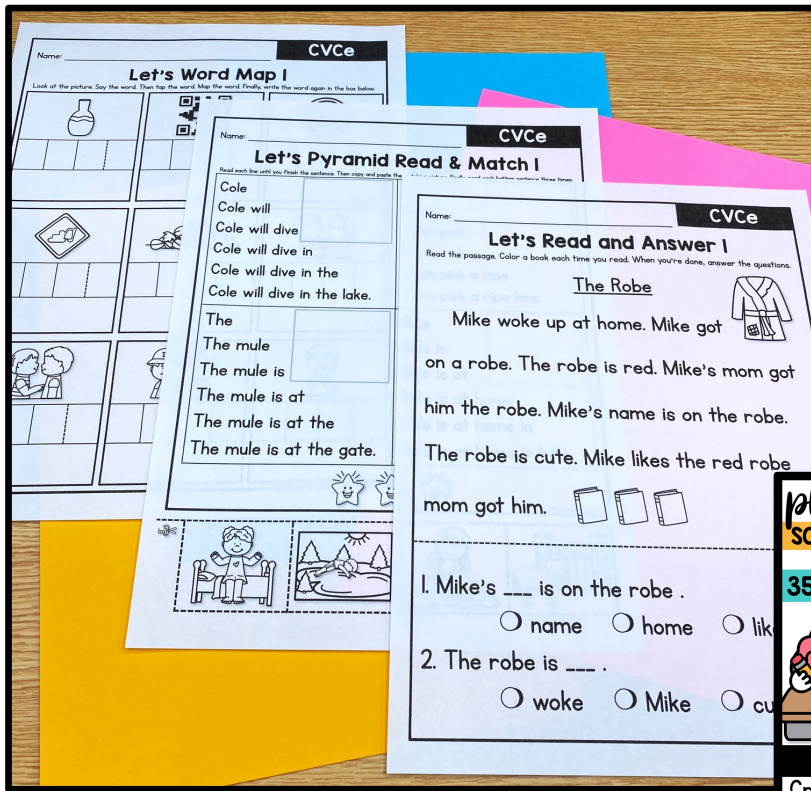
Strongly disagree

Strongly agree

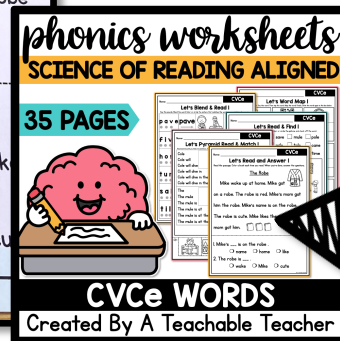




# ENGAGING Science of Reading aligned CVCe practice!

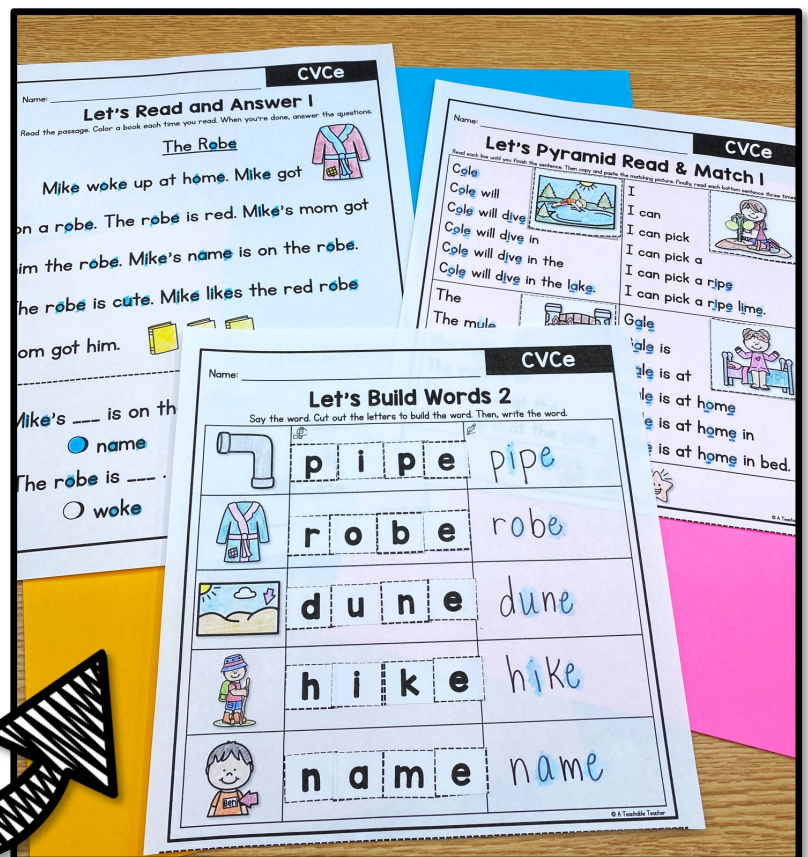


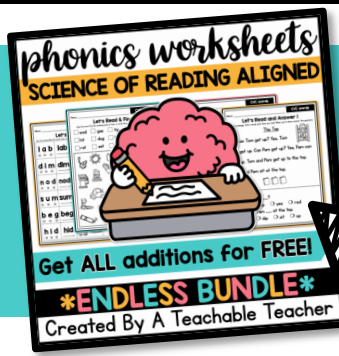
Fully decodable + CVCe  
fluency + reading +  
comprehension +  
answer keys + Science  
of Reading aligned, ALL  
in ONE resource!



# NO Prep Needed!

Ready for  
students to  
practice  
CVCe  
words -  
Just print  
and go!






# GET THE BUNDLE & SAVE \$\$\$\$

Phonics Skill	# of Pages
Mixed CVC	25
CVC - separated by vowel	99
Digraphs	23
Beginning Blends	30
Ending Blends	30
Double Final Consonants	21
Mixed CVCe	35
CVCe - separated by vowel	88
Long Vowel Teams	40
Diphthongs	37
R-Controlled Vowels	40
<b>Bundle TOTALS</b>	<b>468 pages</b>


Click **HERE** for the **BUNDLE**

# Looking for MORE Science of Reading CVCe Products?

*-click to go-*



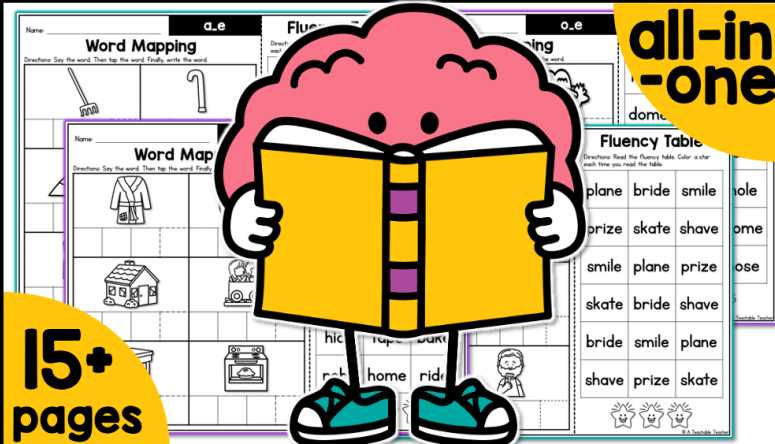
**WORD LADDERS**  
connecting **phonemic awareness** + **phonics**



**21**  
pages

**the CVCe edition**  
Created By A Teachable Teacher

**WORD MAPPING**  
+ **FLUENCY BUILDING**




**all-in-one**

**15+**  
pages

**cvce edition**  
Created By A Teachable Teacher





# Frequently Asked Questions

Is this an editable resource?

This resource is not editable.

What high frequency words are used in this resource?

Sentences and passages use only 10 prereading high frequency words (a, and, I, for, is, of, the, to, was, you) and FULLY decodable VC + CVC + CCVC + CVCC + CCVCC + CVCe + CCVCe high frequency words

Is this resource available in an online format?

No, this resource is not uploaded in an online format.

Are answer keys included in this resource?

YES!!! Answer keys for EVERY page are included in this resource!