



Quickinfo

GENERAL

track light
with internal LED driver

LED

COB LED module
3000K, 4000K

CRI > 90

Bining < 3-Step MacAdam

ESTIMATED LED LIFETIME

L80 / 50,000h

OPTICAL

direct illumination
beam angle 15°, 25°, 36°, 45°

ELECTRICAL

NON DIM, TRIAC DIM

PHYSICAL

aluminium
powder coating

Function

FELLOW Mini perfectly combines functionality and esthetics. Elegant design with LED driver inside housing. The head rotates through 355° and pivots through 90°. Optimized passive cooling system ensures low temperature and long lifetime of LED.

Front ring provides good glare control. Adopt of lens guarantees high luminous efficiency and uniform distribution. High visual comfort.

Order options

SYSTEM POWER

7W
8W

COLOUR TEMPERATURE

3000K
4000K

COLOUR RENDERING INDEX

CRI 90

HOUSING



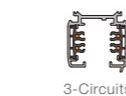
LENS



ANTI-GLARE ACCESSORY

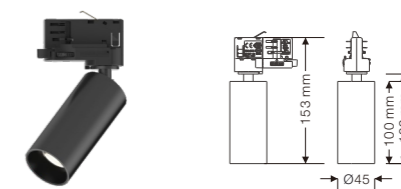


TRACK ADAPTER



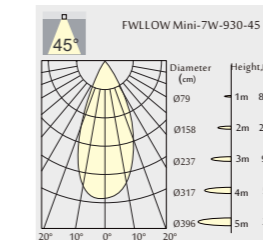
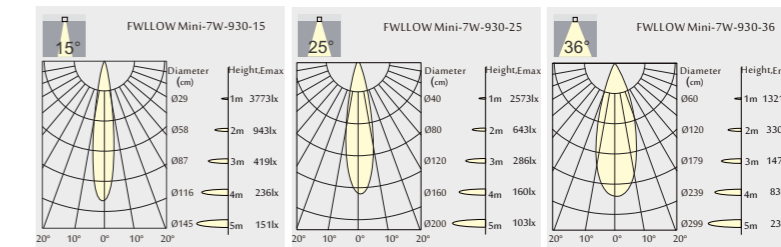
FELLOW MINI

3000K
(Standard)



Light distribution for 3000K

7W 450lm-480lm

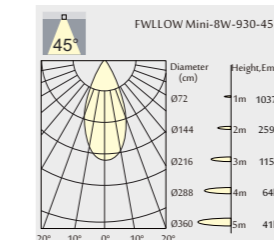
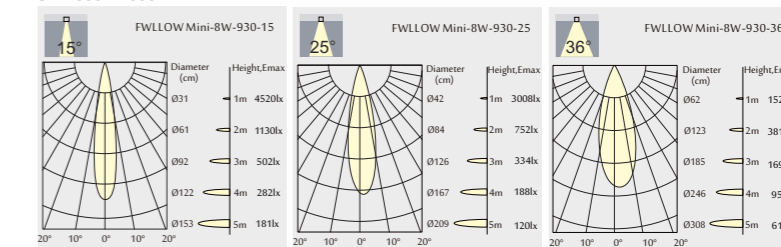


Order information

FELLOW Mini-7W 450Lm MODELS (CITIZEN LED)

Code	LED output	Module output	CD	LED Power	System Power	CRI	CCT	BEAM
FELLOW Mini-7W-930-18	550 lm	450 lm	3772 cd	5 W	7 W	90	3000K	15°
FELLOW Mini-7W-930-25	550 lm	480 lm	2583 cd	5 W	7 W	90	3000K	25°
FELLOW Mini-7W-930-36	550 lm	450 lm	1321 cd	5 W	7 W	90	3000K	36°
FELLOW Mini-7W-930-45	550 lm	450 lm	876 cd	5 W	7 W	90	3000K	45°

8W 550lm-650lm



Order information

FELLOW Mini-8W 550Lm MODELS (CITIZEN LED)

Code	LED output	Module output	CD	LED Power	System Power	CRI	CCT	BEAM
FELLOW Mini-8W-930-15	650 lm	550 lm	4526 cd	7 W	8 W	90	3000K	15°
FELLOW Mini-8W-930-25	650 lm	600 lm	3035 cd	7 W	8 W	90	3000K	25°
FELLOW Mini-8W-930-36	650 lm	550 lm	1543 cd	7 W	8 W	90	3000K	36°
FELLOW Mini-8W-930-45	650 lm	550 lm	1072 cd	7 W	8 W	90	3000K	45°