

Order options

SYSTEM POWER

9W
10W
13W

COLOUR TEMPERATURE

2700K
3000K
4000K

COLOUR RENDERING INDEX

CRI 80
CRI 90


ELECTRICAL

non DIM
phase DIM
1-10V
DALI

LENS



PRIMARY REFLECTOR



TRIM




TRIMLESS



ANTI-GLARE ACCESSORY




SECONDARY REFLECTOR



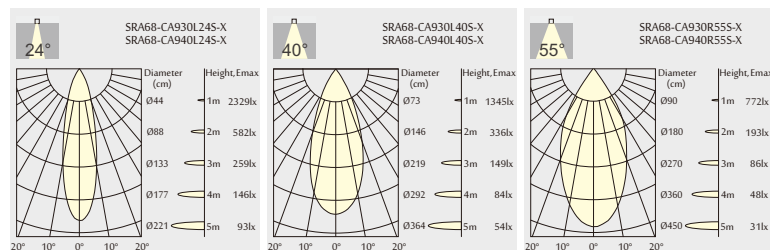
SRA68

3000K
(Standard)



Light distribution for 3000K

7.5 W 600lm-650lm



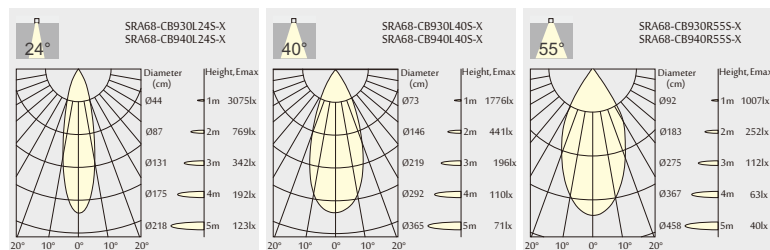
Order Information

SRA68 600-650 Lm MODELS (White trim, CITIZEN LED, Specular reflector)

Code	LED output	Module output	LED Voltage	LED Current	LED Power	System Power	CRI	CCT	BEAM
SRA68-CA930L24S-X	850 lm	600 lm	31 V	250mA	7.5 W	9 W	90	3000K	24°
SRA68-CA940L24S-X	900 lm	650 lm	31 V	250mA	7.5 W	9 W	90	4000K	24°
SRA68-CA930L40S-X	850 lm	600 lm	31 V	250mA	7.5 W	9 W	90	3000K	40°
SRA68-CA940L40S-X	900 lm	650 lm	31 V	250mA	7.5 W	9 W	90	4000K	40°
SRA68-CA930R55S-X	850 lm	500 lm	31 V	250mA	7.5 W	9 W	90	3000K	55°
SRA68-CA940R55S-X	900 lm	550 lm	31 V	250mA	7.5 W	9 W	90	4000K	55°

Remark: X=F (ON-OFF) X=P (Phase Dim) X=A (1-10V Dim) X=D (DALI Dim) X=N (Without Driver)

11 W 800lm-850lm



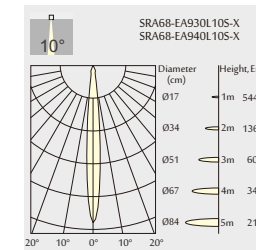
Order Information

SRA68 800-850 Lm MODELS (White trim, CITIZEN LED, Specular reflector)

Code	LED output	Module output	LED Voltage	LED Current	LED Power	System Power	CRI	CCT	BEAM
SRA68-CB930L24S-X	1100 lm	800 lm	31 V	350mA	11 W	13 W	90	3000K	24°
SRA68-CB940L24S-X	1200 lm	850 lm	31 V	350mA	11 W	13 W	90	4000K	24°
SRA68-CB930L40S-X	1100 lm	800 lm	31 V	350mA	11 W	13 W	90	3000K	40°
SRA68-CB940L40S-X	1200 lm	850 lm	31 V	350mA	11 W	13 W	90	4000K	40°
SRA68-CB930R55S-X	1100 lm	650 lm	31 V	350mA	11 W	13 W	90	3000K	55°
SRA68-CB940R55S-X	1200 lm	700 lm	31 V	350mA	11 W	13 W	90	4000K	55°

Remark: X=F (ON-OFF) X=P (Phase Dim) X=A (1-10V Dim) X=D (DALI Dim) X=N (Without Driver)

8.5 W 350lm-380lm Narrow Spot Beam Version



Order Information

SRA68 350-380 Lm MODELS (White trim, CREE LED, Specular reflector)

Code	LED output	Module output	CD	LED Voltage	LED Current	LED Power	System Power	CRI	CCT	BEAM
SRA68-EA930L10S-X	600 lm	350 lm	5444 cd	12 V	700mA	8.5 W	10 W	90	3000K	10°
SRA68-EA940L10S-X	650 lm	380 lm	5666 cd	12 V	700mA	8.5 W	10 W	90	4000K	10°

Remark: X=F (ON-OFF) X=P (Phase Dim) X=A (1-10V Dim) X=D (DALI Dim) X=N (Without Driver)

