

**Order options**

**SYSTEM POWER**

28W  
42W

**COLOUR TEMPERATURE**

2700K  
3000K  
4000K


**COLOUR RENDERING INDEX**

CRI 80  
CRI 90

**ELECTRICAL**

non DIM  
phase DIM  
1-10V  
DALI

**PRIMARY REFLECTOR**



**TRIM**



Trim (Standard)

**TRIMLESS**



EiVersion

**ANTI-GLARE ACCESSORY**



Honeycomb mesh

**SECONDARY REFLECTOR**



Specular Chrome Black White



Matt Black Gold

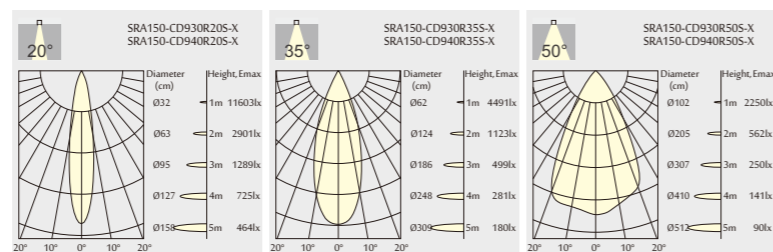
**SRA150**

**3000K**  
(Standard)



**Light distribution for 3000K**

**25W 1800lm-1900lm**



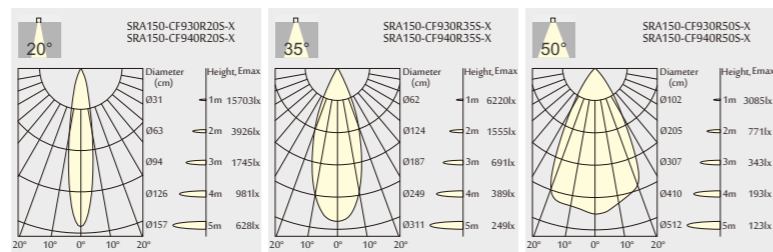
**Order Information**

**SRA150 1800-1900 Lm MODELS** (White trim, CITIZEN LED, Specular reflector)

Code	LED output	Module output	LED Voltage	LED Current	LED Power	System Power	CRI	CCT	BEAM
SRA150-CD930R20S-X	2700 lm	1800 lm	36 V	700mA	25 W	28 W	90	3000K	20°
SRA150-CD940R20S-X	2800 lm	1900 lm	36 V	700mA	25 W	28 W	90	4000K	20°
SRA150-CD930R35S-X	2700 lm	1800 lm	36 V	700mA	25 W	28 W	90	3000K	35°
SRA150-CD940R35S-X	2800 lm	1900 lm	36 V	700mA	25 W	28 W	90	4000K	35°
SRA150-CD930R50S-X	2700 lm	1800 lm	36 V	700mA	25 W	28 W	90	3000K	50°
SRA150-CD940R50S-X	2800 lm	1900 lm	36 V	700mA	25 W	28 W	90	4000K	50°

Remark: X=F (ON-OFF) X=P (Phase Dim) X=A (1-10V Dim) X=D (DALI Dim) X=N (Without Driver)

**38 W 2500lm-2700lm**



**Order Information**

**SRA150 2500-2700 Lm MODELS** (White trim, CITIZEN LED, Specular reflector)

Code	LED output	Module output	LED Voltage	LED Current	LED Power	System Power	CRI	CCT	BEAM
SRA150-CF930R20S-X	3700 lm	2500 lm	36 V	1050mA	38 W	42 W	90	3000K	20°
SRA150-CF940R20S-X	3900 lm	2700 lm	36 V	1050mA	38 W	42 W	90	4000K	20°
SRA150-CF930R35S-X	3700 lm	2500 lm	36 V	1050mA	38 W	42 W	90	3000K	35°
SRA150-CF940R35S-X	3900 lm	2700 lm	36 V	1050mA	38 W	42 W	90	4000K	35°
SRA150-CF930R50S-X	3700 lm	2500 lm	36 V	1050mA	38 W	42 W	90	3000K	50°
SRA150-CF940R50S-X	3900 lm	2700 lm	36 V	1050mA	38 W	42 W	90	4000K	50°

Remark: X=F (ON-OFF) X=P (Phase Dim) X=A (1-10V Dim) X=D (DALI Dim) X=N (Without Driver)

