



WHERE YOU WANT TO BE.

LUXURY IN MOTION

S-SERIES
PREMIUM SCOOTER RANGE

S400

S425

S700

INNOVATIVE S-SERIES SCOOTERS

All over Europe, thousands of people have made their lives easier with a Sterling mobility scooter by Sunrise Medical.

For over 30 years, Sterling have designed and built mobility scooters to the highest standards, giving the comfort and safety every customer needs.

From the shopping centre to the country, the new luxury S-Series by Sterling are ready for any journey.

Packed full of brilliant features with superb driving dynamics, sharp looks from every angle, there's an S-Series mobility scooter to suit everyone.

Experience luxury in motion with the Sterling S-Series scooters.



S425





ADVANCED LED LIGHTING

Powerful all-around directional LED lighting, approved for road use. With lifetime performance, changing bulbs is a thing of the past.

See and be seen in style with the Sterling S-Series.





INNOVATION IN DESIGN

With advanced LED lighting technology, the S-Series scooters are 400 times more energy efficient than standard bulbs, meaning more battery power and range on every trip.

Safety as standard, S-Series models all feature high visibility rear LED indicators, position and brake lights.



→ Safety as standard
Strong front and rear bumpers on all S-Series models.

→ Innovative active anti-tip wheels
Move up as you ride over obstacles and keep you safe on slopes.



S400

COMPACT SCOOTER

The S400 4mph luxury compact scooter with big features is highly manoeuvrable around shopping centres or busy high streets, and with all-round suspension and great footspace makes every journey a comfortable one.

With 38Ah batteries the S400 is ideal for trips around town, plus with the bright, energy efficient LED's lighting your way, you're just as visible on those late-night shopping trips as you are during the day.





Maximum speed: 4mph



Colour: Silver Metallic



Batteries: 38Ah



Wheel size: 25cm / 10"



Max. user weight:
136kg / 21st 6lbs




Waterproof soft touch controls featuring easy to use speed adjustment, LED battery gauge and a powerful horn.


Unique wig-wag design means natural driving using finger or thumb control. The large ergonomically designed delta handlebar makes every journey a comfortable one.

CONTROLS DESIGNED FOR YOU

Finding your perfect driving position is a breeze with the infinitely adjustable tiller. Clever design means the headlight automatically tilts as the tiller is adjusted.



Safety and style as standard, every S-Series scooter comes with two carbon effect mirrors.



The removable basket with carry handle, useful for those shopping trips.

S425

COMPACT OUTDOOR SCOOTER

The luxury S425 crams in all of the features of its little brother, but with added power!

Taking the bright, front/rear LED lights, comfortable all-round suspension, super footspace and combining it with a maximum speed of 8mph, the S425 is suitable for road use as well as on pavements.

The increased wheel height will help to tackle those outdoor obstacles, and longer journeys can be handled with ease as the larger 55Ah batteries help to power your way.





Maximum speed: 8mph



Colour: Carbon Metallic



Batteries: 55Ah




Wheel size: 30cm / 12"



Maximum user weight:
150kg / 23st 8½lbs

LUXURY SEATING

The multi-adjustable luxury seating is designed to make every journey a comfortable one.



COMFORT ON EVERY TRIP

The S-SERIES advanced seating solution takes comfort to the highest level, from the seat height, depth and recline adjustments, to the flip-up, width, angle and depth adjustable comfort armrests – every feature has been designed for comfort – for you.



→ Infinite seat depth adjustment



→ Quick backrest angle adjustment



→ Seat rotation enables comfortable transfers

S700

PERFORMANCE OUTDOOR SCOOTERS

The luxury S700, with superior outdoor performance is your perfect companion for the ultimate outdoor adventures, to take you where you want to go.

There's no need to worry about distance either as the large 75Ah battery size will power an extended range and a lively top speed of 8mph.

The high performance design means gradients and higher kerbs are tackled with ease every time. The large tyres, generous footspace and advanced 4-wheel suspension provides a smooth, rewarding and comfortable drive each and every time.





Maximum speed: 8mph



Colour: Black Metallic



Batteries: 75Ah



Wheel size: 33cm / 13"



Maximum user weight:
160kg / 25st 2½lbs

TECHNICAL DATA

S-SERIES	S400	S425	S700
Maximum speed	6kph (4mph)	12kph (8mph)	12kph (8mph)
Maximum user weight	136kg / 21st 6lbs	150kg / 23st 8½lbs	160kg / 25st 2¾lbs
Battery size	38Ah x 2	55Ah x 2	75Ah x 2
Charger	5 A	8 A	8 A
Maximum potential range*	36km (22 miles)	42km (26 miles)	45km (28 miles)
Maximum power (peak)	1000 W	1200 W	2700 W
All around LED lighting	Yes	Yes	Yes
Easy adjust tiller & wig wag control	Yes	Yes	Yes
Suspension	Yes	Yes	Yes - advanced
Tyres	250mm / 10" pneumatic	300mm / 12" pneumatic	330mm / 13" pneumatic
Overall width / length	645mm / 1345mm	655mm / 1345mm	657mm / 1500mm
Seat width x depth	460mm x 460mm	490mm x 490mm	490mm x 490mm
Seat height range	450mm - 500mm	450mm - 500mm	450mm - 500mm
Max Safe Slope	8° at 136kg	8° at 150kg	10° at 160kg
Minimum turning distance	1980mm	2000mm	2250mm
Colour	Silver Metallic	Carbon Metallic	Black Metallic
Scooter weight inc. batteries	109kg	117kg	146kg

* Max potential range based on industry benchmark range figures for similar products and battery sizes

For further information on product options please check the order forms on our website.
 You can view this document also in a larger font on a PDF file at www.SunriseMedical.co.uk



www.facebook.com/sunrisemedical



Sunrise Medical Limited
 Thorns Road, Brierley Hill, West Midlands, DY5 2LD
 Tel: +44 (0) 845 605 66 88 Fax: +44 (0) 845 605 66 89
 E-mail: enquiries@sunmed.co.uk
www.SunriseMedical.co.uk