

Godox

卡侬口镀金振膜麦克风
XLR Cardioid Condenser Microphone

XMic100GL



使用手册
Instruction Manual

前言

感谢购买神牛产品！

XMic100GL 是一款适用于演唱、直播、聊天、室内谈话等场景的专业级麦克风。本产品拥有镀金大震膜咪头，拾音效果好，真实还原声音。心型指向，能有效降低背景噪音。采用简约无按键设计，高精密度金属网罩和防喷罩，具有防风 and 防喷保护功能，仅支持 48V 幻象电源供电。标配独立防震架，全面防护稳定麦克风，达到进一步降噪的效果。精心设计多种用途，为您带来完美音效体验。

使用本产品之前，请仔细阅读说明书，以便正确操作及使用。

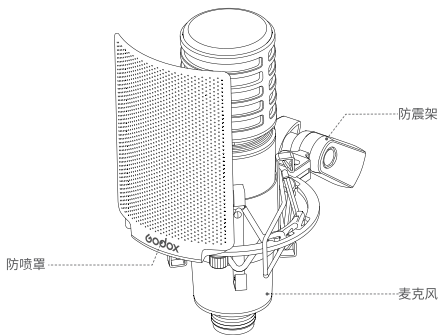
主要特点

- 镀金振膜，拾音效果好。
- 心型指向，有效降低背景噪音。
- 专业的卡农口接口，仅支持 48V 幻象电源供电。
- 精密金属外壳设计，美观又耐用。
- 升级防震架，360°稳定防护。


警告

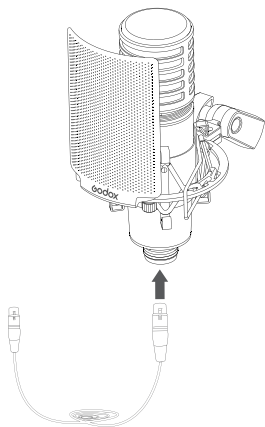
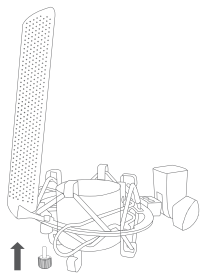
- 麦克风是精密设备。请勿使其掉落或受到撞击，以避免发生故障。
- 请勿私自拆卸、改装或尝试维修本产品。产品如出现故障须由本公司或授权的维修人员进行检查维修。
- 请保持干燥，请勿用湿手握持本产品，亦不可将产品浸入水中或暴露于雨中。
- 请勿将本产品存放在阳光直射的地方、加热装置附近或者炎热、潮湿或多尘的地方。
- 请勿让儿童接触本产品，以避免发生意外。
- 请勿在易燃易爆环境中使用。在这些场合下，请注意相关警告标识。
- 请勿放置在超过 50°C 的高温环境中。
- 请仔细阅读并遵守由厂商提供的警告或指示。

产品结构



安装方法





安装说明：先安装防喷罩，再安装麦克风。

标配物品

麦克风 ×1

防震架 ×1

防喷罩 ×1

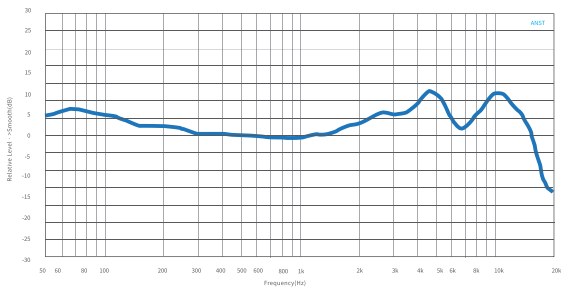
卡侬口 XLR 数据线 ×1

说明书 ×1

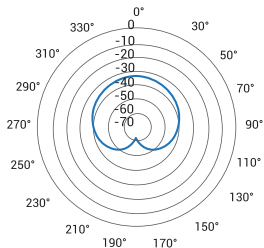
魔术毡带 ×1

干燥剂 ×1

频率响应图



指向特性



规格参数

型号	XMic100GL
输出接口	卡侬口
振膜	镀金振膜
指向性	心型指向
频率范围	50Hz-20KHz
输出阻抗	100Ω
最大声压级	132dBu
最大输出电平	8dBu
灵敏度	-36dB±2dB
信噪比	75dB
电源选项	48V 幻象电源
直径	51mm
长度	184mm
重量	麦克风净重: 323g; 麦克风 + 支架 + 防喷罩: 507g

常见问题排除

麦克风没有声音

1) 请检查麦克风的连接线是否插好，或重新拔插。

麦克风产生啸声

- 1) 请检查麦克风是否直对音箱；
- 2) 请检查麦克风是否与扬声器的距离过近，保持话筒跟音箱 1.5 米以上距离。

麦克风有杂音

- 1) 请检查麦克风的连接线是否插好，或重新拔插。
- 2) 请检查嘴是否与麦克风距离过近，嘴与麦克风距离应在 10-20 毫米之间，并呈现 45 度角时，能获得更好的效果。

维护保养

避免跌落！

如果受到强烈碰撞或振动，设备可能会发生故障。

保持干燥！

本产品是非防水产品，如果将其浸入水中或放置于高温度的环境中将可能发生故障。内部构造生锈可能会导致无法修理的损害。

避免温度骤变！

温度的突变，诸如在寒冷天进出温暖的大楼将可能会使产品内部结露。为避免结露，请将本产品事先装入手提袋或塑料包内，以防温度突变。

远离强磁场！

无线电广播发射机等设备产生的强静电或强磁场可能会干扰本产品正常工作。

Foreword

Thank you for purchasing!

XMic100GL is a professional cardioid condenser microphone with gilded diaphragm. Its cardioid-directed condenser can reduce background noise to achieve better pickup effect. It has simple buttonless design, precision wire mesh and pop-filter. The microphone can only be supplied by 48V phantom power, and it's equipped with a professional shock-absorbing bracket to protect and stabilize. This product is quite suitable for singing, live streaming, online chatting, indoor meeting and other occasions.

Please read the Instruction Manual carefully before using to make sure the correct operation and usage.

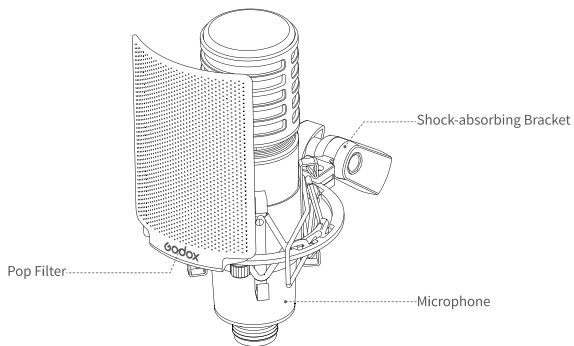
Main Feature

- Gilded diaphragm to restore the original sound.
- Cardioid directivity, automatic noise reduction.
- Only supplied by 48V phantom power through XLR cable.
- Precision metal shell structure is practical and durable.
- Standard shock-absorbing bracket is 360° rotatable and all-round protective.


Warning

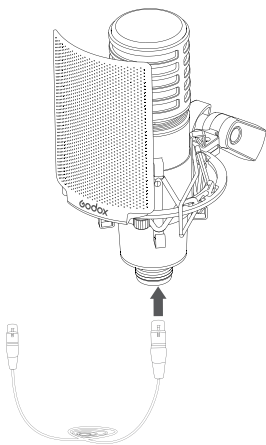
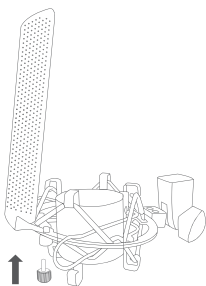
- This product is high-precision instrument, please avoid falling, collision or pounding.
- Do not disassemble. Should repairs become necessary, this product must be sent to our Company or an authorized maintenance center.
- Always keep this product dry. Do not use in rain or damp conditions.
- Do not leave or store this product in the environment of direct sunlight, near heating devices, or in hot, humid or dusty.
- Keep out of reach of children.
- Do not use in flammable and explosive environments. Pay attention to the relevant warning signs.
- Do not leave or store the product if the ambient temperature reads over 50 C
- Please read carefully and follow the warnings or instructions provided by the manufacturer

Structure of Product



Installation Instruction





Note: Please install the Pop filter before the microphone.

What's in the Box

Microphone×1

Shock-absorbing bracket×1

pop filter×1

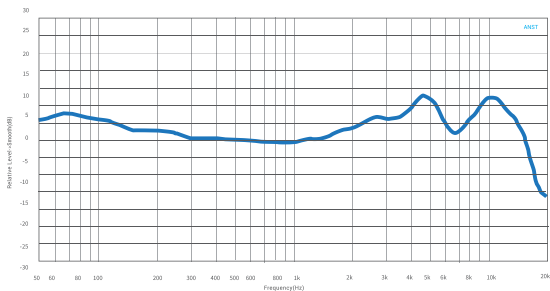
XLR connecting cable×1

Cable tie×1

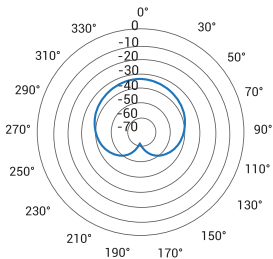
Instruction Manual×1

Desiccant×1

Frequency Response



Directivity



Technical Data

Model	XMic100GL
Output Port	XLR
Diaphragm	Gilded
Directivity	Cardioid
Frequency Range	50Hz-20KHz
Output Impedance	100Ω
Max. Sound Pressure Level	132dBu
Max. Output Level	8dBu
Sensitivity	-36dB±2dB
Signal to Noise Ratio	75dB
Power Supply	48V phantom power
Diameter	51mm
Length	184mm
Weight	Microphone Net Weight:323g Microphone+Bracket+Pop Filter:507g

Troubleshooting

No sound

- 1) Please check whether the microphone cable is correctly connected, or unplug and re-plug

Howling

- 1) Please check whether the microphone is directly facing the speaker;
- 2) Please check whether the microphone is too close to the speaker, and keep the distance at least 1.5 meters.

Noise

- 1) Please check whether the microphone cable is correctly connected, or unplug and re-plug.
- 2) Please check whether the mouth is too close to the microphone, and keep the distance around 10 to 20 millimeters with 45 degrees of inclination angle.

Declaration of Conformity

GODOX Photo Equipment Co,Ltd. hereby declares that the This equipment are in compliance with the essential requirements and other relevant provisions of EU Directive 2014/30/EU. They are allowed to be used in all EU member states.

For more information of DoC, Please click this web link:

http://www.godox.com/DOC/Godox_XMic100GL_DOC.pdf

Maintenance

Avoid falling !

Strong collision or vibration may malfunction the device.

Keep dry !

This product is not water-proof. Malfunction, rust, and corrosion may occur and go beyond repair if soaked in water or exposed to high humidity

Avoid sudden temperature changes !

Condensation happens in sudden temperature changes such as the circumstance when taking the product out of a building with higher temperature to outside in winter. Please put the product in a handbag or plastic bag beforehand

Keep away from strong magnetic field !

The strong static or magnetic field produced by devices such as radio transmitters leads to malfunction

FCC Statement

This device complies with part 15 of the FCC Rules. Operation is subject to the following two conditions:

- (1) This device may not cause harmful interference, and
- (2) this device must accept any interference received, including interference that may cause undesired operation

Any Changes or modifications not expressly approved by the party responsible for compliance could void the user's authority to operate the equipment

Note: This equipment has been tested and found to comply with the limits for a Class B digital device, pursuant to part 15 of the FCC Rules. These limits are designed to provide reasonable protection against harmful interference in a residential installation. This equipment generates uses and can radiate radio frequency energy and, if not installed and used in accordance with the instructions, may cause harmful interference to radio communications. However, there is no guarantee that interference will not occur in a particular installation. If this equipment does cause harmful interference to radio or television reception, which can be determined by turning the equipment off and on, the user is encouraged to try to correct the interference by one or more of the following measures:

- Reorient or relocate the receiving antenna.
- Increase the separation between the equipment and receiver.
- Connect the equipment into an outlet on a circuit different from that to which the receiver is connected.
- Consult the dealer or an experienced radio/TV technician for help

产品保修

尊敬的用户，本保修卡是申请保修服务的重要凭证，请您配合销售商填写并妥善保管，谢谢！

产品信息	型号	产品条码
用户信息	姓名	联系电话
	通讯地址	
销售商信息	名称	
	联系电话	
	通讯地址	
	销售日期	
备注		

注：此表应由销售商盖章确认。

产品信息

本文件适用于相关《产品保修信息》(见后面说明)所列产品，其他非属此范围的产品或部件(如促销品、赠品及其他出厂后附加的部件等)不在此保修承诺内。

保修期

产品及部件的相应保修期按相关的《产品保修信息》执行。保修期自产品首次购买日起算，购买日以购买产品时保修卡登记日期为准。

如何获得保修服务

要保修服务，您可直接与产品销售商或授权服务机构联系，也可拨打神牛产品售后服务电话，与我们联系，由我们的服务人员为您安排服务。申请保修时，您应提供有效的保修卡作为保修凭证，方可获得保修。如您不能提供有效的保修卡，则在我们可确认产品或部件属于保修范围的情况下，也可以为您提供保修，但这不作为我们的义务。

不适用保修的情况

如产品存在下列情况，本文件项下的保证和服务将不适用 ① 产品或部件超过相应保修期；② 错误或不适当使用、维护或保管导致的故障或损坏，如：不当搬运；非按产品合理预期用途使用；不当插拔外接设备；跌落或外力挤压；接触或暴露于不适当温度、溶剂、酸碱、水浸或潮湿环境；③ 由非神牛授权机构或人员安装、修理、更改、添加或拆卸造成的故障或损坏；④ 产品或部件原有识别信息被修改变更或删除；⑤ 无有效保修卡；⑥ 使用非合法授权、非标准或非公开发行的软件造成的故障或损坏；⑦ 因不可抗力或意外事件造成的故障或损坏；⑧ 其他非因产品本身质量问题导致的故障或损坏。遇上述情况，您应向相关责任方寻求解决，神牛对此不承担任何责任。因非在保修期或保修范围内的部件、附件或软件导致产品不能正常使用的，不是保修范围内的故障。产品使用过程中正常的脱色，磨损和消耗，不是保修范围内的故障。

产品保修和服务支持信息

产品的保修期和服务类型按以下《产品保修信息》执行：

产品信息	选件名称	保修期（月）	保修服务类型
部件	主机	12	客户送修
	电池	3	客户送修
	充电器、电源线，同步线等带电性能的部件	12	客户送修
其他	如电池盒、防风棉、防风毛罩、锁紧装置、手提绳、扎带、魔术贴、领夹、便携袋、包装等	无	无保修

神牛产品售后服务电话 0755-29609320-8062

Warranty

Dear customers, as this warranty card is an important certificate to apply for our maintenance service, please fill in the following form in coordination with the seller and safe-keep it. Thank you!

Product Information	Model	Product Code Number
Customer Information	Name	Contact Number
	Address	
Seller Information	Name	
	Contact Number	
	Address	
	Date of Sale	
Note		

Note: This form shall be sealed by the seller.

Applicable Products

The document applies to the products listed on the Product Maintenance information (see below for further information). Other products or accessories (e.g. promotional items, giveaways and additional accessories attached,etc.) are not included in this warranty scope.

Warranty Period

The warranty period of products and accessories is implemented according to the relevant Product Maintenance Information. The warranty period is calculated from the day(purchase date) when the product is bought for the first time, and the purchase date is considered as the date registered on the warranty card when buying the product.

How to Get the Maintenance Service

If maintenance service is needed, you can directly contact the product distributor or authorized service institutions. You can also contact the Godox after-sale service call and we will offer you service. When applying for maintenance service, you should provide valid warranty card. If you cannot provide valid warranty card, we may offer you maintenance service once confirmed that the product or accessory is involved in the maintenance scope, but that shall not be considered as our obligation.

Inapplicable Cases

The guarantee and service offered by this document are not applicable in the following cases:

- ① . The product or accessory has expired its warranty period;
- ② . Breakage or damage caused by inappropriate usage, maintenance or preservation, such as improper packing, improper usage, improper plugging in/out external equipment, falling off or squeezing by external force, contacting or exposing to the improper temperature, solvent, acid, base, flooding and damp environments, etc;
- ③ . Breakage or damage caused by non-authorized institution or staff in the process of installation, maintenance, alternation, addition and detachment;
- ④ . The original identifying information of product or accessory is modified, alternated, or removed;
- ⑤ . No valid warranty card;
- ⑥ . Breakage or damage caused by using illegally authorized, nonstandard or non-public released software;
- ⑦ . Breakage or damage caused by force majeure or accident;
- ⑧ . Breakage or damage that could not be attributed to the product itself. Once met these situations above, you should seek solutions from the related responsible parties and Godox assumes no responsibility. The damage caused by parts, accessories and software that beyond the warranty period or scope is not included in our maintenance scope. The normal discoloration, abrasion and consumption are not the breakage within the maintenance scope.

Maintenance and Service Support Information

The warranty period and service types of products are implemented according to the following **Product Maintenance Information:**

Product Type	Name	Maintenance Period(month)	Warranty Service Type
Parts	Product Main Body	12	Customer sends the product to designated site
	Battery	3	Customer sends the product to designated site
	Charger, Power Cable, Sync Cable, Electrical Parts etc.	12	Customer sends the product to designated site
Other Items	Battery Case, Windscreen Foam, Wind Cap, Locking Device, Lanyard, Tie, Velcro Tape, Clip, Bag, Package etc.	No	Without warranty



神牛微信公众号

Follow Wechat Official Account

合格证
QC PASS

深圳市神牛摄影器材有限公司

地址:深圳市宝安区福海街道塘尾社区耀川工业区厂房2栋 705-XM1GL0-00
传真: 0755-25723423 邮箱: godox@godox.com 电话: 0755-29609320(8062)

GODOX Photo Equipment Co.,Ltd.

Add.:Building2,Yaochuan Industrial Zone, Tangwei Community, Fuhai Street, Bao'an District,
Shenzhen 518103,China Tel:+86-755-29609320(8062) Fax:+86-755-25723423
E-mail:godox@godox.com

godox.com Made in China

