

- @LensgoOfficial
- Lensgo microphone
- Lensgomicrophone\_official
- www.lensgo.net

For more information on LENS GO product features,  
Please visit [www.lensgo.net/](http://www.lensgo.net/)

MANUFACTURER: SHENZHEN LYNCA PHOTOGRAPHIC EQUIPMENT CO.,LTD.  
Add: 3/F, Building Qiannong, No. 12 XinmuXinyuan Industrial Park, Pinghu Street,  
Longgang District, Shenzhen, Guangdong, China

Service Hotline: 86+755 8205412



# FOG MACHINE

MODEL: *Smoke* B

Applicable to all kinds of short video shooting, portrait photography, film and television smoke effects

## HANDHELD FOG MACHINE INSTRUCTION MANUAL



LENSGO<sup>®</sup>  
MICROPHONE



## INTRODUCTION

Thank you for purchasing LENS GO products

## IMPORTANT TIPS

This manual provides the Smoke B Smoke machine and accessories of the correct use and preservation methods, Assist users to solve usage doubts and understand safety precautions

## PLEASE READ AND KEEP THIS MANUAL CAREFULLY

Please be sure to include this instruction manual when handing over the product to others, pay attention to all warning notices and follow all instructions in the instruction manual

## WARNING

Users must read all the warnings and safety precautions in this manual and take good care of this manual

## WARNING

Please do not place this product in a corrosive place to avoid causing damage

Please clean this product with soft cloth and dry cloth

This product is a precision instrument, please avoid using drop, collision or bear heavy blows

Please contact authorized maintenance personnel when maintenance is required. This product has a precision electronic circuit. Failure caused by unauthorized demolition is not covered by our warranty, but users can pay for maintenance

It is recommended to use the LENS GO original cable. Any damage due to the use of non-LENS GO original accessories is not covered by our warranty, but users can pay for maintenance.

This specification is based on our strict testing. Design and specifications are subject to change without prior notice

Smoke B creates visual effects for photography, film, and stage performances.

**Should not be used for any other purpose.**

Do not continue to use the machine when the fog machine fluid is dry.

## INTRODUCTION TO SMOKE B PRODUCTS

Smoke B is a hand-held, Smoke-controlled, easy to carry outdoor portable Fog machine users can produce high-quality film-grade mist, odor-free, rapid diffusion, and has twice as long as the ordinary mist machine condensation time, solving the film producers, photographers, short video creators on location shooting

With the unique accessories of Smoke B, users can create different Smoke effects, but also can create magical liquid Smoke effects, and in many ways replace the need for dry ice in product photography or food photography projects

Smoke B solves the problems of waiting time, easy blockage and difficult operation of the traditional smoke machine, and the user can precisely design the smoke effect according to their needs

Hand-held, smoke-controlled, easy to carry outdoors

Applicable to all kinds of short video shooting, Portrait Photography, film and television special effects

Users can use Smoke B to create different Smoke scenarios

3

## PERFORMANCE OF THE SMOKE B PARAMETER

**MODEL:** Smoke B portable hand-held Fog machine

**SIZE:** 156.2 x 45X 77.68 mm

**POWER:** 40W

**VOLTAGE:** 7.4V

**CHARGING VOLTAGE:** 5V 2A

**BATTERY CAPACITY:** 2600 MAH

**TIME OF USE:** After working for 3 minutes, stop spraying for 2 seconds

**CONTINUOUS USE:** 18 minutes

**CHARGING TIME:** About 3 hours

**TANK CAPACITY:** 12 ml

**LIQUID COMPOSITION:** VG (vegetable glycerin) + PG (propylene glycol)

**SMOKE OUTPUT:** The amount of smoke produced by Smoke B in 1 minute can cover 20 CBM.

**CHARGER:** 5V2A may not be recognized by other fast charging and wiring machines

Turn off after use



Do not spray your eyes



Do not touch the oil tank while working



A smoke alarm may be triggered



Do not smoke

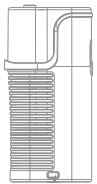


No children allowed!



4

## LIST OF SMOKE B ACCESSORIES



Subject  
①



Mist fan  
②



Oil tanks  
③



Hard straight tube  
④



Hard bent tube  
⑤



Silicone tube  
⑥



High pressure nozzle  
⑦



Liquid smoke filter  
⑧



Infrared remote control  
⑨



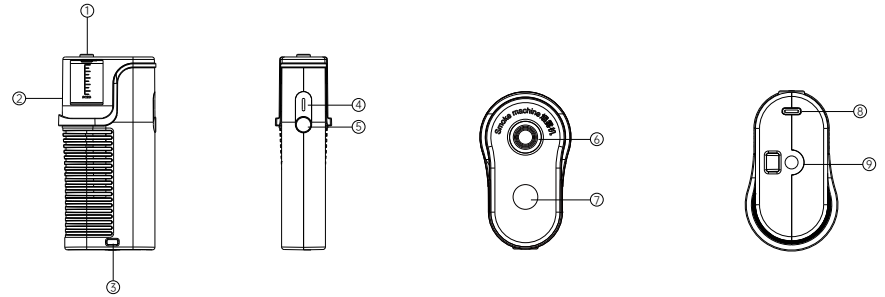
Charging cable  
⑩



Fog Machine Fluid  
⑪

5

## SMOKE B HOST RESOLUTION



**1. OIL TANKS:** When the oil is below the mark, please refuel immediately

**2. HEAT SHIELD:** Used for heat insulation, prevent hot hands, magnet fixed

**3. LANYARD HOLES:** Can be connected to the lanyard, hanging in any place to use

**4. POWER INDICATOR:** Please see the following instructions

**5. FUNCTION BUTTON:** Please see the following instructions

**6. SMOKE OUTLET:** Do not spray smoke directly onto the skin or eyes

**7. MAGNETS:** Insulated heat shield, not easy to fall off when in use

**8. TYPE-C CHARGING PORT:** It is normal for the body to be slightly hot during charging

**9. 1/4 SCREW HOLE:** It can be installed on all kinds of brackets

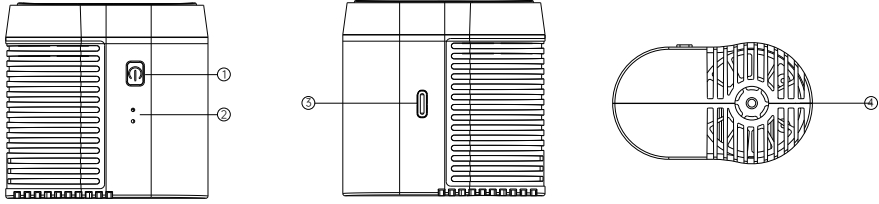


**WARNING**

The battery has only 20% power for transportation safety. So it needs to be charged before use.

6

## SMOKE B MIST FAN RESOLUTION



**1. ON/OFF:** Long press for 3 seconds to turn it on, the blue light will be on, and the green light will be flashing in the protection state. (When the heating cabin is not properly installed and there is a problem, it will enter the protection state)

**2. LIGHTS:** The green light will be on after starting up, if it turns red, it means that the battery is out, please charge it immediately.

**3. TYPE-C CHARGING PORT:** It is normal for the body to be slightly hot during charging

**4. SMOKE OUTLET:** Do not spray smoke directly onto the skin or eyes

**BATTERIES:** Built-in 1500 milliampere lithium battery, can be used for about 5 hours, charge for about 2 hours



### WARNING

The battery has only 20% power for transportation safety. So it needs to be charged before use.

7

## SMOKE B OIL TANK DESCRIPTION



### INSTALL OIL TANKS

Align the screw of the oil tank with the 1/4 screw hole of the machine, and then screw the oil tank into the screw hole of the machine in a clockwise direction. It is enough to tighten the oil tank, too tight may cause the oil tank to separate.



### MAGNETIC HEAT INSULATION COVER

The oil tank will generate high temperature during operation, and the heat insulation cover must be installed on the machine during use. Do not hold the heat shield when picking up the machine.



### WARNING

When the machine continuously produces smoke, the temperature of the oil tank will be high, and direct contact with the skin may cause burns, so be sure to install a magnetic heat insulation cover when using it.

8

## SMOKE B OIL TANK DESCRIPTION

Heat-sensitive silicone cover: Open the silicone cover gently to add liquid to the oil tank.

Oil below the scale, please use the machine after adding liquid.

After the supplement, need to close the silica gel cover, otherwise will lead to too much oil immersed in the atomizing element, affect atomization

It is not recommended to use non - official smoke oil. The damage caused by non-official smoke oil is not in the scope of after - sale



### WARNING

After adding liquid, you need to wait for 5 minutes before using the machine.

9

## SMOKE B OIL TANK DESCRIPTION

Sometimes, the oil tank bottom will be the case of oil drops, this is because the silicone cover opened too long, or caused by air pressure

To solve the problem of dripping oil, first close the lid properly, and then take out a paper towel to wipe the bottom of the oil tank thoroughly

Wipe thoroughly, confirm again whether the silicone cover is closed, and then put it upside down for 1 minute, and then install it back.



10



## ON/OFF

Designed for ease of use and maintenance, it is easy to use in a few simple steps



### ! WARNING

When the machine is turned on without an oil tank installed, the machine will beep for a few seconds and then the green light will be on. This function is to detect whether the oil tank is installed normally. After the oil tank is installed correctly, restart the machine, and it can be used after the blue light is on.

11

## TURN SMOKE ON/OFF

Designed for ease of use and maintenance, it is easy to use in a few simple steps



### ! WARNING

It is normal for the machine to heat up when it continues to produce smoke. Direct contact with the skin may cause burns, so the magnetic heat insulation cover must be installed when using it.

12

# FOG MACHINE

MODEL: *Smoke B*

## EFFECT AND APPLICATION

With Smoke B Smoke machine unique accessories, users can create different Smoke effects, now learn to create innovative visual effects!

13



## PORTRAIT MODE

The coil atomization technology is used to solve the problems of waiting time, easy blocking and difficult control of the traditional fog machine. With Smoke B hard tube users can accurately hit the Smoke in different locations

14



### DRY ICE MODE

With Smoke B hard tube + liquid Smoke filter, users can freely change the shape of the Smoke, create a magical liquid Smoke effect, and in many ways replace the need for dry ice in product photography or food photography



15



### FILM LEVEL MIST MODE

With the Smoke B mist fan, users can produce high quality film-grade mist, no odor, spread quickly, and has twice the condensation time of a normal mist machine, the perfect solution for filmmakers shooting on location and for traditional mist machines that can not effectively create mist



16



### SMOKE EFFECTS

With the Smoke B remote infrared remote control, you can hide many Smoke machines in the shooting site, covering a large area of the shooting area, the infrared remote control can remote control the Smoke machine, one button to open / close the Smoke, operating Range 10 meters



17



### INCENSE BURNING MODE

With Smoke b hard tube + high pressure nozzle, can be compressed Smoke launch, greatly enhance the range of Smoke, suitable for special, creative Smoke effect production



18



### Q7: DOES THE OIL GO BAD?

**A:** The deterioration principle is that the fume oil is water-absorbent. The fume oil is exposed to the air for a long time and will constantly absorb the moisture in the air. A small amount of air in the oil tank will not cause deterioration. Therefore, please cover the silicone cover as soon as possible after refueling, avoid long-term exposure to soot in the air

### Q8: WHAT ABOUT THE HEAT?

**A:** Oil tank continuous smoke, try to ensure that the oil is not too low, so the oil tank will be more durable, if the oil is too low, oil tank temperature will rise quickly

### Q9: WHAT IS THE WARRANTY FOR SMOKE B?

**A:** The one-year warranty for Smoke B applies to all users who purchase from our authorized reseller. The warranty covers any defects due to production, as well as failures occurring during normal use

Does not include any fault caused by fire, water, physical damage or actions expressly prohibited in the instruction manual

Oil tanks are consumables and not covered by warranty

23



## SECURITY ALERT

**WE TRY OUR BEST TO MAKE SMOKE B SAFE FOR USERS, BUT HIGH-POWER LITHIUM-ION BATTERY AND HIGH TEMPERATURE DURING OPERATION HAVE SOME SECURITY RISKS. THEREFORE, THE USER MUST BE CLEAR ABOUT THE FOLLOWING SAFETY PRECAUTIONS TO PREVENT PERSONAL, PROPERTY LOSSES**

### THE USE OF OIL TANKS WITHOUT OIL IS STRICTLY PROHIBITED:

Every time before use must check the oil tank, when the oil is below the scale to form the habit of adding oil, to avoid dry burning machine

### IT IS STRICTLY FORBIDDEN TO SPRAY SMOKE DIRECTLY ON THE SKIN, EYES AND OTHER PARTS OF THE HUMAN BODY:

When the machine is running for a long time, a small amount of high-temperature oil droplets in the smoke directly ejected from the body and the nozzle should be kept at a certain distance to prevent burns

### DO NOT TOUCH THE OIL TANK DURING USE:

After continuous smoke output, the oil tank temperature is very high, please install heat insulation cover for protection

### DO NOT OPERATE THE MACHINE NEAR FLAMMABLE, COMBUSTIBLE OR HEAT - SENSITIVE MATERIALS

24

### IT IS STRICTLY FORBIDDEN TO POINT A PUFF OF SMOKE AT THE SOURCE OF THE FIRE:

For example, open flame or Spark, please keep a certain distance

### DON'T SMOKE DIRECTLY:

Although our formula is safe, it is not suitable for direct inhalation (Cannot be used as electronic cigarette) and high temperatures can cause burns, and direct ingestion of high concentrations of aerosols is dangerous

### DON'T LET CHILDREN USE SMOKE B:

Although our product is user-friendly, Smoke B is not a toy and can be a health risk to children and a fire hazard if handled improperly



## WARNING

Users must read all the warnings and safety precautions in this manual and take good care of this manual

25

## BATTERIES

For the safety of transportation, the machine only has about 20% power when it is shipped, so you need to charge Smoke B with the included charging cable before using it for the first time.

The charging time is about 3 hours, After fully charged, the system will automatically stop charging.

The fogger uses a type-c charging port, which is only allowed for charging

The indicator light is red when charging and green when full

Need to use 5V2A charger to charge the product, other quick-charge machine can not adapt


**NOTE:** Some versions cannot support dual C-port (PD) charging, and need to be charged with the standard charging cable.



**THE RED LIGHT IS ALWAYS ON**  
Charging



**THE GREEN LIGHT IS ALWAYS ON**  
The electricity is full



26



## CONTROLLED SMOKE

With Smoke B extended silicone hose, hose can be manually bent by changing the direction of Smoke, so that Smoke from different parts of the screen appear



19

## CREATE WITH SMOKE B AND SHOW THE PHOTOS (PART)

It's time to create your own work!



20

## FREQUENTLY ASKED QUESTIONS AND ANSWERS

### Q1: WHY DOES THE DRY ICE EFFECT LEAVE A LAYER OF OIL ON THE SURFACE?

**A:** because the dry ice effect outputs a high concentration of aerosols, the dissipation mechanism is different from the normal infinite dilution by air convection, which is gradual deposition, so it will return to the liquid state. After each shot, the dry ice can be blown away and sprayed again, reduce the "Dry ice" on the surface of the time, you can avoid the oil on the surface of the matter can be avoided, can also be wiped clean with a wet paper towel

### Q2: WHY IS THE MACHINE VERY HOT DURING USE?

**A:** When the machine produces smoke continuously, the temperature of the fuselage and the oil tank will be higher, which is a normal phenomenon. Remember not to touch the oil tank directly with your hands to prevent scalding, when you feel very hot, you can shut down the Smoke B for a few minutes, and then use it again

### Q3: CAN I OPEN IT IMMEDIATELY WHEN I RECEIVE IT?

**A:** Smoke B can be used to boot, no other complex setup steps are required, but for shipping Safe, the new battery is low, only about 20% of the battery when shipped, need to be recharged before use

21

### Q4: WHY DOES MY SMOKE B SQUIRT OIL WHEN IT'S RUNNING?

**A:** This means that the oil tank atomization components were soaked in oil, which is not necessarily the oil tank damage, may be silicone cover is not tight, the oil tank is not sealed, may also occur after continuous high temperature

**TREATMENT:** Place a tissue on the table, then remove the oil tank and place it upside down on the tissue for 1 minute (pay attention to prevent the oil tank rolling and breaking), let the excess oil flow out, then upside down gently knock a few times to remove the excess oil. Then reinstall the machine

### Q5: ARE YOUR SMOKES SAFE? ARE THEY HARMFUL TO YOUR HEALTH?

**A:** VG (vegetable glycerin) + PG (propanediol) is an environmentally friendly, safe, odor-free, non-toxic and non-harmful ingredient that has no adverse health effects and can be safely used, but remember not to smoke directly! Although our ingredients are safe, they are not suitable for direct ingestion and high temperatures can cause burns

### Q6: WILL THE SMOKE SET OFF THE SMOKE ALARM?

**A:** After the feedback from users, there is no Smoke B Smoke triggered the Smoke alarm, but do not rule out the use of other places will trigger the Smoke alarm sensor, so use as far as possible away from the smoke alarm places

22