



CR5-H

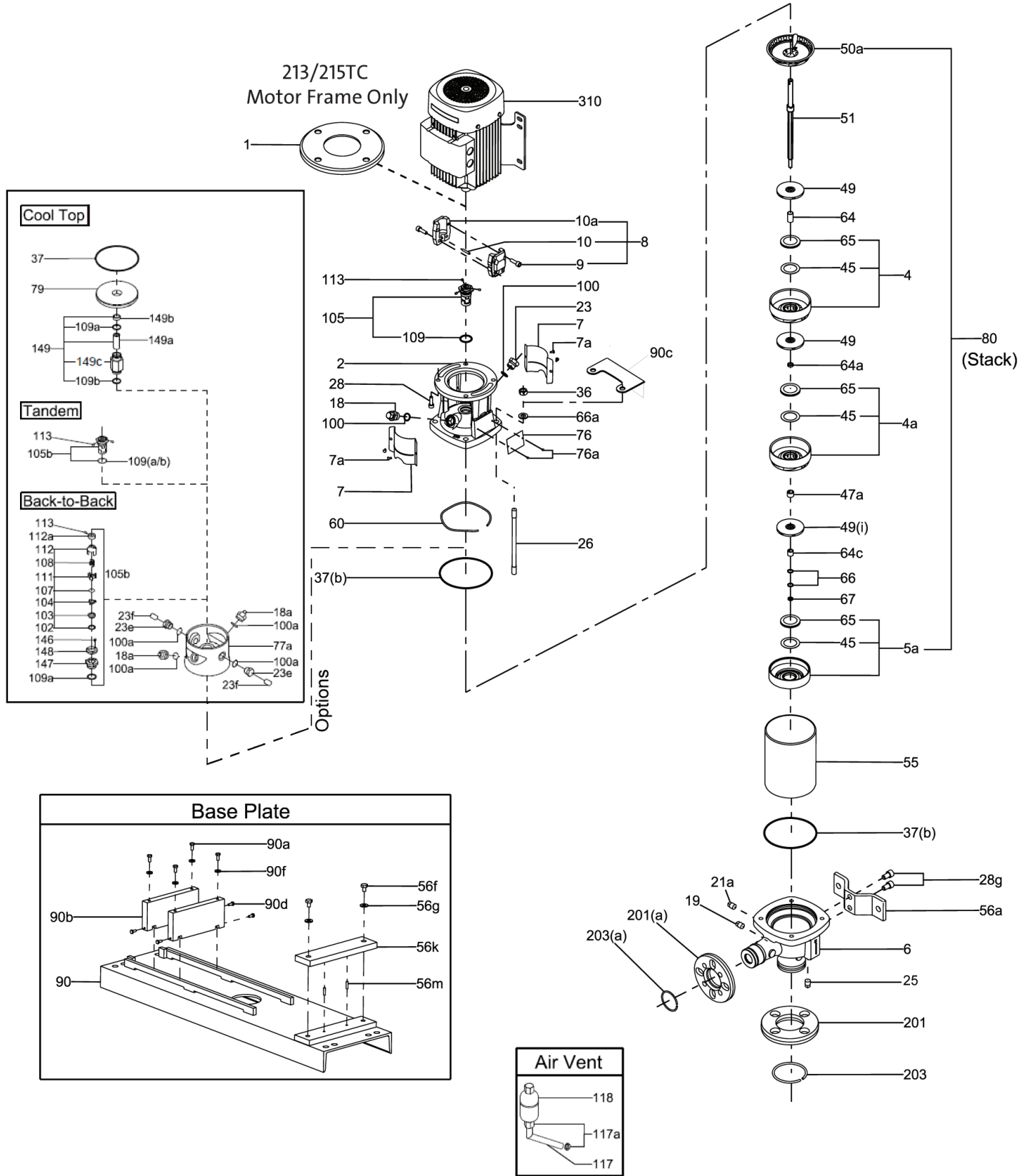
Parts List & Kits

Contents

- Parts List
- Spare Part Kits
- Accessories
- Special Tools
- Standard Tools
- Tools for Torques



Exploded View CR5-H



Parts List & Kits CR5-H

Pos. No.	Part Description	Model	Stages	No. Used	Comments/Dimensions	B.O.M. Ref. No.	Material No.	Included in kits ?
PARTS LIST								
1	Adapter for Motor Stool		18-24	1	For NEMA, 213/215TC, 7.5 - 10 HP	96476208		No
2	Motor Stool		2/1-6	1	NEMA, 56C, 1/3 - 2 HP	96436501		No
			7-16	1	NEMA, 182/184TC, 3 - 5 HP	96436502		No
			18-24	1	Add Pos. 1, NEMA, 213TC, 7.5 - 10 HP	96436502		No
4	Chamber, Complete with Pos. 45 & 65		2/1-36	^^^	PTFE Pos. 45	96437517		No
			2/1-36	^^^	PTFE Pos. 45 (96547651 is qty of 24)	96437517	96547651	No
4a	Chamber Cpl. w/Pos. 45 & 65 & Bearing		2/1-36	^^^^	Silicon Carbide Brg, PTFE Pos. 45	96437636		YES
	Chamber Cpl. w/Pos. 45 & 65 & Brg. (option)		2/1-36	^^^^	Bronze Bearing, PTFE Pos. 45	96440616		YES
			2/1-36	^^^^	Graflon Bearing, PTFE Pos. 45	96440619		YES
5a	Chamber, Bottom Complete with Pos. 45 & 65		2/1-36	1*	PTFE Pos. 45	96437737	96588147	No
	Chmb. Btm. Cpl. w/Pos. 45 & 65 (Low NPSH opt.)		2/1-36	1	PTFE Pos. 45	96462144		No
6	Base		2/1-36	1	GA, Cast Iron	95922004		No
7	Coupling Guard		2/1-6	2	NEMA, 56C	96438137		YES
			7-24	2	NEMA, 182-215TC	96438138		YES
7a	Screw for Coupling Guard		2/1-36	4	Screw comb. slot torx/straight slot 4 x 8mm	96488481		YES
9	Allen Screw		2/1-6	4	M6 x 20mm, Delta Tone/Seal	00ID7899		YES
			7-16	4	M8 x 25mm, Delta Tone/Seal	00ID7900		YES
			18-24	4	M10 x 25mm, Delta Tone/Seal	00ID7901		YES
10	Shaft Pin		2/1-36	1	ø5 x 26mm	310192		YES
10a	Coupling Half		2/1-6	2	NEMA, 56C, 1/3 - 2HP, ø15.8 / ø12	410108		YES
			2/1-8	1	NEMA, 143/5TC, 1/3-3HP, ø22.225 / ø12 (Mach)	97851501		YES
			7-16	2	NEMA, 182/184TC, 3-5HP, ø28.5/ø12	410109		YES
			18-24	2	NEMA, 213TC, 7.5-10HP, ø34.9/ø12	96472175		YES
18(a)	Priming/Vent Plug		2/1-36	*	G 1/2A, NV24 with NV9 x M8 stem	405150	95061351	No
19(a)	Pipe Plug		2/1-36	**	1/4" NPT,SS SQHD, with Loctite	91136507		No
21a	Pipe Plug		2/1-36	**	1/4" NPT,SS SQHD, with Loctite	91136507		No
23(c)	Plug		2/1-36	**	G 1/2A, Solid No port, NV24	370025	95061733	No
23a,e	Plug (option)		2/1-36	**	G 1/2A, w/1/4"port, NV24	91120659		No
23b,f	Pipe Plug for Pos. 23a, 23e		2/1-36	**	1/4" NPT,SS SQHD, with Loctite	91136507		No
23d	Plug, Vented for Pos. 77a Cool Top® option only		2/1-36	2	G 1/2A, NV24, Vented	96510323		No
25	Drain Plug		2/1-36	1	1/4" NPT,SS SQHD, with Loctite	91136507		No
26	Staybolt		2/1	4	M12, ø10,7 x 79mm	96919075		No
			3	4	M12, ø10,7 x 106mm	96919077		No
			4	4	M12, ø10,7 x 133mm	96919079		No
			5	4	M12, ø10,7 x 160mm	96919081		No
			6	4	M12, ø10,7 x 187mm	96919093		No
			7	4	M12, ø10,7 x 214mm	96919095		No
			8	4	M12, ø10,7 x 241mm	96919097		No
			9	4	M12, ø10,7 x 268mm	96919099		No
			10	4	M12, ø10,7 x 295mm	96919101		No
			11	4	M12, ø10,7 x 322mm	96919502		No
			12	4	M12, ø10,7 x 349mm	96919504		No
			13	4	M12, ø10,7 x 376mm	96919506		No
			14	4	M12, ø10,7 x 403mm	96919507		No
			15	4	M12, ø10,7 x 430mm	96919508		No
			16	4	M12, ø10,7 x 457mm	96919510		No
			18	4	M12, ø10,7 x 511mm	96919542		No
			20	4	M12, ø10,7 x 565mm	96923538		No
			22	4	M12, ø10,7 x 619mm	96923539		No
			24	4	M12, ø10,7 x 673mm	96923540		No
			26	4	M12, ø10,7 x 727mm, 4 pole & 50 Hz.	97525082		No
			29	4	M12, ø10,7 x 808mm, 4 pole & 50 Hz.	98141292		No
			32	4	M12, ø10,7 x 889mm, 4 pole & 50 Hz.	98141296		No
			36	4	M12, ø10,7 x 997mm, 4 pole & 50 Hz.	98141299		No
	Staybolt (Cool Top®, Back-to-Back & Tandem Seal option)		2/1	4	M12, ø10,7 x 187mm	96919093		No
			3	4	M12, ø10,7 x 214mm	96919095		No
			4	4	M12, ø10,7 x 241mm	96919097		No
			5	4	M12, ø10,7 x 268mm	96919099		No
			6	4	M12, ø10,7 x 295mm	96919101		No
			7	4	M12, ø10,7 x 322mm	96919502		No
			8	4	M12, ø10,7 x 349mm	96919504		No
			9	4	M12, ø10,7 x 376mm	96919506		No
			10	4	M12, ø10,7 x 403mm	96919507		No
			11	4	M12, ø10,7 x 430mm	96919508		No
			12	4	M12, ø10,7 x 457mm	96919510		No
			13	4	M12, ø10,7 x 484mm	97525058		No
			14	4	M12, ø10,7 x 511mm	96919542		No
			15	4	M12, ø10,7 x 538mm	97525059		No
			16	4	M12, ø10,7 x 565mm	96923538		No
			18	4	M12, ø10,7 x 619mm	96923539		No

Due to part changes over time, all position numbers (1-203) may not be used.

This column indicates which model uses the spare part. If blank, the part is used in all models.

B.O.M. Ref. Number is only available if it is not included in a kit or does not have a material number listed. If it is included in a kit (YES), or has a material number, request one of these numbers. If not included in a kit (No), but has a Material Number, use Material Number.

Parts List & Kits CR5-H

Pos. No.	Part Description	Model	Stages	No. Used	Comments/Dimensions	B.O.M. Ref. No.	Material No.	Included in kits ?
PARTS LIST								
26	Staybolt (Cool Top®, Back-to-Back & Tandem Seal Option) (Continued)		20	4	M12, ø10,7 x 673mm	96923540		No
			22	4	M12, ø10,7 x 727mm	97525082		No
			24	4	M12, ø10,7 x 781mm	97525084		No
			26	4	M12, ø10,7 x 835mm, 4 pole & 50 Hz.	98141324		No
			29	4	M12, ø10,7 x 916mm, 4 pole & 50 Hz.	98141327		No
			32	4	M12, ø10,7 x 997mm, 4 pole & 50 Hz.	98141299		No
28	Motor Bolt		36	4	M12, ø10,7 x 1105mm, 4 pole & 50 Hz.	98141330		No
			2/1-6	4	NEMA, 56C, 1/3 - 2HP. UNC 3/8" x 25mm	00ID1839		No
			7-16	4	NEMA, 182/184TC, 3 - 5HP.UNC1/2" x 25mm	00ID1840		No
			18-24	4	NEMA, 213TC, 7.5 -10HP. UNC 1/2" x 1.25"	91128631		No
28g	Bolt for foot Pos. 56a		2/1-36	2	M12 x 1.75 x 20mm, Delta Tone/Seal	95922048		No
36	Staybolt Nut		2/1-36	4	19mm x M12, Delta Tone/Seal	00ID7917		No
37	Sleeve O-ring		2/1-36	uu	EPDM, ø137.5 x 3.3mm	96438743		YES
			2/1-36	uu	FKM, ø137.5 x 3.3mm	96438744		YES
37b	Sleeve O-ring (option)		2/1-36	uu	FXM, ø137.5 x 3.3mm	96458109		YES
			2/1-36	uu	FFKM, ø136.12 x 3.53mm	96466718		YES
			2/1-36	# stgs	ø50.45 x ø35 x .7mm, PTFE	96436720		YES
45	Neck Ring		2/1-36	# stgs	ø73.0 x ø35.0 x 13.2mm (back-plate 1.0mm)	96437414		No
47a	Bearing Ring/Spacer Brg. Ring/Spacer (option for Grafion / Brz. 4a)		2/1-36	^^^^	SiC 150, ø17.37 x ø13.10 x ø10.9 x 13mm	96437488		YES
			2/1-36	^^^^	TC, ø15.92 x ø13.10 x ø10.9 x 11mm	410121		YES
49	Impeller		2/1-36	# stgs	ø73.0 x ø35.0 x 13.2mm (back-plate 1.0mm)	96437414		No
49i	Impeller (Low NPSH option)		2/1-36	# stgs	96547648 has a qty of 24 ø98.0 x ø52.8 x 17.3mm (back-plate 1.0mm)	96437414 96462490	96547648 96882667	No
50a	Top Guide Vane Top Guide Vane Plate (option for destaging)		2-36	1		96457637		No
			2/1	1		96478562		No
51	Shaft, Complete		2/1	1	ø12 x 160.5mm	96439607	96588198	No
			3	1	ø12 x 180.5mm	96440386	96588199	No
			4	1	ø12 x 214.5mm	96440388		No
			5	1	ø12 x 234.5mm	96440389	96588231	No
			6	1	ø12 x 268.5mm	96440391		No
			7	1	ø12 x 288.5mm	96440392		No
			8	1	ø12 x 322.5mm	96440394	96588233	No
			9	1	ø12 x 342.5mm	96440395	96588234	No
			10	1	ø12 x 376.5mm	96440396	96588235	No
			11	1	ø12 x 396.5mm	96440397		No
			12	1	ø12 x 430.5mm	96440399		No
			13	1	ø12 x 450.5mm	96440400		No
			14	1	ø12 x 484.5mm	96440401	96588236	No
			15	1	ø12 x 504.5mm	96440402		No
			16	1	ø12 x 538.5mm	96440404		No
			18	1	ø12 x 592.5mm	96440406		No
			20	1	ø12 x 646.5mm	96440408		No
			22	1	ø12 x 700.5mm	96440410		No
			24	1	ø12 x 754.5mm	96440411	96588238	No
			26	1	ø12 x 801.5mm, 4 pole & 50 Hz.	96440412		No
			29	1	ø12 x 882.5mm, 4 pole & 50 Hz.	96440413		No
			32	1	ø12 x 963.5mm, 4 pole & 50 Hz.	96440414		No
			36	1	ø12 x 1071.5mm, 4 pole & 50 Hz.	96440415	96588240	No
			Shaft, Cpl. (Cool Top®, Back-to-Back & Tandem Seal option)		2/1	1	ø12 x 265.5mm	96457560
	3			1	ø12 x 285.5mm	96457561		No
	4			1	ø12 x 319.5mm	96457563		No
	5			1	ø12 x 339.5mm	96457564		No
	6			1	ø12 x 373.5mm	96457566		No
	7			1	ø12 x 393.5mm	96457567		No
	8			1	ø12 x 427.5mm	96457569		No
	9			1	ø12 x 447.5mm	96457570		No
	10			1	ø12 x 481.5mm	96457571		No
	11			1	ø12 x 501.5mm	96457572		No
	12			1	ø12 x 535.5mm	96457574		No
	13			1	ø12 x 555.5mm	96457575		No
	14			1	ø12 x 589.5mm	96457576		No
	15			1	ø12 x 609.5mm	96457577		No
	16			1	ø12 x 643.5mm	96457579		No
	18			1	ø12 x 697.5mm	96457581		No
	20			1	ø12 x 751.5mm	96457583		No
	22			1	ø12 x 805.5mm	96457585		No
	24			1	ø12 x 859.5mm	96457586		No
	26			1	ø12 x 906.5mm, 4 pole & 50 Hz.	96457587		No
	29			1	ø12 x 987.5mm, 4 pole & 50 Hz.	96457588		No
	32			1	ø12 x 1068.5mm, 4 pole & 50 Hz.	96457589		No
	36			1	ø12 x 1176.5mm, 4 pole & 50 Hz.	96457590		No

Due to part changes over time, all position numbers (1-203) may not be used.

This column indicates which model uses the spare part. If blank, the part is used in all models.

B.O.M. Ref. Number is only available if it is not included in a kit or does not have a material number listed. If it is included in a kit (YES), or has a material number, request one of these numbers. If not included in a kit (No), but has a Material Number, use Material Number.

Parts List & Kits CR5-H

Pos. No.	Part Description	Model	Stages	No. Used	Comments/Dimensions	B.O.M. Ref. No.	Material No.	Included in kits ?
PARTS LIST								
55	Outer Sleeve		2/1	1	Ø138 x 44.6mm	96437865		No
			3	1	Ø138 x 71.6mm	96440013		No
			4	1	Ø138 x 98.6mm	96439999		No
			5	1	Ø138 x 125.6mm	96441512		No
			6	1	Ø138 x 152.6mm	96440000		No
			7	1	Ø138 x 179.6mm	96441515		No
			8	1	Ø138 x 206.6mm	96440001		No
			9	1	Ø138 x 233.6mm	96441518		No
			10	1	Ø138 x 260.6mm	96440002		No
			11	1	Ø138 x 287.6mm	96441519		No
			12	1	Ø138 x 314.6mm	96440003		No
			13	1	Ø138 x 341.6mm	96441522		No
			14	1	Ø138 x 368.6mm	96440004		No
			15	1	Ø138 x 395.6mm	96441523		No
			16	1	Ø138 x 422.6mm	96440005		No
			18	1	Ø138 x 476.6mm	96440006		No
			20	1	Ø138 x 530.6mm	96440007		No
			22	1	Ø138 x 584.6mm	96440008		No
			24	1	Ø138 x 638.6mm	96439652		No
			26	1	Ø138 x 692.6mm , 4 pole & 50 Hz.	96440009		No
			29	1	Ø138 x 773.6mm, 4 pole & 50 Hz.	96440011		No
			32	1	Ø138 x 854.6mm, 4 pole & 50 Hz.	96440012		No
			36	1	Ø138 x 962.6mm , 4 pole & 50 Hz.	96439653		No
56a	Foot for Pos. 6		2/1-36	1	H=43mm, W=196mm, Ø16mm hole CL 152mm, Cl.	95922025		No
56f	Bolt for base Pos. 90	56C/182TC	2/1-16	2	Hex Hd.1/2 -13 UNC x 1" SAE 5, Zinc plated			YES
		213TC	18-24	2	Hex Head 1/2 -13 UNC x 1.25" SAE 5, Zinc plated			YES
56g	Washer for bolt Pos. 56f		2/1-36	2	1/2" SAE, Zinc plated			YES
60	Stack Compression Spring		2-36	1	Ø136 x 3.5mm	96439662	96547664	No
64	Spacing Pipe		2/1-36	^^^	Ø15.85 x Ø12.85 x 26.03mm	410143	95061385	No
64a	Spacing Pipe		2/1-36	^^^^	Ø15.85 x Ø12.85 x 13.0mm	96443611		YES
	Spacing Pipe (option for Graflon / Brz. 4a)		2/1-36	^^^^	Use with TC Pos. 47a, Ø15 x Ø12.7 x 15.0mm	410142		YES
64c	Clamp, Splined		2/1-36	1	Ø15 x Ø13.10 x Ø10.9 x 13mm	96439668		YES
64d	Spacing Pipe		2/1-36	^^^^^	Ø15 x Ø13.10 x Ø10.9 x 4.5mm	96440292		No
64e	Spacing Pipe (Low NPSH option only)		2/1-36	2	Ø15 x Ø13.10 x Ø10.9 x 10.0mm	430022	95061595	No
64f	Spacing Pipe (Low NPSH option only)		2/1-36	1	Ø15 x Ø13.10 x Ø10.9 x 7.3mm	400233	95061862	No
64g	Spacing Pipe (de-staging option only)		2/1-36	1	Ø15 x Ø13.10 x Ø10.9 x 27.0mm	410062	95061513	No
65	Neck Ring Retainer		2/1-36	# stgs	Ø43.5 x Ø34.0 x 3.6mm	96438746		YES
66	Lock Washer Set for Shaft		2/1-36	1	Ø13.5 x Ø8.2 x 2.6mm	96417297		YES
66a	Washer for Staybolt		2/1-36	4	DIN 125A, Ø24 x Ø13 x 2.5mm, Delta Tone/Seal	96430377		No
67	Lock Nut for Shaft		2/1-36	1	13mm x M8	00ID2061		YES
69	Spacing Pipe		2/1-36	⊖	Ø15.85 x 12.85 x 2.0mm	96440295		No
69a	Spacing Pipe (de-staging option only)		2/1	1	Ø15.85 x 12.85 x 18.0mm	400258		No
76	Nameplate		2/1-36	1	304SS, 60 x 45mm	96439820		No
76a	Rivet for Nameplate		2/1-36	2	304SS, Ø3 x 5mm	96022882		No
77a	Pump Head Cover for Back-to-Back, Tandem Seal		2/1-36	1	Cast Stainless	96456293		No
77a	Pump Head Cover for Cool Top® (option)		2/1-36	1	Cast Stainless	96456294		No
79	Disc / Plate for Cool Top®		2/1-36	1	Stainless	96456296		No
90	Main Support Baseplate	56C/182TC	2/1-10	1		96956336		YES
		213TC	18	1	BP.Cpl.148, L=1219mm x W=381mm x H=107.9mm	96956346		YES
	Main Support Baseplate - Longer versions	182TC	11-16	1	XLBP1 (139), L=1500mm x W=305mm x H=106.5mm	96956376		YES
		213TC	20-24	1	XLBP2(148), L=1777.8mm x W=381mm x H=107.9mm	96956377		YES
90a	Bolt for motor to slider Pos. 90b	56C	2/1-6	4	Hex Head 5/16 -18 UNC x .75" SAE 5, Zinc plated			YES
		182TC	7-16	4	Hex Head 3/8 -16 UNC x .5" SAE 5, Zinc plated			YES
		213TC	18-24	4	Hex Head 3/8 -16 UNC x 5/8" SAE 5, Zinc plated			YES
90b	Motor support /slide rail	56C	2/1-6	2	GA, BP139, L=204mm x H=45.5mm x W=25.4mm	96956339		YES
		182TC	7-16	2	GA, BP139, L=230mm x H=23.0mm x W=25.4mm	96956338		YES
		213TC	18-24	2	GA, BP148, L=252mm x H=20mm x W=25.4mm	96956347		YES
90c	Support Bracket for Pump Cartridge		2/1-36	1	304 SS, H=74mm CL of hole, GA	95131235		No
90d	Bolt for motor slide rail Pos. 90b to base Pos. 90	56C	2/1-6	4	Hex Head 1/4 -20 UNC x 1" SAE 5, Zinc plated			YES
		182/213TC	7-24	4	Hex Head 1/4 -20 UNC x 1.75" SAE 5, Zinc plated			YES
90f	Washer for motor bolt Pos. 90a to slide rail Pos. 90b	56C	2/1-6	4	5/16" SAE, Zinc plated			YES
		182/213TC	7-24	4	3/8" SAE, Zinc plated			YES
100	Priming/Vent Plug O-ring		2/1-36	■	EPDM, Ø16.3 x 2.4mm	00ID1288		YES
			2/1-36	■	FKM, Ø16.3 x 2.4mm	00ID2231		YES
100(a)	Priming/Vent Plug O-ring (option)		2/1-36	■	FFKM, Ø16.3 x 2.4mm	96428162		YES
			2/1-36	■	FXM, Ø16.3 x 2.4mm	96442869		YES
102	O-ring for Pos. 105b Back-to-Back		2/1-36	1	EPDM, Ø18 x 2.5mm	00ID2041		YES
			2/1-36	1	FKM, Ø17.86 x 2.62mm	00ID2187		YES

Due to part changes over time, all position numbers (1-203) may not be used.

This column indicates which model uses the spare part. If blank, the part is used in all models.

B.O.M. Ref. Number is only available if it is not included in a kit or does not have a material number listed. If it is included in a kit (YES), or has a material number, request one of these numbers. If not included in a kit (No), but has a Material Number, use Material Number.

Parts List & Kits CR5-H

Pos. No.	Part Description	Model	Stages	No. Used	Comments/Dimensions	B.O.M. Ref. No.	Material No.	Included in kits ?
102	O-ring for Pos. 105b Back-to-Back (option)		2/1-36	1	FFKM, ϕ 17.86 x 2.62mm	96440281		YES
103	Stationary Seal Ring for 105b Back-to-Back		2/1-36	1	FXM, ϕ 17.86 x 2.62mm	96472584		No
			2/1-36	1	TC, 12mm	980190		YES
104	Stationary Seal Ring for 105b Back-to-Back (option)		2/1-36	1	SiC, 12mm	980746		YES
			2/1-36	1	TC, 12mm	980163		YES
			2/1-36	1	SiC, 12mm	980733		YES
105(b)	Shaft Seal HQBE		2/1-36	***	SiC, Carbon with resin-impregnated, EPDM	96441879		YES
	Shaft Seal HQBV		2/1-36	***	SiC, Carbon with resin-impregnated, FKM	96441880		YES
	Shaft Seal HQBK (option)		2/1-36	***	SiC, Carbon with resin-impregnated, FFKM	96489537		YES
	Shaft Seal HQQE		2/1-36	***	SiC, SiC, EPDM	96441877		YES
	Shaft Seal HQQV		2/1-36	***	SiC, SiC, FKM	96441878		YES
	Shaft Seal HQQF (option)		2/1-36	***	SiC, SiC, FXM	96472620		YES
	Shaft Seal HQQK (option)		2/1-36	***	SiC, SiC, FFKM	96464381		YES
	Shaft Seal HUBE		2/1-36	***	TC, Carbon with resin-impregnated, EPDM	96441873		YES
	Shaft Seal HUBV		2/1-36	***	TC, Carbon with resin-impregnated, FKM	96441874		YES
	Shaft Seal HUBF (option)		2/1-36	***	TC, Carbon with resin-impregnated, FXM	96481464		YES
	Shaft Seal HUBK (option)		2/1-36	***	TC, Carbon with resin-impregnated, FFKM	96481463		YES
	Shaft Seal HUUE		2/1-36	***	TC, TC, EPDM	96441875		YES
	Shaft Seal HUUV		2/1-36	***	TC, TC, FKM	96441876		YES
	Shaft Seal HUUF (option)		2/1-36	***	TC, TC, FXM	96475542		YES
Shaft Seal HUUK (option)		2/1-36	***	TC, TC, FFKM	96467885		YES	
105b	Shaft Seal/inboard for Back-to-Back OQQE		2/1-36	1	SiC, SiC, EPDM	985200		YES
	Shaft Seal/inboard for Back-to-Back OQQV		2/1-36	1	SiC, SiC, FKM	985760		YES
	Shaft Seal/inboard for Back-to-Back OUUE		2/1-36	1	TC, TC, EPDM	985189	405145	YES
	Shaft Seal/inboard for Back-to-Back OUUV		2/1-36	1	TC, TC, FKM	985190	405145	YES
107	O-ring for Pos. 105b Back-to-Back		2/1-36	1	EPDM, ϕ 11.5 x 4.3mm	00ID2040		YES
			2/1-36	1	FKM, ϕ 11.5 x 4.3mm	00ID2186		YES
			2/1-36	1	FFKM, ϕ 11.5 x 4.3mm	96440282		YES
			2/1-36	1	FXM, ϕ 11.5 x 3.18mm	96472618		No
108	Spring for Pos. 105b Back-to-Back		2/1-36	1	12mm	980195		YES
109(a)	O-ring for Shaft Seal Pos. 105		2/1-36	1	EPDM, ϕ 21.3 x 3.0mm	00ID1798		YES
			2/1-36	1	FKM, ϕ 21.2 x 3.0mm	00ID2339		YES
109b	O-ring for Shaft Seal Pos. 105 (option)		2/1-36	1	FFKM, ϕ 23.47 x 2.62mm	96464384		YES
			2/1-36	1	FXM, ϕ 22 x 2.75mm	96458111		YES
111	Seal Driver (small) for Pos. 105b Back-to-Back		2/1-36	1		980192		YES
112	Seal Driver (large) for Pos. 105b Back-to-Back		2/1-36	1		980191		YES
112a	Seal Drv threaded for 112, Pos. 105b Back-to-Back		2/1-36	1		400203		YES
113	Set Screw for 112a, for Pos. 105b Back-to-Back		2/1-36	1	3mm x M5 x 6mm	00ID7392		YES
117	Air Vent Pipe for 118		2/1-36	1	G1/2, 316SS, 60 x 43mm	96525189		YES
117a	Counter Nut for Pipe 117		2/1-36	1	NV24, internal G1/2, 316SS	96506709		YES
118	Air Vent		2/1-36	1	Air vent type 1511-AV - 5/6430	96427483		YES
146	Allen Bolt for 147/148, for Pos. 105b Back-to-Back		2/1-36	1	2.5mm x M3 x 5mm	96462639		YES
147	Stationary Seal Retainer - Pos. 105b Back-to-Back		2/1-36	1	NV36, 316SS	96457354		YES
148	Seal Retainer Washer - Pos. 105b Back-to-Back		2/1-36	1	316SS, ϕ 36.0 x ϕ 26.0 x ϕ 23.0 x ϕ 21.6 x 5.0mm	96457355		YES
149	Connecting Pipe Complete for Cool Top [®]		2/1-36	1	NV36, 316SS, FXM & EPDM	96460414		YES
			2/1-36	1	NV36, 316SS, FXM & FKM	96460415		YES
			2/1-36	1	316SS, ϕ 22.0 x ϕ 17.0 x 9mm	96457639		YES
149a	Retainer for bushing		2/1-36	1	316SS, ϕ 22.0 x ϕ 17.0 x 9mm	96457639		YES
149b	Bushing		2/1-36	1	Graflon [®] , ϕ 21.2 x ϕ 12.4 x 53mm	96456297		YES
149c	Connecting Pipe less 109a&b and 149a&b		2/1-36	1	NV36, 316SS	96456295		YES
201	Flange, Suction		2/1-15	1	1.5" 150#, 4 x 1/2"-13 UNC threaded flange, e-coat	96922828		No
			2/1-36	1	1.5" 300#, 4 x 3/4"-10 UNC threaded flange, e-coat	96956145		No
201a	Flange, Discharge		2/1-15	1	1" 150#, 4 x 1/2"-13 UNC threaded flange, e-coat	96922827		No
			2/1-36	1	1" 300#, 4 x 5/8"-11 UNC threaded flange, e-coat	96956144		No
203	Retaining ring for 201, 1.5" flange		2/1-36	1	Stainless, ϕ 72.6 x 5	96475395		No
203a	Retaining ring for 201a, 1.0" flange		2/1-36	1	Stainless, ϕ 53.6 x 3.2	96439718		No

Due to part changes over time, all position numbers (1-203) may not be used.

This column indicates which model uses the spare part. If blank, the part is used in all models.

B.O.M. Ref. Number is only available if it is not included in a kit or does not have a material number listed. If it is included in a kit (YES), or has a material number, request one of these numbers. If not included in a kit (No), but has a Material Number, use Material Number.

Notes:

The first number is total number of impellers. An exceptions to this format is the CR5-1H and Low NPSH models.

Examples: a CR5-1H is actually a CR5-2/1H, it has 2 chambers and 1 impeller (de-staged by 1) - it uses a 2 stage shaft.

Example: a Low NPSH CR5-3H is actually a CR5-3/2H, it has 3 chambers and 2 impellers (de-staged by 1) - it uses a 3 stage shaft.

^^^ 2 to 7 stage = # of Stages less 2
 8 to 12 stage = # of stages less 3
 13 to 16 stage = # of stages less 4
 18 to 22 stage = # of stages less 5
 24 to 26 stage = # of stages less 6
 29 to 32 stage = # of stages less 7
 36 stage = # of stages less 8
 Exceptions to the above: Low NPSH model less 1 additional.
 When de-staging by 2 impellers, replace top chamber Pos. 4 with Pos. 5a

^^^^ 2 to 7 stage = use 1
 8 to 12 stage = use 2
 13 to 16 stage = use 3
 18 to 22 stage = use 4
 24 to 26 stage = use 5
 29 to 32 stage = use 6
 36 stage = use 7

^^^^^ 1 used only in pumps with the following amount of stages
 2, 4, 6, 8, 10, 12, 14, 16, 20, 22, & 24.

* Standard use 1. Back-to-Back or Tandem pump version use 3

** Standard use 1. Back-to-Back or Tandem pump version use 3

*** 1 used in Hxxx (Standard), 2 used in Pxxx (Tandem) pump version

⊖ Standard use 1. CR(I,N)5-2/1 replace with Pos. 69a

stgs Use the number of stages in standard models, less one in de-staged and Low NPSH models.

◆◆ Standard use 2. Back-to-Back or Tandem pump version use 3

■ Standard use 2. Back-to-Back or Tandem pump version use 6

1* Standard use 1. When de-staging pump by 2 impellers, replace top chamber Pos. 4 with an additional Pos. 5a

Keys to Symbols:

KITS	Recommended spare part
∅	Diameter
ANSI	American National Standards Institute
CPL	Complete Assembly – these parts consist of more than one component
EPDM	Ethylene Propylene (also known as EPR and EPT) – an elastic substance similar to rubber
FFKM	Kalrez Elastomer made by DuPont
FKM	Fluoro Elastomer (generic for Viton)
FXM	Fluoraz Elastomer made by Greene Tweed
M	International standard thread size designation (thread diameter in mm)
mm	Millimeter
MG	Identifies Grundfos motor type/size
N	Stainless
NBR	Buna - N (also known as Nitrile) – an elastic substance similar to rubber
NEMA	National Electrical Manufacturers Association
PTFE	Teflon
SiC	Silicon Carbide
TC	Tungsten Carbide
UNC	Unified National Coarse – a standard for threads on bolts

Spare Part Kits CR5-H

Spare Part Kits

Since certain pump parts can be expected to exhibit wear at the same time as related pump parts, they have been grouped into the following kits for your convenience. The numbers indicate the quantity of the part within each kit. Please order these kits using the kit material number at the top of the columns.

CR(I, N)5 SiC Bearing									
WEAR PARTS KIT 2-7									
WEAR PARTS KIT 8-12									
WEAR PARTS KIT 13-16									
WEAR PARTS KIT 17-22									
WEAR PARTS KIT 23-26									
WEAR PARTS KIT 27-36									
Pos. No.	Description	Material No.	Qty. Included in each Kit						
4a	Chamber N Cpl. w/Pos.45 & 65 & SiC Bearing	96437645	1	2	3	4	5	6	
39	Gasket for Oval Flange, 95 x 55 x ø35 x 2mm	400189	2	2	2	2	2	2	
45	Neck Ring, ø50.45 x ø35 x .7mm, PTFE	96436720	6	10	13	18	21	30	
47a	Bearing Ring/Spacer, SiC 150, 13mm	96437488	1	2	3	4	5	6	
64a	Spacing Pipe, ø15.85 x ø12.85 x 13.0mm	96443611	1	2	3	4	5	6	
64c	Clamp, Splined, ø15 x ø13.10 x ø10.9 x 13mm	96439668	1	1	1	1	1	1	
65	Neck Ring Retainer, N, ø52.5 x ø36.7 x 5.3mm	96436722	6	10	13	18	21	30	
66	Lock Washer Set of 2, ø13.5 x ø8.2 x 2.6mm	96417297	1	1	1	1	1	1	
67	Lock Nut, 13mm x M8	00ID2061	1	1	1	1	1	1	

CR(I, N)5 Grafion Bearing									
WEAR PARTS KIT 2-7									
WEAR PARTS KIT 8-12									
WEAR PARTS KIT 13-16									
WEAR PARTS KIT 17-22									
WEAR PARTS KIT 23-26									
WEAR PARTS KIT 27-36									
Pos. No.	Description	Material No.	Qty. Included in each Kit						
4a	Chamber N Cpl. w/Pos.45 & 65 & Grafion Brg.	96440619	1	2	3	4	5	6	
39	Gasket for Oval Flange, 95 x 55 x ø35 x 2mm	400189	2	2	2	2	2	2	
45	Neck Ring, ø50.45 x ø35 x .7mm, PTFE	96436720	6	10	13	18	21	30	
47a	Bearing Ring/Spacer, TC, 11.0mm	410121	1	2	3	4	5	6	
64a	Spacing Pipe, ø15.85 x ø12.85 x 15.0mm	00410142	1	2	3	4	5	6	
64c	Clamp, Splined, ø15 x ø13.10 x ø10.9 x 13mm	96439668	1	1	1	1	1	1	
65	Neck Ring Retainer, N, ø52.5 x ø36.7 x 5.3mm	96436722	6	10	13	18	21	30	
66	Lock Washer Set of 2, ø13.5 x ø8.2 x 2.6mm	96417297	1	1	1	1	1	1	
67	Lock Nut, 13mm x M8	00ID2061	1	1	1	1	1	1	

CR(I)5 Bronze Bearing									
WEAR PARTS KIT 2-7									
WEAR PARTS KIT 8-12									
WEAR PARTS KIT 13-16									
WEAR PARTS KIT 17-22									
WEAR PARTS KIT 23-26									
WEAR PARTS KIT 27-36									
Pos. No.	Description	Material No.	Qty. Included in each Kit						
4a	Chamber N Cpl. w/Pos.45 & 65 & Bronze Brg.	96440616	1	2	3	4	5	6	
39	Gasket for Oval Flange, 95 x 55 x ø35 x 2mm	400189	2	2	2	2	2	2	
45	Neck Ring, ø50.45 x ø35 x .7mm, PTFE	96436720	6	10	13	18	21	30	
47a	Bearing Ring/Spacer, TC, 11.0mm	410121	1	2	3	4	5	6	
64a	Spacing Pipe, ø15.85 x ø12.85 x 15.0mm	00410142	1	2	3	4	5	6	
64c	Clamp, Splined, ø15 x ø13.10 x ø10.9 x 13mm	96439668	1	1	1	1	1	1	
65	Neck Ring Retainer, N, ø52.5 x ø36.7 x 5.3mm	96436722	6	10	13	18	21	30	
66	Lock Washer Set of 2, ø13.5 x ø8.2 x 2.6mm	96417297	1	1	1	1	1	1	
67	Lock Nut, 13mm x M8	00ID2061	1	1	1	1	1	1	

STANDARD SHAFT SEAL KIT, BALANCED CARTRIDGE									
(Maximum allowed working PSI is 435)									
(Tandem Seal option Pumps require 2 of each Seal Kit)									
WEAR PARTS KIT 2-7									
WEAR PARTS KIT 8-12									
WEAR PARTS KIT 13-16									
WEAR PARTS KIT 17-22									
WEAR PARTS KIT 23-26									
WEAR PARTS KIT 27-36									
Pos. No.	Description	Material No.	Qty. Included in each Kit						
105	HQBE	96441879	1						
	HQBK	96489537		1					
	HQBV	96441880			1				
	HQQE	96441877				1			
	HQQF	96472620					1		
	HQQK	96498109						1	
	HQQV	96441878							1
N/A	Grinding Device Tool for Emery Cloth	370711	1	1	1	1	1	1	1
N/A	Emery Cloth	370712	1	1	1	1	1	1	1

STACK KITS	
Model	Material No.
CR(I)5-2	96453575
CR(I)5-3	96453576
CR(I)5-4	96453577
CR(I)5-5	96453578
CR(I)5-6	96453579
CR(I)5-7	96453580
CR(I)5-8	96453581
CR(I)5-9	96453582
CR(I)5-10	96453583
CR(I)5-11	96453584
CR(I)5-12	96453585
CR(I)5-13	96453586
CR(I)5-14	96453587
CR(I)5-15	96453588
CR(I)5-16	96453589
CR(I)5-17	96453590
CR(I)5-18	96453591
CR(I)5-19	96453592
CR(I)5-20	96453593
CR(I)5-21	96453594
CR(I)5-22	96453595
CR(I)5-23	96453596
CR(I)5-24	96453597

***For 4 pole & 50 Hz operation only.

Spare Part Kits (continued)

OPTIONAL SHAFT SEAL KIT, BALANCED CARTRIDGE (Maximum allowed working PSI is 435) (Tandem Seal option Pumps require 2 of each Seal Kit)		Kit No.	96455082							
		Kit No.	96533323							
		Kit No.	96533322							
		Kit No.	96455083							
		Kit No.	96455084							
		Kit No.	96533325							
		Kit No.	96533324							
		Kit No.	96455085							
Pos. No.	Description	Material No.	Qty. Included in each Kit							
105	HUBE	96441873	1							
	HUBF	96481464		1						
	HUBK	96481463			1					
	HUBV	96441874				1				
	HUUE	96441875					1			
	HUUF	96475542						1		
	HUUK	96498108							1	
	HUUV	96441876								1
N/A	Grinding Device Tool for Emery Cloth	370711	1	1	1	1	1	1	1	1
N/A	Emery Cloth	370712	1	1	1	1	1	1	1	1

INBOARD SHAFT SEAL & Gasket KIT, Back to Back OQQE		Kit No.	96533360							
INBOARD SHAFT SEAL & Gasket KIT, Back to Back OQQV		Kit No.	96533361							
INBOARD SHAFT SEAL & Gasket KIT, Back to Back OQQW		Kit No.	96989183							
INBOARD SHAFT SEAL & Gasket KIT, Back to Back OQQK		Kit No.	96536168							
INBOARD SHAFT SEAL & Gasket KIT, Back to Back OQUE/V		Kit No.	405145							
(An HQQx or HUUx seal kit must also be used for respectively to complete seal repairs)										
Pos. No.	Description	Material No.	Qty. Included in each Kit							
37	Sleeve O-ring, EPDM, ϕ 137.5 x 3.3mm	96438743	3							
	Sleeve O-ring, FKM, ϕ 137.5 x 3.3mm	96438744		3						
38, 100(a)	Drain Plug O-ring, EPDM, ϕ 16.3 x 2.4mm	00ID1288	7							
	Drain Plug O-ring, FKM, ϕ 16.3 x 2.4mm	00ID2231		7						
102	O-ring, EPDM, ϕ 18 x 2.5mm	00ID2041	1						1	
	O-ring, FKM, ϕ 17.86 x 2.62mm	00ID2187		1	1				1	
103	O-ring, FFKM, ϕ 17.86 x 2.62mm	96440281				1				
	Stationary Seal Ring, SiC, 12mm	980746	1							
104	Stationary Seal Ring, TC, 12mm	980190							1	
	Rotating Seal Ring, SiC, 12mm	980733	1	1	1	1	1			
107	Rotating Seal Ring, TC, 12mm	989163							1	
	O-ring, EPDM, ϕ 11.5 x 4.3mm	00ID2040	1						1	
108	O-ring, FKM, ϕ 11.5 x 4.3mm	00ID2186		1	1	1	1		1	
	O-ring, FFKM, ϕ 11.5 x 4.3mm	96440282				1				
109a	Spring, 12mm	980195	1	1	1	1	1		1	
	O-ring, EPDM, ϕ 21.3 x 3.0mm	00ID1798	1							
111	O-ring, FKM, ϕ 21.2 x 3.0mm	00ID2339		1	1					
	O-ring, FFKM, ϕ 23.47 x 2.62mm	96464384				1				
112	Driver for pos.104	980192	1	1	1	1	1		1	
	Driver for pos.111	980191	1	1	1	1	1		1	
112a	Driver for pos.112	400203	1	1	1	1	1			
	Set Screw for pos.112a	00ID7392	2	2	2	2	2			
146	Allen Bolt for pos.147 & 148, 2.5mm x M3 x 5mm	96462639	3	3	3	3	3			
	Stationary Seal Retainer - NV36, 316SS	96457354				1	1		1	
148	Seal Retainer Washer -316SS, ϕ 36.0 x ϕ 21.6 x 5.0mm	96457355				1	1		1	
	Grinding Device Tool for Emery Cloth	370711							1	
N/A	Emery Cloth	370712							1	

GASKET KIT (EPDM)		Kit No.	96455090							
GASKET KIT (FKM)		Kit No.	96455091							
GASKET KIT (FXM)		Kit No.	96463944							
GASKET KIT (FFKM)		Kit No.	96533328							
GASKET KIT (EPDM)-Double Seal option.		Kit No.	96533362							
GASKET KIT (FKM)-Double Seal option.		Kit No.	96533363							
GASKET KIT (FFKM)-Double Seal option.		Kit No.	96533364							
GASKET KIT (FXM, & EPDM)-Cool-Top option		Kit No.	96533329							
Pos. No.	Description	Material No.	Qty. Included in each Kit							
37	Sleeve O-ring, EPDM, ϕ 137.5 x 3.3mm	96438743	2				3			1
	Sleeve O-ring, FKM, ϕ 137.5 x 3.3mm	96438744		2				3		
37b	Sleeve O-ring, FXM, ϕ 137.5 x 3.3mm	96458109			2					2
	Sleeve O-ring, FFKM, ϕ 136.12 x 3.53mm	96466718				2			3	
38, 100(a)	Drain Plug O-ring, EPDM, ϕ 16.3 x 2.4mm	00ID1288	3				7			4
	Drain Plug O-ring, FKM, ϕ 16.3 x 2.4mm	00ID2231		3				7		
38, 100a	Drain Plug O-ring, FXM, ϕ 16.3 x 2.4mm	96442869			3					3
	Drain Plug O-ring, FFKM, ϕ 16.3 x 2.4mm	96428162				3			7	
109(a)	O-ring for Pos.105(b) & 149, EPDM, ϕ 21.3 x 3.0mm	00ID1798	1				1			
	O-ring for Pos.105(b) & 149, FKM, ϕ 21.2 x 3.0mm	00ID2339		1				1		
109b	O-ring for Pos.105(b) & 149, FXM, ϕ 22.0 x 2.75mm	96458111			1					2
	O-ring for Pos.105(b) & 149, FFKM, ϕ 23.47 x 2.62mm	96464384				1			2	

NEMA COUPLING KIT		Kit No.	415314							
ϕ 15.8/ ϕ 12		Kit No.	97919247							
ϕ 22.225/ ϕ 12		Kit No.	415315							
ϕ 28.5/ ϕ 12		Kit No.	96478700							
ϕ 34.9/ ϕ 12		Kit No.								
Pos. No.	Description	Material No.	Qty. Included in each Kit							
9	Allen Screw, M6 x 20mm, Delta Seal	00ID7899	4	4						
	Allen Screw, M8 x 25mm, Delta Seal	00ID7900					4			
	Allen Screw, M10 x 25mm, Delta Seal	00ID7901								
10	Shaft Pin, ϕ 5 x 26mm, Stainless	310192	1	1				1	1	
	Coupling Half, 56C, 1/3 - 2HP, ϕ 15.8 / ϕ 12	410108	2							
10a	Coupling Half, 143/5TC, 1/3 - 3HP, ϕ 22.225 / ϕ 12	97851501		2				2		
	Coupling Half, 182/184TC, 3-5HP, ϕ 28.5/ ϕ 12	410109						2		
	Coupling Half, 213TC, 7.5-10HP, ϕ 34.9/ ϕ 12	96472175							2	

Spare Part Kits • Accessories CR5-H

Spare Part Kits (continued)

COUPLING GUARD KIT		Kit No. 96505131	
NEMA 56C, 1/3-2HP		Kit No. 96505132	
NEMA 182-215TC, 3 -10HP		Kit No. 96505132	
Pos. No.	Description	Material No.	Qty. Included in each Kit
7	Coupling Guard, W=127mm x H=90.5mm	96438137	2
	Coupling Guard, W=157mm x H=171mm	96438138	2
7a	Screw comb.slot torx/straight slot 4 x 8mm	96488481	4

Air Vent Kit - Horizontal Units		Kit No. 91136720	
CR-H, CRN-H15 to 20		Kit No. 91136720	
Pos. No.	Description	Material No.	Qty. Included in each Kit
117	Air Vent Pipe, short for 118, G1/2 , 60x43	96525189	1
117a	Counter Nut for Pipe 117, G1/2	96506709	2
118	Air vent type 1511-AV - 5/6430	96427483	1

Connecting Pipe for Cool Top		Kit No. 96578704	
(EPDM, FKM & FXM)		Kit No. 96578704	
Pos. No.	Description	Material No.	Qty. Included in each Kit
109a	O-ring for Pos.105(b) &149, EPDM, Ø21.3 x 3.0mm	00ID1798	1
	O-ring for Pos.105(b) &149, FKM, Ø21.2 x 3.0mm	00ID2339	1
109b	O-ring for Pos.105(b) &149, FXM, Ø22.0 x 2.75mm	96458111	1
149a	Retainer for bushing, 316SS, ø22.0 x ø17.0 x 9mm	96457639	1
149b	Bushing, Graflon®, ø21.2 x ø12.4 x 53mm	96456297	1
149c	Connecting pipe, NV36, 316SS	96456295	1

Accessories

ANSI COMPANION FLANGES FOR CR-H, CRN-H15 to 20		Kit No. 97642565	
1-1/2" and 1" Threaded CI Black for GA 125 Lb. Class		Kit No. 97642565	
Pos. No.	Description	Material No.	Qty. Included in each Kit
N/A	Hex Head Cap Screw/Bolt 1/2"-13X 2" UNC ZP	97743748	8
N/A	Flange ANSI #150 1.5" NPT. Cast Iron - Black	91123167	1
N/A	Flange ANSI #150 1" NPT. Cast Iron - Black	96983489	1
N/A	Gasket 1 1/2" Full Face 150 Lb. ANSI	91123168	1
N/A	Gasket 1" Full Face 150 Lb. ANSI	97692916	1

ANSI COMPANION FLANGES FOR CR-H, CRN-H15 to 20		Kit No. 96967594	
1-1/2" and 1" Threaded CI Black for GA 250 Lb. Class		Kit No. 96967594	
Pos. No.	Description	Material No.	Qty. Included in each Kit
N/A	Hex Head Cap Screw/Bolt 3/4"-10 X 2.5" UNC ZP	91137423	4
N/A	Hex Head Cap Screw/Bolt 5/8"-11 X 2.25" UNC ZP	91130816	4
N/A	Flange ANSI #300 1.5" NPT. Cast Iron - Black	96983494	1
N/A	Flange ANSI #300 1"NPT. Cast Iron - Black	96983493	1
N/A	Gasket 1 1/2" Full Face 300 Lb. ANSI	97694408	1
N/A	Gasket 1" Full Face 300 Lb. ANSI	97694407	1

ANSI COMPANION FLANGES FOR CR-H, CRN-H15 to 20		Kit No. 97698645	
1-1/2" and 1" Threaded Stainless, 150 Lb. Class		Kit No. 97698645	
Pos. No.	Description	Material No.	Qty. Included in each Kit
N/A	Hex Head Cap Screw/Bolt 1/2"-13X 2" 316SS	97743748	8
N/A	Flange ANSI #150 1.5" NPT 316SS	96983498	1
N/A	Flange ANSI #150 1" NPT 316SS	96983497	1
N/A	Gasket 1 1/2" Full Face 150 Lb. ANSI	97694409	1
N/A	Gasket 1" Full Face 150 Lb. ANSI	97692916	1

ANSI COMPANION FLANGES FOR CR-H, CRN-H15 to 20		Kit No. 97698646	
1-1/2" and 1" Threaded Stainless, 300 Lb. Class		Kit No. 97698646	
Pos. No.	Description	Material No.	Qty. Included in each Kit
N/A	Hex Head Cap Screw/Bolt 3/4"-10 X 2.5" 316SS	91143035	4
N/A	Hex Head Cap Screw/Bolt 5/8"-11 X 2.25" 316SS	91143029	4
N/A	Flange ANSI #300 1.5" NPT 316SS	96983496	1
N/A	Flange ANSI #300 1"NPT 316SS	96983495	1
N/A	Gasket 1 1/2" Full Face 300 Lb. ANSI	97694408	1
N/A	Gasket 1" Full Face 300 Lb. ANSI	97694407	1

Accessories *(continued)*

Baseplate Kit		Kit No.	97534517			
139	56C for GA	Kit No.	97534518			
182TC for GA		Kit No.	97534573			
XLBP1 56C for GA		Kit No.	97534574			
182TC for GA		Kit No.	97534574			
Pos. No.	Description	Material No.	Qty. Included in each Kit			
90	Baseplate Cpl. 139, L=991* x W=305* x H=106.5*	96956336	1	1		
	Baseplate Cpl. XLBP1, L=1500* x W=305* x H=106.5*	96956376			1	1
N/A	Slider & fastners for 56C(consists of slider & hardware)	96983855	1		1	
N/A	Slider & fastner for 182TC (consists of slider & hardware)	96983858		1		1
N/A	Hardware Kit -96983855/68/78(cont. pos.56f, g, 90a,d& f)**	97501470	1		1	
N/A	Hardware Kit -96983858 (cont. pos.56f & g, 90a, d & f)**	97501481		1		1
56f	Bolt, Hex Head 1/2 -13 UNC x 1" SAE 5, Zinc plated	N/A	2	2	2	2
56g	Washer, 1/2" SAE, Zinc plated	N/A	2	2	2	2
90a	Bolt, Hex Head 5/16 -18 UNC x .75" SAE 5, Zinc plated	N/A	4		4	
	Bolt, Hex Head 3/8 -16 UNC x .5" SAE 5, Zinc plated	N/A		4		4
90b	Slider, GA/B/C 56C/139BP, L=204* x H=45.5* x W=25.4*	96956339	2		2	
	Slider, GA/B/C 182TC/139 BP, L=230* x H=23* x W=25.4*	96956338		2		2
90d	Bolt, Hex Head 1/4 -20 UNC x 1" SAE 5, Zinc plated	N/A	4		4	
	Bolt, Hex Head 1/4 -20 UNC x 1.75" SAE 5, Zinc plated	N/A		4		4
90f	Washer, 5/16" SAE, Zinc plated	N/A	4		4	
	Washer, 3/8" SAE, Zinc plated	N/A		4		4

* Values in mm, Length (L) is +/- 2mm, Height (H) is +/- 1mm, Width (W). ** Hardware kits 97501470 and 81 are also available for sale.

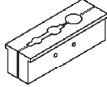
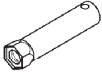
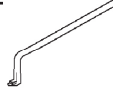

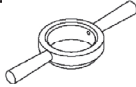

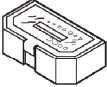

Baseplate Kit		Kit No.	97534520			
148	213TC for GA	Kit No.	97573875			
XLBP2 213TC for GA		Kit No.	97573875			
Pos. No.	Description	Material No.	Qty. Included in each Kit			
90	Baseplate Cpl. 148, L=1219* x W=381* x H=107.9*	96956346	1			
	Baseplate Cpl. XLBP2, L=1777.8* x W=381* x H=107.9*	96956377			1	
N/A	Slider & fastners for 213TC(consists of slider & hardware)	96983859	1		1	
N/A	Hardware Kit -96983859(consists of pos.56f, g, 90a,d& f)**	97501482	1		1	
56f	Bolt, Hex Head 1/2 -13 UNC x 1.25" SAE 5, Zinc plated	N/A	2	2		
56g	Washer, 1/2" SAE, Zinc plated	N/A	2	2		
90a	Bolt, Hex Head 3/8 -16 UNC x 5/8" SAE 5, Zinc plated	N/A	4	4		
90b	Slider, GA/B/C 213TC/148BP, L=252* x H=20* x W=25.4*	96956347	2	2		
90d	Bolt, Hex Head 1/4 -20 UNC x 1.75" SAE 5, Zinc plated	N/A	4	4		
90f	Washer, 3/8" SAE, Zinc plated	N/A	4	4		

* Values in mm, Length (L) is +/- 2mm, Height (H) is +/- 1mm, Width (W). ** Hardware kits 97501482 is also available for sale.

Spare Part Kits • Special Tools **CR5-H**

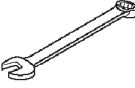

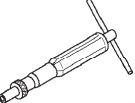




Special Tools

Tools not generally available from normal sources.

Mat. No.	Description and Use	
00SV0040	Shaft Holder for Dismantling/Assembly Used to hold and protect the shaft during dismantling and assembly.	
00SV2007	Tubular Box Spanner for Shaft Seal 36.1 mm Used to install and remove the shaft seal. Fits a 1/2" drive ratchet.	
00SV0239	Puller for Neck Ring Used to remove the Neck Ring from Chamber.	
00SV2014	Circlip Pliers for Flange Lock Ring Used to remove the Lock Ring for the Flange.	
00SV2066	Tool for Outer Sleeve Used to press sleeve into base. (optional)	
00SV2011	Bit Holder Used with Bits Kit, 1/4"	
00SV2010	Bits Kit NV 5 mm for M6, 1/4" NV 6 mm for M8, 1/4" NV 8 mm for M10, 1/4"	
00SV2012	Hexagon Socket Bit Used for Shaft Seal NV 2.5 mm for M5, 1/4"	

Standard Tools

In addition to being available from Grundfos, comparable tools can be purchased through normal sources.

Mat. No.	Description and Use	
00SV0083 00SV0055 00SV0056 00SV0054 00SV0122	Wrenches Used to tighten various nuts. NV 10 mm for M6 NV 13 mm for M8 NV 17 mm for M10 NV 19 mm for M12 NV 24 mm for M16	
00SV0292 00SV0269 00SV0400	Torque Wrench Used to torque various screws. 4-20 Nm, 9 x 12 20-100 Nm, 9 x 12 40-200 Nm, 14x18	
00SV0438	Torque Screwdriver Used to tighten various nuts. 1-6 Nm, 1/4"	
00SV0295	Ratchet Spanner for all Adapters 9 mm x 12 mm, 1/2"	
00SV0296 00SV0297 00SV0298	Socket Spanner with Inside Hex NV 5 mm for M6, 1/2" x 1/2" NV 6 mm for M8, 1/2" x 1/2" NV 8 mm for M10, 1/2" x 1/2"	
00SV0310 00SV0294 00SV0270 00SV0271 00SV0524	Ring Spanner NV 10 mm for M6 NV 13 mm for M8 NV 17 mm for M10 NV 19 mm for M12 NV 24 mm for M16	
00SV2013	Socket Spanner NV 13 mm for M8, 9 x 12	

be think innovate

Being responsible is our foundation
Thinking ahead makes it possible
Innovation is the essence



L-CR-SM-059 | 8/12
PRINTED IN USA

Subject to alterations.

GRUNDFOS Pumps Corporation
17100 W. 118th Terrace
Olathe, Kansas 66062
Phone: 913.227.3400
Fax: 913.227.3500
www.grundfos.com

GRUNDFOS Canada, Inc.
2941 Brighton Road
Oakville, Ontario L6H 6C9 Canada
Phone: 905.829.9533
Fax: 905.829.9512

Bombas GRUNDFOS de Mexico S.A. de C.V.
Boulevard TLC No. 15
Parque Industrial Stiva Aeropuerto
Apodaca, N.L. Mexico 66600
Phone: 52.81.8144.4000
Fax: 52.81.8144.4010

GRUNDFOS 