




# CRN1-H

## Parts List & Kits

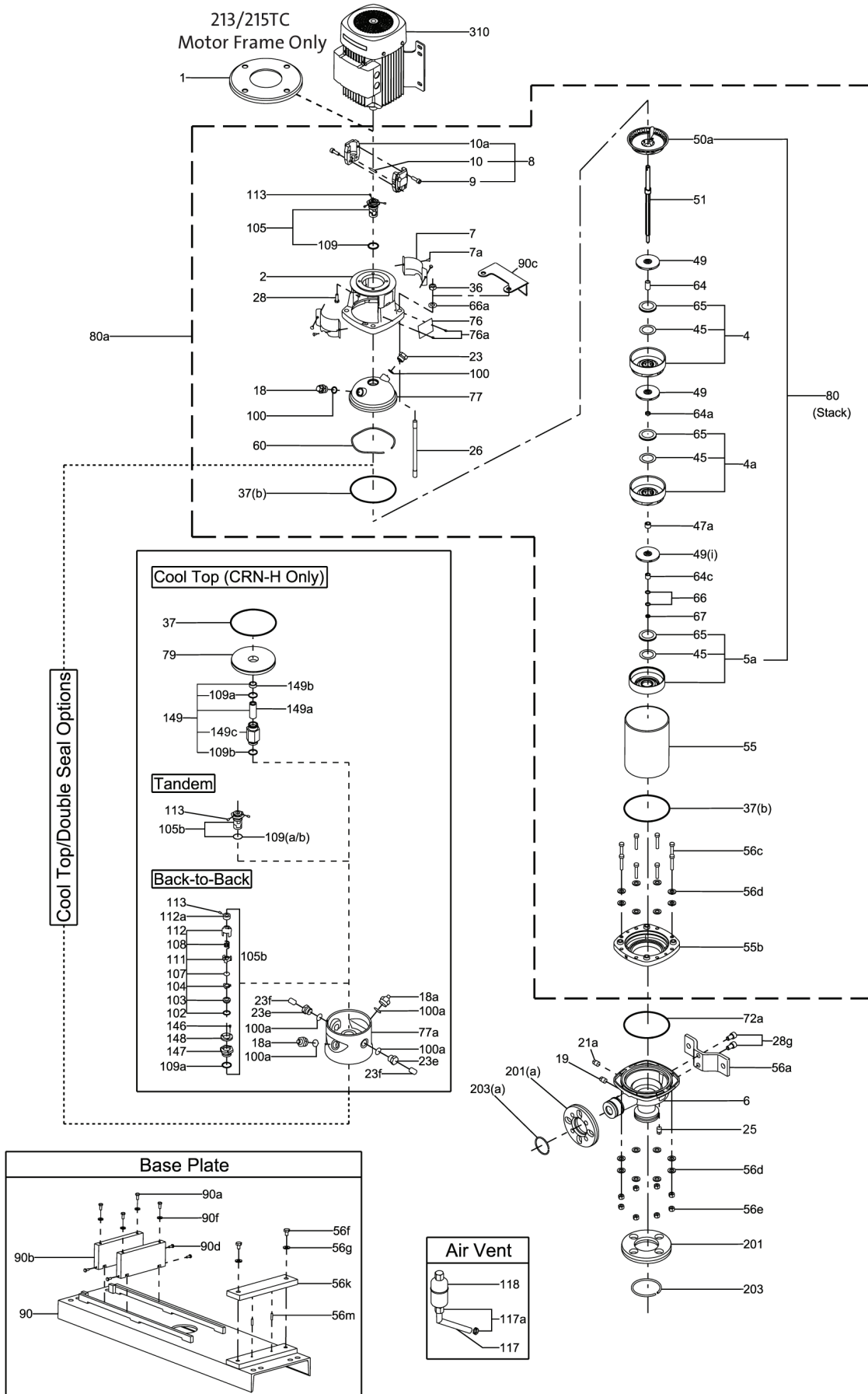
---

### Contents

Parts List  
Spare Part Kits  
Accessories  
Special Tools  
Standard Tools  
Tools for Torques



# Exploded View CRN1-H



# Parts List & Kits CRN1-H

Pos. No.	Part Description	Model	Stages	No. Used	Comments/Dimensions	B.O.M. Ref. No.	Material No.	Included in kits ?			
1	Adapter for Motor Stool			1	For NEMA, 213/215TC, 7.5 - 10HP	96476208		No			
2	Motor Stool - Cast Iron, without insert Pos. 77		3/2-17	1	NEMA, 56C, 1/3 - 2HP	96436510		No			
			19-27	1	NEMA, 182/184TC, 3 - 5HP Add Pos. 1, NEMA, 213TC, 7.5 - 10HP	96436511 96436511		No			
	Motor Stool - Stainless Option for GI - without Pos. 77		3/2-17	1	NEMA, 56C, 1/3 - 2HP	96497267		No			
			19-27	1	NEMA, 182/184TC, 3 - 5HP	96497271		No			
				1	Add Pos. 1, NEMA, 213TC, 7.5 - 10HP	96497271		No			
4	Chamber, Complete with Pos. 45 & 65		3/2-36	^^^	PTFE Pos. 45	96439481		No			
4a	Chamber Cpl. w/Pos. 45 & 65 & Bearing		3/2-36	^^^	PTFE Pos. 45, (97690021 is a qty. of 5)	96439482	97690021	No			
			3/2-36	^^^^	Silicon Carbide Bearing, PTFE Pos. 45	96439476		YES			
	Chamber Cpl. w/Pos. 45 & 65 & Brg. (option)		3/2-36	^^^^	Graflon Bearing, PTFE Pos. 45	96440615		YES			
5a	Chamber, Bottom Complete with Pos. 45 & 65		3/2-36	1*	PTFE Pos. 45	96439485	96588149	No			
6	Volute		3/2-36	1	GA, Stainless Steel	95922064		No			
7	Coupling Guard		3/2-17	2	NEMA-56C	96438137		No			
7a	Screw for Coupling Guard		19-27	2	NEMA, 182-215TC	96438138		No			
			3/2-36	4	Screw comb. slot torx/straight slot 4 x 8mm	96488481		No			
9	Allen Screw		3/2-17	4	M6 x 20mm, Delta Tone/Seal	00ID7899		YES			
			19-27	4	M8 x 25mm, Delta Tone/Seal	00ID7900		YES			
				4	M10 x 25mm, Delta Tone/Seal	00ID7901		YES			
10	Shaft Pin		3/2-36	1	ø5 x 26mm	310192		YES			
10a	Coupling Half		3/2-17	2	NEMA, 56C, 1/3 - 2HP, ø15.8 / ø12	410108		YES			
			3/2-17	1	NEMA, 143/5TC, 1/3-3HP, ø22.225 / ø12 (Mach)	97851501		YES			
			19-27	2	NEMA, 182/184TC, 3-5HP, ø28.5/ø12	410109		YES			
				2	NEMA, 213TC, 7.5-10HP, ø34.9/ø12	96472175		YES			
18(a)	Priming/Vent Plug		3/2-36	*	G 1/2A, NV24 with NV9 x M8 stem	405150	95061351	No			
19(a)	Pipe Plug		3/2-36	**	1/4" NPT,SS SQHD, with Loctite	91136507		No			
21a	Pipe Plug		3/2-36	**	1/4" NPT,SS SQHD, with Loctite	91136507		No			
23(c)	Plug		3/2-36	**	G 1/2A, Solid No port, NV24	370025	95061733	No			
23a, e	Plug (option)		3/2-36	**	G 1/2A, w/1/4" port, NV24	91120659		No			
23b, f	Pipe Plug for Pos. 23a, 23e		3/2-36	**	1/4" NPT,SS SQHD, with Loctite	91136507		No			
23d	Plug, Vented for Pos. 77a Cool Top® option only		3/2-36	2	G 1/2A, NV24, Vented	96510323		No			
25	Drain Plug		3/2-36	1	1/4" NPT,SS SQHD, with Loctite	91136507		No			
26	Staybolt		3/2-3	4	M12, ø10,7 x 69mm	97683238		No			
			4	4	M12, ø10,7 x 87mm	97683239		No			
			5	4	M12, ø10,7 x 106mm	97683241		No			
			6	4	M12, ø10,7 x 123mm	97683242		No			
			7	4	M12, ø10,7 x 141mm	97683243		No			
			8	4	M12, ø10,7 x 160mm	97683245		No			
			9	4	M12, ø10,7 x 177mm	97683246		No			
			10	4	M12, ø10,7 x 195mm	97683247		No			
			11	4	M12, ø10,7 x 214mm	97683250		No			
			12	4	M12, ø10,7 x 231mm	97683251		No			
			13	4	M12, ø10,7 x 249mm	97683252		No			
			15	4	M12, ø10,7 x 285mm	97683255		No			
			17	4	M12, ø10,7 x 322mm	97683258		No			
			19	4	M12, ø10,7 x 357mm	97683260		No			
			21	4	M12, ø10,7 x 393mm	97683262		No			
			23	4	M12, ø10,7 x 430mm	97683264		No			
			25	4	M12, ø10,7 x 465mm	97683266		No			
			27	4	M12, ø10,7 x 501mm	97683268		No			
						30	4	M12, ø10,7 x 555mm, 4 pole & 50 Hz.	97683271		No
						33	4	M12, ø10,7 x 609mm, 4 pole & 50 Hz.	97683273		No
						36	4	M12, ø10,7 x 663mm, 4 pole & 50 Hz.	97683274		No
				Staybolt (Cool Top®, Back-to-Back & Tandem Seal Option)		3/2-3	4	M12, ø10,7 x 177mm	97683246		No
						4	4	M12, ø10,7 x 195mm	97683247		No
5	4	M12, ø10,7 x 214mm				97683250		No			
6	4	M12, ø10,7 x 231mm				97683251		No			
7	4	M12, ø10,7 x 249mm				97683252		No			
8	4	M12, ø10,7 x 267mm				97683254		No			
9	4	M12, ø10,7 x 285mm				97683255		No			
10	4	M12, ø10,7 x 303mm				97683256		No			
11	4	M12, ø10,7 x 322mm				97683258		No			
12	4	M12, ø10,7 x 339mm				97683259		No			
13	4	M12, ø10,7 x 357mm				97683260		No			
15	4	M12, ø10,7 x 393mm				97683262		No			
17	4	M12, ø10,7 x 430mm				97683264		No			
19	4	M12, ø10,7 x 465mm	97683266		No						
21	4	M12, ø10,7 x 501mm	97683268		No						
23	4	M12, ø10,7 x 537mm	97683270		No						

Due to part changes over time, all position numbers (1-203) may not be used.

This column indicates which model uses the spare part. If blank, the part is used in all models.

B.O.M. Ref. Number is only available if it is not included in a kit or does not have a material number listed. If it is included in a kit (YES), or has a material number, request one of these numbers. If not included in a kit (No), but has a Material Number, use Material Number.

# Parts List & Kits CRN1-H

Pos. No.	Part Description	Model	Stages	No. Used	Comments/Dimensions	B.O.M. Ref. No.	Material No.	Included in kits ?			
<b>PARTS LIST</b>											
26	Staybolt (Cool Top®, Back-to-Back & Tandem Seal Option) (Continued)		25	4	M12, ø10,7 x 573mm	97683272		No			
			27	4	M12, ø10,7 x 609mm	97683273		No			
			30	4	M12, ø10,7 x 663mm, 4 pole & 50 Hz.	97683274		No			
			33	4	M12, ø10,7 x 717mm, 4 pole & 50 Hz.	97683275		No			
			36	4	M12, ø10,7 x 771mm, 4 pole & 50 Hz.	97683276		No			
28	Motor Bolt		3/2-17	4	NEMA, 56C, 1/3 - 2HP. UNC 3/8" x 25mm	00ID1839		No			
			19-27	4	NEMA, 182/184TC, 3 - 5HPUNC1/2" x 25mm	00ID1840		No			
				4	NEMA, 213TC, 7.5 -10HP. UNC 1/2" x 1.25"	91128631		No			
28g	Bolt for foot Pos. 56a		3/2-36	2	M12 x 1.75 x 20mm, 316SS, Delta Tone/Seal	97672732		No			
36	Staybolt Nut		3/2-36	4	19mm x M12, 316SS	00ID0876		No			
37	Sleeve O-ring		3/2-36	◆◆	EPDM, ø137.5 x 3.3mm	96438743		YES			
			3/2-36	◆◆	FKM, ø137.5 x 3.3mm	96438744		YES			
			3/2-36	◆◆	FKM, ø137.5 x 3.3mm	96458109		YES			
			3/2-36	◆◆	FFKM, ø136.12 x 3.53mm	96466718		YES			
37b	Sleeve O-ring (option)		3/2-36	◆◆	FFKM, ø136.12 x 3.53mm	96466718		YES			
45	Neck Ring		3/2-36	# stgs	ø41.3 x ø30.6 x .75mm, PTFE	400003		YES			
47a	Bearing Ring/Spacer Brg. Ring/Spacer (option for Grafion Pos. 4a)		3/2-36	^^^	SiC 150, ø17.37 x ø13.10 x ø10.9 x 13mm	96437488		YES			
			3/2-36	^^^	TC, ø15.92 x ø13.10 x ø10.9 x 9.7mm	400041		YES			
49	Impeller		3/2-36	# stgs	ø73.6 x ø30.6 x 9.1mm (back-plate .5mm)	96440326		No			
			3/2-36	# stgs	96547666 has a qty. of 24	96440326	96547666	No			
50a	Top Guide Vane Top Guide Vane Plate (option for destaging)		3-36	1		96457638		No			
			3/2	1		96478562		No			
51	Shaft, Complete		3/2-3	1	ø12 x 160.5mm	96439607	96588198	No			
			4	1	ø12 x 180.5mm	96440386	96588199	No			
			5	1	ø12 x 196.5mm	96440387	96588230	No			
			6	1	ø12 x 214.5mm	96440388		No			
			7	1	ø12 x 234.5mm	96440389	96588231	No			
			8	1	ø12 x 250.5mm	96440390		No			
			9	1	ø12 x 268.5mm	96440391		No			
			10	1	ø12 x 288.5mm	96440392		No			
			11	1	ø12 x 304.5mm	96440393		No			
			12	1	ø12 x 322.5mm	96440394	96588233	No			
			13	1	ø12 x 342.5mm	96440395	96588234	No			
			15	1	ø12 x 376.5mm	96440396	96588235	No			
			17	1	ø12 x 412.5mm	96440398		No			
			19	1	ø12 x 450.5mm	96440400		No			
			21	1	ø12 x 484.5mm	96440401	96588236	No			
			23	1	ø12 x 520.5mm	96440403		No			
			25	1	ø12 x 556.5mm	96440405	96588237	No			
			27	1	ø12 x 592.5mm	96440406		No			
			30	1	ø12 x 646.5mm, 4 pole & 50 Hz.	96440408		No			
			33	1	ø12 x 700.5mm, 4 pole & 50 Hz.	96440410		No			
			36	1	ø12 x 754.5mm, 4 pole & 50 Hz.	96440411	96588238	No			
			Shaft, Cpl. (Cool Top®, Back-to-Back & Tandem Seal option)			3/2-3	1	ø12 x 265.5mm	96457560		No
						4	1	ø12 x 285.5mm	96457561		No
						5	1	ø12 x 301.5mm	96457562		No
						6	1	ø12 x 319.5mm	96457563		No
						7	1	ø12 x 339.5mm	96457564		No
						8	1	ø12 x 355.5mm	96457565		No
						9	1	ø12 x 373.5mm	96457566		No
						10	1	ø12 x 393.5mm	96457567		No
						11	1	ø12 x 409.5mm	96457568		No
						12	1	ø12 x 427.5mm	96457569		No
						13	1	ø12 x 447.5mm	96457570		No
						15	1	ø12 x 481.5mm	96457571		No
						17	1	ø12 x 517.5mm	96457573		No
						19	1	ø12 x 555.5mm	96457575		No
						21	1	ø12 x 589.5mm	96457576		No
23	1	ø12 x 625.5mm				96457578		No			
25	1	ø12 x 661.5mm				96457580		No			
27	1	ø12 x 697.5mm				96457581		No			
30	1	ø12 x 751.5mm, 4 pole & 50 Hz.				96457583		No			
33	1	ø12 x 805.5mm, 4 pole & 50 Hz.				96457585		No			
36	1	ø12 x 859.5mm, 4 pole & 50 Hz.	96457586		No						
55	Outer Sleeve		3/2-3	1	ø138 x 44.6mm	96439996		No			
			4	1	ø138 x 62.6mm	96440025		No			
			5	1	ø138 x 80.6mm	96441528		No			
			6	1	ø138 x 98.6mm	96440014		No			
			7	1	ø138 x 116.6mm	96441529		No			
			8	1	ø138 x 134.6mm	96441531		No			

Due to part changes over time, all position numbers (1-203) may not be used.

This column indicates which model uses the spare part. If blank, the part is used in all models.

B.O.M. Ref. Number is only available if it is not included in a kit or does not have a material number listed. If it is included in a kit (YES), or has a material number, request one of these numbers. If not included in a kit (No), but has a Material Number, use Material Number.

# Parts List & Kits CRN1-H

Pos. No.	Part Description	Model	Stages	No. Used	Comments/Dimensions	B.O.M. Ref. No.	Material No.	Included in kits ?
----------	------------------	-------	--------	----------	---------------------	-----------------	--------------	--------------------

## PARTS LIST

55	Outer Sleeve <i>(Continued)</i>		9	1	ø138 x 152.6mm	96440015		No
			10	1	ø138 x 170.6mm	96441532		No
			11	1	ø138 x 188.6mm	96441534		No
			12	1	ø138 x 206.6mm	96440016		No
			13	1	ø138 x 224.6mm	96441535		No
			15	1	ø138 x 260.6mm	96440017		No
			17	1	ø138 x 296.6mm	96441538		No
			19	1	ø138 x 332.6mm	96441539		No
			21	1	ø138 x 368.6mm	96440019		No
			23	1	ø138 x 404.6mm	96441542		No
			25	1	ø138 x 440.6mm	96441543		No
			27	1	ø138 x 476.6mm	96440021		No
			30	1	ø138 x 530.6mm, 4 pole & 50 Hz.	96440022		No
			33	1	ø138 x 584.6mm, 4 pole & 50 Hz.	96440023		No
36	1	ø138 x 638.6mm, 4 pole & 50 Hz.	96439997		No			
55b	Sleeve flange		3/2-36	1	Cast stainless Din 1.4408 (316C16)	96834154		No
56a	Foot for Pos. 6 Cast Iron		3/2-36	1	H=43mm, W=196mm, ø16mm hole CL 152mm, Cl.	95922025		No
	Foot for Pos. 6 Stainless Steel option for GI		3/2-36	1	H=43mm, W=196mm, ø16mm hole CL 152mm, SS.	95922078		No
56b(d)	Washer for bolt Pos. 56c		3/2-36	16	M8, ø16 x ø8.4x 1.6mm, 316 SS	97672740		No
56c	Bolt for sleeve flange Pos. 55b		3/2-36	8	M8x1.25-6g x45mm, 316 SS, Delta Tone/Seal	97672731		No
56e	Nut for bolt Pos. 56c		3/2-36	8	M8, NV13 x1.25-6H 316 SS, DeltaTone/Seal	97672737		No
56f	Bolt for base Pos. 90	56C/182TC	3/2-36	2	Hex Hd.1/2 -13 UNC x 1" SAE 5, Zinc plated			YES
56g	Washer for bolt Pos. 56f		3/2-36	2	1/2" SAE, Zinc plated			YES
60	Stack Compression Spring		3/2-36	1	ø136 x 3.5mm	96439662		No
64	Spacing Pipe		2-36	^^^	ø15.85 x ø12.85 x 17.52mm	400035	95061339	No
64a	Spacing Pipe		3/2-36	^^^^	ø15.85 x ø12.85 x 4.5mm	96440292		YES
	Spacing Pipe (option for Graflon Pos. 4a)		3/2-36	^^^^	Use with TC Pos. 47a, ø15 x ø12.7 x 7.8mm	400016		YES
64c	Clamp, Splined		3/2-36	1	ø15 x ø13.10 x ø10.9 x 13mm	96439668		YES
65	Neck Ring Retainer		3/2-36	# stgs	ø43.5 x ø34.0 x 3.6mm	96438746		YES
66	Lock Washer Set for Shaft		3/2-36	1	ø13.5 x ø8.2 x 2.6mm	96417297		YES
66a	Washer for Staybolt		3/2-36	4	DIN 125A, 304SS, ø24 x ø13 x 2.5mm	00ID3103		No
67	Lock Nut for Shaft		3/2-36	1	13mm x M8	00ID2061		YES
69	Spacing Pipe		3/2	1	ø15.85 x 12.85 x 18.0mm	400125	95061443	No
72a	Sleeve Flange O-ring		3/2-36	1	EPDM, ø137.5 x 3.3mm	96438743	97683277	YES
			3/2-36	1	FKM, ø137.5 x 3.3mm	96438744	97683278	YES
			3/2-36	1	FXM, ø137.5 x 3.3mm	96458109	97683279	YES
			3/2-36	1	FFKM, ø136.12 x 3.53mm	96466718	97683280	YES
76	Nameplate		3/2-36	1	304SS, 60 x 45mm	96439820		No
76a	Rivet for Nameplate		3/2-36	2	304SS, ø3 x 5mm	96022882		No
77	Pump Head Cover for Motor Stool Pos. 2		3/2-36	1	Cast Stainless	96436340		No
77a	Pump Head Cover for Back-to-Back & Tand. Seal		3/2-36	1	Cast Stainless	96456293		No
77a	Pump Head Cover for Cool Top® (option)		3/2-36	1	Cast Stainless	96456294		No
79	Disc / Plate for Cool Top®		3/2-36	1	Stainless	96456296		No
90	Main Support Baseplate	GA	3/2-19	1	BP. Cpl.139, L=991mmxW=305mmxH=106.5mm	96956336		YES
	Main Support Baseplate - Longer versions	GA	21-27	1	XLBP1 (139), L=1500mmxW=381mmxH=106.5mm	96956376		YES
90a	Bolt for motor to slider Pos. 90b	56C	3/2-17	4	Hex Head 5/16-18 UNC x .75" SAE 5, Zinc plated			YES
		182TC	19-27	4	Hex Head 3/8 -16 UNC x .5" SAE 5, Zinc plated			YES
90b	Motor support /slide rail	56C	3/2-17	2	BP139, L=204mm x H=45.5mm x W=25.4mm	96956339		YES
		182TC	19-27	2	BP139, L=230mm x H=23.0mm x W=25.4mm	96956338		YES
90c	Support Bracket for Pump Cartridge		3/2-27	1	304 SS, H=74mm CL of hole, GA	95131235		No
90d	Bolt for motor slide rail Pos. 90b to base Pos. 90	56C	3/2-17	4	Hex Head 1/4-20 UNC x 1" SAE 5, Zinc plated			YES
		182TC	19-27	4	Hex Head 1/4-20 UNC x 1.75" SAE 5, Zinc plated			YES
90f	Washer for motor bolt Pos. 90a to slide rail Pos. 90b	56C	3/2-17	4	5/16" SAE, Zinc plated			YES
		182TC	19-27	4	3/8" SAE, Zinc plated			YES
100	Priming/Vent Plug O-ring		3/2-36	■	EPDM, ø16.3 x 2.4mm	00ID1288		YES
			3/2-36	■	FKM, ø16.3 x 2.4mm	00ID2231		YES
100(a)	Priming/Vent Plug O-ring (option)		3/2-36	■	FFKM, ø16.3 x 2.4mm	96428162		YES
			3/2-36	■	FXM, ø16.3 x 2.4mm	96442869		YES
102	O-ring for Pos. 105b Back-to-Back		3/2-36	1	EPDM, ø18 x 2.5mm	00ID2041		YES
			3/2-36	1	FKM, ø17.86 x 2.62mm	00ID2187		YES
			3/2-36	1	FFKM, ø17.86 x 2.62mm	96440281		No
			3/2-36	1	FXM, ø17.86 x 2.62mm	96472584		No
103	Stationary Seal Ring for Pos. 105b Back-to-Back		3/2-36	1	TC, 12mm	980190		No
			3/2-36	1	SiC, 12mm	980746		YES
104	Rotating Seal Ring for Pos. 105b Back-to-Back		3/2-36	1	TC, 12mm	980163		No
			3/2-36	1	SiC, 12mm	980733		YES

Due to part changes over time, all position numbers (1-203) may not be used.

This column indicates which model uses the spare part. If blank, the part is used in all models.

B.O.M. Ref. Number is only available if it is not included in a kit or does not have a material number listed. If it is included in a kit (YES), or has a material number, request one of these numbers. If not included in a kit (No), but has a Material Number, use Material Number.

# Parts List & Kits CRN1-H

Pos. No.	Part Description	Model	Stages	No. Used	Comments/Dimensions	B.O.M. Ref. No.	Material No.	Included in kits ?
<b>PARTS LIST</b>								
105(b)	Shaft Seal HQBE		3/2-36	***	SiC, Carbon with resin-impregnated, EPDM	96441879		YES
	Shaft Seal HQBV		3/2-36	***	SiC, Carbon with resin-impregnated, FKM	96441880		YES
	Shaft Seal HQBK (option)		3/2-36	***	SiC, Carbon with resin-impregnated, FFKM	96489537		YES
	Shaft Seal HQQE		3/2-36	***	SiC, SiC, EPDM	96441877		YES
	Shaft Seal HQQV		3/2-36	***	SiC, SiC, FKM	96441878		YES
	Shaft Seal HQQF (option)		3/2-36	***	SiC, SiC, FXM	96472620		YES
	Shaft Seal HQQK (option)		3/2-36	***	SiC, SiC, FFKM	96464381		YES
	Shaft Seal HUBE		3/2-36	***	TC, Carbon with resin-impregnated, EPDM	96441873		YES
	Shaft Seal HUBV		3/2-36	***	TC, Carbon with resin-impregnated, FKM	96441874		YES
	Shaft Seal HUBF (option)		3/2-36	***	TC, Carbon with resin-impregnated, FXM	96481464		YES
	Shaft Seal HUBK (option)		3/2-36	***	TC, Carbon with resin-impregnated, FFKM	96481463		YES
	Shaft Seal HUUE		3/2-36	***	TC, TC, EPDM	96441875		YES
	Shaft Seal HUUV		3/2-36	***	TC, TC, FKM	96441876		YES
	Shaft Seal HUUF (option)		3/2-36	***	TC, TC, FXM	96475542		YES
	Shaft Seal HUUK (option)		3/2-36	***	TC, TC, FFKM	96467885		YES
105b	Shaft Seal/inboard for Back-to-Back OQQE		3/2-36	1	SiC, SiC, EPDM	985200		YES
	Shaft Seal/inboard for Back-to-Back OQQV		3/2-36	1	SiC, SiC, FKM	985760		YES
	Shaft Seal/inboard for Back-to-Back OUUE		3/2-36	1	TC, TC, EPDM	985189	405145	YES
	Shaft Seal/inboard for Back-to-Back OUUV		3/2-36	1	TC, TC, FKM	985190	405145	YES
107	O-ring for Pos. 105b Back-to-Back		3/2-36	1	EPDM, $\phi 11.5 \times 4.3\text{mm}$	00ID2040		YES
			3/2-36	1	FKM, $\phi 11.5 \times 4.3\text{mm}$	00ID2186		YES
	O-ring for Pos. 105b Back-to-Back (option)		3/2-36	1	FFKM, $\phi 11.5 \times 4.3\text{mm}$	96440282		No
			3/2-36	1	FXM, $\phi 11.5 \times 3.18\text{mm}$	96472618		No
108	Spring for Pos. 105b Back-to-Back		3/2-36	1	12mm	980195		YES
109(a)	O-ring for Shaft Seal Pos. 105		3/2-36	1	EPDM, $\phi 21.3 \times 3.0\text{mm}$	00ID1798		YES
			3/2-36	1	FKM, $\phi 21.2 \times 3.0\text{mm}$	00ID2339		YES
109b	O-ring for Shaft Seal Pos. 105 (option)		3/2-36	1	FXM, $\phi 22 \times 2.75\text{mm}$	96458111		YES
			3/2-36	1	FFKM, $\phi 23.47 \times 2.62\text{mm}$	96464384		YES
111	Seal Driver (small) for Pos. 105b Back-to-Back		3/2-36	1		980192		YES
112	Seal Driver (large) for Pos. 105b Back-to-Back		3/2-36	1		980191		YES
112a	Seal Drv threaded for 112, Pos. 105b Back-to-Back		3/2-36	1		400203		YES
113	Set Screw for 112a, for Pos. 105b Back-to-Back		3/2-36	1	3mm x M5 x 6mm	00ID7392		YES
117	Air Vent Pipe for 118		3/2-36	1	G1/2, 316SS, 60 x 43mm	96525189		YES
117a	Counter Nut for Pipe 117		3/2-36	1	NV24, internal G1/2, 316SS	96506709		YES
118	Air Vent		3/2-36	1	Air vent type 1511-AV - 5/6430	96427483		YES
146	Allen Bolt for 147/148, for Pos. 105b Back-to-Back		3/2-36	1	2.5mm x M3 x 5mm	96462639		YES
147	Stationary Seal Retainer - Pos. 105b Back-to-Back		3/2-36	1	NV36, 316SS	96457354		No
148	Seal Retainer Washer - Pos. 105b Back-to-Back		3/2-36	1	316SS, $\phi 36.0 \times \phi 21.6 \times 5.0\text{mm}$	96457355		No
149	Connecting Pipe for Cool Top®		3/2-36	1	NV36, 316SS, FXM & EPDM	96460414		No
			3/2-36	1	NV36, 316SS, FXM & FKM	96460415		No
149a	Retainer for bushing		3/2-36	1	316SS, $\phi 22.0 \times \phi 17.0 \times 9\text{mm}$	96457639		YES
149b	Bushing		3/2-36	1	Graflon®, $\phi 21.2 \times \phi 12.4 \times 53\text{mm}$	96456297		YES
149c	Connecting Pipe less 109a&b and 149a&b		3/2-36	1	NV36, 316SS	96456295		YES
201	Flange, Suction, Cast Iron		3/2-17	1	1.5" 150#, 4x1/2"-13 UNC thread. flange, e-coat	96922828		No
			3/2-36	1	1.5" 300#, 4x3/4"-10 UNC thread. flange, e-coat	96956145		No
	Flange, Suction, Stainless Steel option for GI		3/2-17	1	1.5" 150#, 4x1/2"-13 UNC thread. flange	97644306		No
			3/2-36	1	1.5" 300#, 4x3/4"-10 UNC threaded flange	97644307		No
201a	Flange, Discharge, Cast Iron		3/2-17	1	1" 150#, 4x1/2"-13 UNC thread. flange, e-coat	96922827		No
			3/2-36	1	1" 300#, 4x5/8"-11 UNC thread. flange, e-coat	96956144		No
	Flange, Discharge, Stainless Steel option for GI		3/2-17	1	1" 150#, 4x1/2"-13 UNC threaded flange	97644302		No
			3/2-36	1	1" 300#, 4x3/4"-10 UNC threaded flange	97644304		No
203	Retaining ring for 201, 1.5" flange		3/2-36	1	Stainless, $\phi 72.6 \times 5$	96475395		No
203a	Retaining ring for 201a, 1.0" flange		3/2-36	1	Stainless, $\phi 53.6 \times 3.2$	96439718		No

Due to part changes over time, all position numbers (1-203) may not be used.

This column indicates which model uses the spare part. If blank, the part is used in all models.

B.O.M. Ref. Number is only available if it is not included in a kit or does not have a material number listed. If it is included in a kit (YES), or has a material number, request one of these numbers. If not included in a kit (No), but has a Material Number, use Material Number.

## Notes:

The first number is total number of impellers. An exception to this format is the CRN1-2H. **Example: a CRN1-2H is actually a CRN1-3/2H, it has 3 chambers and 2 impellers (de-staged by 1) - it uses a 3 stage shaft.**

- ^^^ 3/2 to 9 stage = # of stages less 2  
10 to 19 stage = # of stages less 3  
21 to 27 stage = # of stages less 4  
29 to 36 stage = # of stages less 5  
Exception: When de-staging pump by 2 impellers, replace top chamber Pos. 4 with Pos. 5a
- ^^^^ 3/2 to 9 stage = use 1  
10 to 19 stage = use 2  
21 to 27 stage = use 3  
29 to 36 stage = use 4
- \* Standard use 1. Back-to-Back or Tandem pump version use 3
- \*\* Standard use 1. Back-to-Back or Tandem pump version use 3
- \*\*\* 1 used in Hxxx (Standard), 2 used in Pxxx (Tandem) pump version
- ◆◆ Standard use 2. Back-to-Back or Tandem pump version use 3
- Standard use 2. Back-to-Back or Tandem pump version use 6
- 1\* Standard use 1. When de-staging pump by 2 impellers, replace top chamber Pos. 4 with an additional Pos. 5a

## Key to Symbols:

KITS	.....	Recommended spare part
∅	.....	Diameter
ANSI	.....	American National Standards Institute
CPL	.....	Complete Assembly – these parts consist of more than one component
EPDM	.....	Ethylene Propylene (also known as EPR and EPT) – an elastic substance similar to rubber
FFKM	.....	Kalrez Elastomer made by DuPont
FKM	.....	Fluoro Elastomer (generic for Viton)
FXM	.....	Fluoraz Elastomer made by Greene Tweed
M	.....	International standard thread size designation (thread diameter in mm)
mm	.....	Millimeter
MG	.....	Identifies Grundfos motor type/size
N	.....	Stainless
NBR	.....	Buna - N (also known as Nitrile) – an elastic substance similar to rubber
NEMA	.....	National Electrical Manufacturers Association
PTFE	.....	Teflon
SiC	.....	Silicon Carbide
TC	.....	Tungsten Carbide
UNC	.....	Unified National Coarse – a standard for threads on bolts

# Spare Part Kits CRN1-H

## Spare Part Kits

Since certain pump parts can be expected to exhibit wear at the same time as related pump parts, they have been grouped into the following kits for your convenience. The numbers indicate the quantity of the part within each kit. Please order these kits using the kit material number at the top of the columns.

CR(I, N)15, 1, & 3 SiC Bearing						
WEAR PARTS KIT 2-9			Kit No. 96455095			
WEAR PARTS KIT 10-19			Kit No. 96455092			
WEAR PARTS KIT 20-27			Kit No. 96455093			
WEAR PARTS KIT 28-36			Kit No. 96455094			
Pos. No.	Description	Material No.	Qty. Included in each Kit			
4a	Chamber N Cpl. w/Pos.45 & 65 & SiC Bearing	96439476	1	2	3	4
39	Gasket for Oval Flange, 95 x 55 x ø35 x 2mm	400189	2	2	2	2
45	Neck Ring, ø41.3 x ø30.6 x .75mm, PTFE	400003	8	17	24	32
47a	Bearing Ring/Spacer, SiC 150, 13mm	96437488	1	2	3	4
64a	Spacing Pipe, ø15.85 x ø12.85 x 4.5mm	96440292	1	2	3	4
64c	Clamp, Splined, ø15 x ø13.10 x ø10.9 x 13mm	96439668	1	1	1	1
65	Neck Ring Retainer, N, ø43.5 x ø34.0 x 3.6mm	96438746	8	17	24	32
66	Lock Washer Set of 2, ø13.5 x ø8.2 x 2.6mm	96417297	1	1	1	1
67	Lock Nut, 13mm x M8	00ID2061	1	1	1	1

STACK KITS	
Model	Material No.
CRN1-3/2	96453507
CRN1-3	96453508
CRN1-4	96453509
CRN1-5	96453510
CRN1-6	96453511
CRN1-7	96453512
CRN1-8	96453513
CRN1-9	96453514
CRN1-10	96453515
CRN1-11	96453516
CRN1-12	96453517
CRN1-13	96453518
CRN1-15	96453519
CRN1-17	96453520
CRN1-19	96453521
CRN1-21	96453522
CRN1-23	96453523
CRN1-25	96453524
CRN1-27	96453525
CRN1-30	96453526
CRN1-33	96453527
CRN1-36	96453528

\*\*\*For 4 pole & 50 Hz operation only.

CR(I, N)15, 1, & 3 Graflon Bearing						
WEAR PARTS KIT 2-9			Kit No. 96460140			
WEAR PARTS KIT 10-19			Kit No. 96455110			
WEAR PARTS KIT 20-27			Kit No. 96455111			
WEAR PARTS KIT 28-36			Kit No. 96455112			
Pos. No.	Description	Material No.	Qty. Included in each Kit			
4a	Chamber N Cpl. w/Pos.45 & 65 & Graflon Brg.	96440615	1	2	3	4
39	Gasket for Oval Flange, 95 x 55 x ø35 x 2mm	400189	2	2	2	2
45	Neck Ring, ø41.3 x ø30.6 x .75mm, PTFE	400003	8	17	24	32
47a	Bearing Ring/Spacer, TC, 9.7mm	400041	1	2	3	4
64a	Spacing Pipe, ø15.85 x ø12.85 x 7.8mm	400016	1	2	3	4
64c	Clamp, Splined, ø15 x ø13.10 x ø10.9 x 13mm	96439668	1	1	1	1
65	Neck Ring Retainer, N, ø43.5 x ø34.0 x 3.6mm	96438746	8	17	24	32
66	Lock Washer Set of 2, ø13.5 x ø8.2 x 2.6mm	96417297	1	1	1	1
67	Lock Nut, 13mm x M8	00ID2061	1	1	1	1

STANDARD SHAFT SEAL KIT, BALANCED CARTRIDGE						
(Maximum allowed working PSI is 435)						
(Tandem Seal option Pumps require 2 of each Seal Kit)						
			Kit No. 96455088			
			Kit No. 96491375			
			Kit No. 96455089			
			Kit No. 96455086			
			Kit No. 96533327			
			Kit No. 96533326			
			Kit No. 96455087			
Pos. No.	Description	Material No.	Qty. Included in each Kit			
105	HQBE	96441879	1			
	HQBK	96489537		1		
	HQBV	96441880			1	
	HQQE	96441877				1
	HQQF	96472620				1
	HQQK	96498109				1
	HQQV	96441878				1
N/A	Grinding Device Tool for Emery Cloth	370711	1	1	1	1
N/A	Emery Cloth	370712	1	1	1	1

OPTIONAL SHAFT SEAL KIT, BALANCED CARTRIDGE						
(Maximum allowed working PSI is 435)						
(Tandem Seal option Pumps require 2 of each Seal Kit)						
			Kit No. 96455082			
			Kit No. 96533323			
			Kit No. 96533322			
			Kit No. 96455083			
			Kit No. 96455084			
			Kit No. 96533325			
			Kit No. 96533324			
			Kit No. 96455085			
Pos. No.	Description	Material No.	Qty. Included in each Kit			
105	HUBE	96441873	1			
	HUBF	96481464		1		
	HUBK	96481463			1	
	HUBV	96441874				1
	HUUE	96441875				1
	HUUF	96475542				1
	HUUK	96498108				1
	HUUV	96441876				1
N/A	Grinding Device Tool for Emery Cloth	370711	1	1	1	1
N/A	Emery Cloth	370712	1	1	1	1



**Spare Part Kits** (continued)

INBOARD SHAFT SEAL & Gasket KIT, Back to Back OQQE		Kit No.	96533360	
INBOARD SHAFT SEAL & Gasket KIT, Back to Back OQQV		Kit No.	96533361	
INBOARD SHAFT SEAL & Gasket KIT, Back to Back OQQW		Kit No.	96989183	
INBOARD SHAFT SEAL & Gasket KIT, Back to Back OQQK		Kit No.	96536168	
INBOARD SHAFT SEAL & Gasket KIT, Back to Back OQVE/V		Kit No.	405145	
(An HQQx or HUUx seal kit must also be used for respectively to complete seal repairs)				
Pos. No.	Description	Material No.	Qty. Included in each Kit	
37	Sleeve O-ring, EPDM, Ø137.5 x 3.3mm	96438743	3	
	Sleeve O-ring, FKM, Ø137.5 x 3.3mm	96438744		3
38, 100(a)	Drain Plug O-ring, EPDM, Ø16.3 x 2.4mm	00ID2288	7	
	Drain Plug O-ring, FKM, Ø16.3 x 2.4mm	00ID2231		7
102	O-ring, EPDM, Ø18 x 2.5mm	00ID2041	1	1
	O-ring, FKM, Ø17.86 x 2.62mm	00ID2187		1
	O-ring, FFKM, Ø17.86 x 2.62mm	96440281		1
103	Stationary Seal Ring, SiC, 12mm	980746	1	
	Stationary Seal Ring, TC, 12mm	980190		1
104	Rotating Seal Ring, SiC, 12mm	980733	1	1
	Rotating Seal Ring, TC, 12mm	989163		1
107	O-ring, EPDM, Ø11.5 x 4.3mm	00ID2040	1	1
	O-ring, FKM, Ø11.5 x 4.3mm	00ID2186		1
	O-ring, FFKM, Ø11.5 x 4.3mm	96440282		1
108	Spring, 12mm	980195	1	1
109a	O-ring, EPDM, Ø21.3 x 3.0mm	00ID1798	1	
	O-ring, FKM, Ø21.2 x 3.0mm	00ID2339		1
	O-ring, FFKM, Ø23.47 x 2.62mm	96464384		1
111	Driver for pos.104	980192	1	1
112	Driver for pos.111	980191	1	1
112a	Driver for pos.112	400203	1	1
113	Set Screw for pos.112a	00ID7392	2	2
146	Allen Bolt for pos.147 & 148, 2.5mm x M3 x 5mm	96462639	3	3
147	Stationary Seal Retainer - NV36, 316SS	96457354		1
148	Seal Retainer Washer -316SS, Ø36.0 x Ø21.6 x 5.0mm	96457355		1
N/A	Grinding Device Tool for Emery Cloth	370711		1
N/A	Emery Cloth	370712		1

GASKET KIT (EPDM)		Kit No.	96455090	
GASKET KIT (FKM)		Kit No.	96455091	
GASKET KIT (FKM)		Kit No.	96463944	
GASKET KIT (FFKM)		Kit No.	96533328	
GASKET KIT (EPDM)-Double Seal option.		Kit No.	96533362	
GASKET KIT (FKM)-Double Seal option.		Kit No.	96533363	
GASKET KIT (FFKM)-Double Seal option.		Kit No.	96533364	
GASKET KIT (FKM, & EPDM) - Cool-Top option		Kit No.	96533329	
Pos. No.	Description	Material No.	Qty. Included in each Kit	
37	Sleeve O-ring, EPDM, Ø137.5 x 3.3mm	96438743	2	3
	Sleeve O-ring, FKM, Ø137.5 x 3.3mm	96438744		3
37b	Sleeve O-ring, FXM, Ø137.5 x 3.3mm	96458109	2	2
	Sleeve O-ring, FFKM, Ø136.12 x 3.53mm	96466718		2
38, 100(a)	Drain Plug O-ring, EPDM, Ø16.3 x 2.4mm	00ID1288	3	7
	Drain Plug O-ring, FKM, Ø16.3 x 2.4mm	00ID2231		7
38, 100a	Drain Plug O-ring, FXM, Ø16.3 x 2.4mm	96442869		3
	Drain Plug O-ring, FFKM, Ø16.3 x 2.4mm	96428162		3
109(a)	O-ring for Pos.105(b) & 149, EPDM, Ø21.3 x 3.0mm	00ID1798	1	1
	O-ring for Pos.105(b) & 149, FKM, Ø21.2 x 3.0mm	00ID2339		1
109b	O-ring for Pos.105(b) & 149, FKM, Ø22.0 x 2.75mm	96458111		1
	O-ring for Pos.105(b) & 149, FFKM, Ø23.47 x 2.62mm	96464384		2

**Add to above standard gaskets to complete desired CRH, CRNH model**

Kit, O-ring EPDM CRN-H1s to 5		Kit No.	97683277	
Kit, O-ring FKM CRN-H1s to 5		Kit No.	97683278	
Kit, O-ring FXM CRN-H1s to 5		Kit No.	97683279	
Kit, O-ring FFKM CRN-H1s to 5		Kit No.	97683280	
Pos. No.	Description	Material No.	Qty. Included in each Kit	
72a	O-ring EPDM Ø145.6x3.5mm 2-256	97644314	1	
	O-ring FKM Ø145.6x3.5mm 2-256	97672715		1
	O-ring FXM Ø145.6x3.5 2-256	97672716		1
	O-ring FFKM Ø145.6x3.5mm 2-256	97672717		1

NEMA COUPLING KIT		Ø15.8/Ø12		Kit No.	415314	
		Ø28.5/Ø12		Kit No.	415315	
		Ø34.9/Ø12		Kit No.	96478700	
Pos. No.	Description	Material No.	Qty. Included in each Kit			
9	Allen Screw, M6 x 20mm, Delta Seal	00ID7899	4			
	Allen Screw, M8 x 25mm, Delta Seal	00ID7900		4		
	Allen Screw, M10 x 25mm, Delta Seal	00ID7901		4		
10	Shaft Pin, Ø5 x 26mm, Stainless	310192	1	1		
10a	Coupling Half, 56C, 1/3 - 2HP, Ø15.8 / Ø12	410108	2			
	Coupling Half, 182/184TC, 3-5HP, Ø28.5/Ø12	410109		2		
	Coupling Half, 213TC, 7.5-10HP, Ø34.9/Ø12	96472175		2		

# Spare Part Kits • Accessories **CRN1-H**

## Spare Part Kits (continued)

COUPLING GUARD KIT		Kit No. 96505131	
NEMA 56C, 1/3-2HP		Kit No. 96505132	
Pos. No.	Description	Material No.	Qty. Included in each Kit
7	Coupling Guard, W=127mm x H=90.5mm	96438137	2
	Coupling Guard, W=157mm x H=171mm	96438138	2
7a	Screw comb.slot torx/straight slot 4 x 8mm	96488481	4

Air Vent Kit - Horizontal Units		Kit No. 91136720	
CR-H, CRN-H15 to 20		Kit No. 91136720	
Pos. No.	Description	Material No.	Qty. Included in each Kit
117	Air Vent Pipe, short for 118, G1/2, 60x43	96525189	1
117a	Counter Nut for Pipe 117, G1/2	96506709	2
118	Air vent type 1511-AV - 5/6430	96427483	1

Connecting Pipe for Cool Top (EPDM, FKM & FXM)		Kit No. 96578704	
Pos. No.	Description	Material No.	Qty. Included in each Kit
109a	O-ring for Pos.105(b) & 149, EPDM, Ø21.3 x 3.0mm	00ID1798	1
	O-ring for Pos.105(b) & 149, FKM, Ø21.2 x 3.0mm	00ID2339	1
109b	O-ring for Pos.105(b) & 149, FXM, Ø22.0 x 2.75mm	96458111	1
149a	Retainer for bushing, 316SS, ø22.0 x ø17.0 x 9mm	96457639	1
149b	Bushing, Graflon®, ø21.2 x ø12.4 x 53mm	96456297	1
149c	Connecting pipe, NV36, 316SS	96456295	1

## Accessories

ANSI COMPANION FLANGES FOR CR-H, CRN-H15 to 20		Kit No. 97698645	
1-1/2" and 1" Threaded Stainless, 150 Lb. Class		Kit No. 97698645	
Pos. No.	Description	Material No.	Qty. Included in each Kit
N/A	Hex Head Cap Screw/Bolt 1/2"-13X 2" 316SS	97743748	8
N/A	Flange ANSI #150 1.5" NPT 316SS	96983498	1
N/A	Flange ANSI #150 1" NPT 316SS	96983497	1
N/A	Gasket 1 1/2" Full Face 150 Lb. ANSI	97694409	1
N/A	Gasket 1" Full Face 150 Lb. ANSI	97692916	1

ANSI COMPANION FLANGES FOR SMALL CR		Kit No. 97698646	
1-1/2" and 1" Threaded Stainless, 300 Lb. Class		Kit No. 97698646	
Pos. No.	Description	Material No.	Qty. Included in each Kit
N/A	Hex Head Cap Screw/Bolt 3/4"-10 X 2.5" 316SS	91143035	4
N/A	Hex Head Cap Screw/Bolt 5/8"-11 X 2.25" 316SS	91143029	4
N/A	Flange ANSI #300 1.5" NPT 316SS	96983496	1
N/A	Flange ANSI #300 1" NPT 316SS	96983495	1
N/A	Gasket 1 1/2" Full Face 300 Lb. ANSI	97694408	1
N/A	Gasket 1" Full Face 300 Lb. ANSI	97694407	1

Baseplate Kit		Kit No. 97534517	
139 56C for GA		Kit No. 97534518	
182TC for GA		Kit No. 97534517	
XLBP1 56C for GA		Kit No. 97534517	
182TC for GA		Kit No. 97534574	
Pos. No.	Description	Material No.	Qty. Included in each Kit
90	Baseplate Cpl. 139, L=991" x W=305" x H=106.5"	96956336	1
	Baseplate Cpl. XLBP1, L=1500" x W=305" x H=106.5"	96956376	1
N/A	Slider & fasteners for 56C (consists of slider & hardware)	96983855	1
N/A	Slider & fastner for 182TC (consists of slider & hardware)	96983858	1
N/A	Hardware Kit -96983855/68/78(cont. pos.56f, g, 90a,d& f)**	97501470	1
N/A	Hardware Kit -96983858 (cont. pos.56f & g, 90a, d & f)**	97501481	1
56f	Bolt, Hex Head 1/2-13 UNC x 1" SAE 5, Zinc plated	N/A	2
56g	Washer, 1/2" SAE, Zinc plated	N/A	2
90a	Bolt, Hex Head 5/16-18 UNC x .75" SAE 5, Zinc plated	N/A	4
	Bolt, Hex Head 3/8-16 UNC x .5" SAE 5, Zinc plated	N/A	4
90b	Slider, GA/B/C 56C/139BP, L=204" x H=45.5" x W=25.4"	96956339	2
	Slider, GA/B/C 182TC/139BP, L=230" x H=23" x W=25.4"	96956338	2
90d	Bolt, Hex Head 1/4-20 UNC x 1" SAE 5, Zinc plated	N/A	4
	Bolt, Hex Head 1/4-20 UNC x 1.75" SAE 5, Zinc plated	N/A	4
90f	Washer, 5/16" SAE, Zinc plated	N/A	4
	Washer, 3/8" SAE, Zinc plated	N/A	4

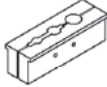



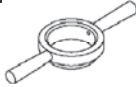



\* Values in mm, Length (L) is +/- 2mm, Height (H) is +/- 1mm, Width (W). \*\* Hardware kits 97501470 and 81 are also available for sale.

Baseplate Kit		Kit No. 97534520	
148 213TC for GA		Kit No. 9753875	
XLBP2 213TC for GA		Kit No. 9753875	
Pos. No.	Description	Material No.	Qty. Included in each Kit
90	Baseplate Cpl. 148, L=1219" x W=381" x H=107.9"	96956346	1
	Baseplate Cpl. XLBP2, L=1777.8" x W=381" x H=107.9"	96956377	1
N/A	Slider & fasteners for 213TC (consists of slider & hardware)	96983859	1
N/A	Hardware Kit -96983859 (consists of pos.56f, g, 90a,d& f)**	97501482	1
56f	Bolt, Hex Head 1/2-13 UNC x 1.25" SAE 5, Zinc plated	N/A	2
56g	Washer, 1/2" SAE, Zinc plated	N/A	2
90a	Bolt, Hex Head 3/8-16 UNC x 5/8" SAE 5, Zinc plated	N/A	4
90b	Slider, GA/B/C 213TC/148BP, L=252" x H=20" x W=25.4"	96956347	2
90d	Bolt, Hex Head 1/4-20 UNC x 1.75" SAE 5, Zinc plated	N/A	4
90f	Washer, 3/8" SAE, Zinc plated	N/A	4

\* Values in mm, Length (L) is +/- 2mm, Height (H) is +/- 1mm, Width (W). \*\* Hardware kits 97501482 is also available for sale.








## Special Tools

Tools not generally available from normal sources.

Mat. No.	Description and Use	
00SV0040	<b>Shaft Holder for Dismantling/Assembly</b> Used to hold and protect the shaft during dismantling and assembly.	
00SV2007	<b>Tubular Box Spanner for Shaft Seal 36.1 mm</b> Used to install and remove the shaft seal. Fits a 1/2" drive ratchet.	
00SV0239	<b>Puller for Neck Ring</b> Used to remove the Neck Ring from Chamber.	
00SV2014	<b>Circlip Pliers for Flange Lock Ring</b> Used to remove the Lock Ring for the Flange.	
00SV2066	<b>Tool for Outer Sleeve</b> Used to press sleeve into base. (optional)	
00SV2011	<b>Bit Holder</b> Used with Bits Kit, 1/4"	
00SV2010	<b>Bits Kit</b> NV 5 mm for M6, 1/4" NV 6 mm for M8, 1/4" NV 8 mm for M10, 1/4"	
00SV2012	<b>Hexagon Socket Bit</b> Used for Shaft Seal NV 2.5 mm for M5, 1/4"	

## Standard Tools

In addition to being available from Grundfos, comparable tools can be purchased through normal sources.

Mat. No.	Description and Use	
00SV0083 00SV0055 00SV0056 00SV0054 00SV0122	<b>Wrenches</b> Used to tighten various nuts. NV 10 mm for M6 NV 13 mm for M8 NV 17 mm for M10 NV 19 mm for M12 NV 24 mm for M16	
00SV0292 00SV0269 00SV0400	<b>Torque Wrench</b> Used to torque various screws. 4-20 Nm, 9 x 12 20-100 Nm, 9 x 12 40-200 Nm, 14x18	
00SV0438	<b>Torque Screwdriver</b> Used to tighten various nuts. 1-6 Nm, 1/4"	
00SV0295	<b>Ratchet Spanner for all Adapters</b> 9 mm x 12 mm, 1/2"	
00SV0296 00SV0297 00SV0298	<b>Socket Spanner with Inside Hex</b> NV 5 mm for M6, 1/2" x 1/2" NV 6 mm for M8, 1/2" x 1/2" NV 8 mm for M10, 1/2" x 1/2"	
00SV0310 00SV0294 00SV0270 00SV0271 00SV0524	<b>Ring Spanner</b> NV 10 mm for M6 NV 13 mm for M8 NV 17 mm for M10 NV 19 mm for M12 NV 24 mm for M16	
00SV2013	<b>Socket Spanner</b> NV 13 mm for M8, 9 x 12	

be think innovate

Being responsible is our foundation  
Thinking ahead makes it possible  
Innovation is the essence



L-CR-SM-061 | 8/12  
PRINTED IN USA

Subject to alterations.

**GRUNDFOS Pumps Corporation**  
17100 W. 118th Terrace  
Olathe, Kansas 66062  
Phone: 913.227.3400  
Fax: 913.227.3500  
[www.grundfos.com](http://www.grundfos.com)

**GRUNDFOS Canada, Inc.**  
2941 Brighton Road  
Oakville, Ontario L6H 6C9 Canada  
Phone: 905.829.9533  
Fax: 905.829.9512

**Bombas GRUNDFOS de Mexico S.A. de C.V.**  
Boulevard TLC No. 15  
Parque Industrial Stiva Aeropuerto  
Apodaca, N.L. Mexico 66600  
Phone: 52.81.8144.4000  
Fax: 52.81.8144.4010

**GRUNDFOS** 