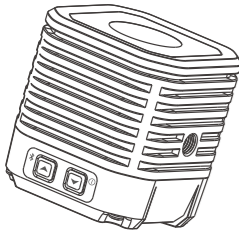


Godox

防水LED灯  
Waterproof LED Light

WL4B



使用手册  
Instruction Manual

## 前言

感谢您购买神牛产品！  
防水LED灯WL4B是一款高度可调节，适用于水下摄影补光、专业潜水补光、创意水下商业摄影补光等。多种遥控方式，操作便捷。

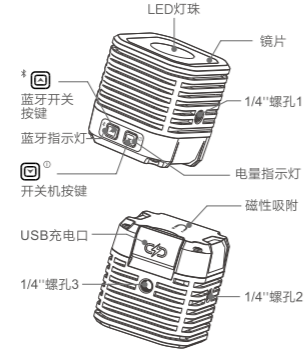
主要特点：

- 具有IPX8级别的防水，可实现水下30米防水功能
- 拥有常亮模式与13种情景光效模式
- 显色度高，CRI和TLCI测试指数高达96以上
- 手机APP智能遥控
- 具有磁铁吸附功能
- 轻巧时尚

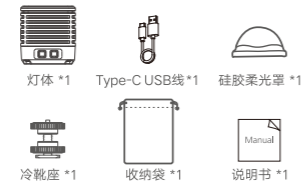
## 警告

- ⚠ 请勿私自拆卸产品，如产品出现故障须由本公司或授权的维修人员进行检修。
- ⚠ 请勿让儿童接触本产品。
- ⚠ 请勿在化学品、可燃性气体或其他特殊物质附近使用灯，有可能导致火灾或电磁干扰。在这些场合下，请注意相关警告标识。
- ⚠ 内置锂电池，禁止拆卸、撞击、挤压或投入火中，若出现严重肿胀，请勿继续使用。请勿放置在超过40°C的高温环境中。使用产品要求参数的充电器进行充电，并且正确的按照操作说明，在规定的电压、温度范围内使用。
- ⚠ 高温环境下以最大功率长时间使用产品，壳体发热。直接接触产品壳体，小心烫伤。

## 部件



## 标配物品



## 电池

1. 本品采用锂电池，内置在产品里面不可拆卸，使用寿命长。
2. 安全可靠，内置电路有过充保护、过放保护、过流保护、短路保护。
3. 使用5V/2A充电器(另购)充电，充满电需要1小时40分钟左右。

## 操作说明

Ⓜ 按钮：

长按2秒Ⓜ键可以实现打开或关闭LED灯，短按可以递减LED灯的亮度，可自由选择、低、中、高、SOS爆闪四档。

\* Ⓜ 按钮：

在打开LED灯状态下，长按2秒\*Ⓜ键可以实现打开或关闭蓝牙。短按可以递增LED灯的亮度（低/中/高/SOS爆闪四档）。

注：开机默认为低亮度。

电量指示灯显示：

电量低于15%指示灯红色闪烁，充电状态时指示灯绿色常亮。充满电指示灯熄灭。

## 控制模式选择

### 1. 蓝牙无线控制

- 1.1 在开机的状态下，长按2秒\*Ⓜ键打开蓝牙。
- 1.2 扫描此二维码即可下载“GodoxLight”手机APP(安卓和苹果系统都可以使用)。



手机APP操作请打开APP里的“帮助”，里面有详细教程。

### 1.3 蓝牙重置功能

在蓝牙指示灯开启状态下，同时按\*Ⓜ和Ⓜ(指示灯闪烁三下)，表示蓝牙在重置。

注：首个移动设备(手机或平板电脑)可直接使用APP操控灯体。更换其他移动设备时，灯体进行蓝牙重置(RESET)后，方可正常使用APP。

## 产品参数

型号	WL4B
内置锂电池	3.8V/1500mAh
功率	最大4W
防水等级	IPX8 (30米)
色温范围	5600K ± 300K
最大光照度(LUX)(0.5米)(≈)	1900
CRI(≈)	97
TLCI(≈)	97
调光范围	低/中/高/SOS爆闪四档
照射角度	55°
持续使用时间	高档亮度≈1小时20分钟 中档亮度≈2小时 低档亮度≈5小时30分钟
标准充电电源	DC5V/2A
控制方式	手机APP
工作环境温度	-10~40°C
产品尺寸	45*45*47mm
净重	116g

## 维护保养

- \*入水使用后的LED灯请使用干净淡水冲洗。
- \*所有维修概由本厂指定可供应原厂配件之维修部负责。
- \*1年保修，消耗品充电线，冷靴座等配件不在此保修范围内。
- \*经发现，擅自检修此补光灯的，将取消LED灯之一年保修期，维修需要收取相关费用。
- \*设计和规格如有变更，恕不另行通知。

本设备包含型号核准代码为：  
CMIIT ID:2020DP13510，为该产品的无线电发射模块。

合格证  
QC PASS

深圳市神牛摄影器材有限公司

地址：深圳市宝安区福海街道福海社区厦川工业区厂房2栋  
电话：0755-29609320(8062) 传真：0755-25723423 邮箱：godox@godox.com

GODOX Photo Equipment Co., Ltd.

Address: Building 2, Yaochuan Industrial Zone, Tangwei Community, Fuhai Street, Bao'an District, Shenzhen, China Tel: +86-755-29609320(8062) Fax: +86-755-25723423 E-mail: godox@godox.com

godox.com

705-WL4800-00

Made in China



## 产品保修

尊敬的用户，本保修卡是申请保修服务的重要凭证，请您配合销售商填写并妥善保管，谢谢！

产品信息	型号	产品条码
用户信息	姓名	联系电话

通信地址

销售商信息	名称	联系电话	通信地址
销售日期			

备注

注：此表应由销售商盖章确认。

适用产品

本文件适用于相关《产品保修信息》(见后面说明)所列产品，其他非属此范围的产品或部件(如促销品、赠品及其他出厂后附加的部件等)不在此保修承诺内。

保修期

产品及部件的相应保修期按相关的《产品保修信息》执行。保修期自产品首次购买日起算，购买日以购买产品时保修卡登记日期为准。

如何获得维修服务

您可直接与产品销售商或授权服务机构联系，也可拨打神牛产品售后服务电话，与我们联系。由我们的服务人员为您提供售后维修服务。当您提供有效的保修卡作为凭证时，方可获得保修。如您不能提供有效的保修卡，则在我们确认产品部件属于保修范围的情况下，也可以为您提供保修，但这不作为我们的义务。

不适用保修的情况

如产品存在下列情况，本文件项下的保证和服务将不适用：  
①产品或部件超过相应保修期；②错误或不适当使用、维护或改装导致的故障或损坏；如：不当搬运；非按产品合理预期用途使用；不当插拔外接设备；跌落或外力挤压；接触或暴露于不当温度、溶剂、酸碱、水浸或潮湿环境；③由非神牛授权机构或人员安装、修理、更改、添加或拆卸造成的故障或损坏；④产品或部件原有识别信息被修改或删除；⑤无效保修卡；⑥使用非法软件、非标准非公开发行的软件造成的故障或损坏；⑦因不可抗力或意外事件造成的故障或损坏；⑧其他非因产品本身质量问题导致的故障或损坏。遇上述情况，您应向相关责任方寻求解决。神牛对此不承担任何责任。因非在保修期或保修范围内的部件，附件或软件导致产品不能正常使用的，不在保修范围内的故障。产品使用过程中正常的磨损、磨擦和消耗，不在保修范围内的故障。

产品保修和服务支持信息

产品的保修期和服务类型按以下《产品保修信息》执行：

产品类别	选项名称	保修期(月)	保修服务类型
部件	电路板	12	客户送修
	电池	3	客户送修
	充电器、电源线、同步线等带电性能的部件。	12	客户送修
其他	如闪光灯、造型灯箱、外壳、保护罩、锁紧装置、包装等。	无	无保修

神牛产品售后服务电话 0755-29609320-8062

## Forward

Thank you for purchasing Godox product!  
Waterproof LED light WL4B is a multifunctional continuous light with adjustable light brightness. It can be used in combination with sports camera. Suitable for offering fill light for underwater photography, professional diving, creative underwater commercial photography, etc. With several methods of remote control, WL4B is easy to be operated.

### Main Features

- Waterproof levels up to IPX8, which enables to achieve waterproof functions 30 meters under water
- With continuous lighting modes and 13 light effects modes
- With high color rendering index, CRI and TLCI is over 96
- Can be controlled by 2.4G wireless or smartphone APP remote control through Bluetooth
- Portable and fashionable

Warning  
Operating frequency:2402MHz ~ 2480MHz  
Maximum EIRP Power: 4.55dBm

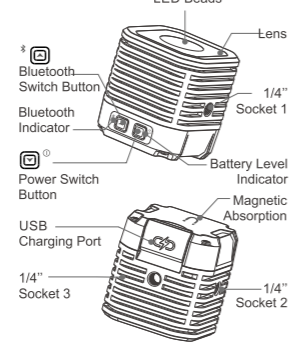
Declaration of Conformity  
GODOX Photo Equipment Co.,Ltd. hereby declares that this equipment are in compliance with the essential requirements and other relevant provisions of Directive 2014/53/EU. In accordance with Article 10(2) and Article 10(10), this product is allowed to be used in all EU member states.For more information of DoC, Please click this web link:  
https://www.godox.com/DOC/Godox\_WL4B\_DOC.pdf

The device complies with RF specifications when the device used at 0mm from your body.

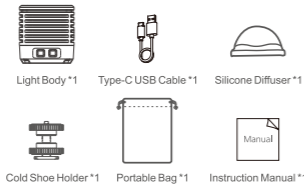
## Warning

- ⚠ Do not disassemble. Should repairs become necessary, this product must be sent to an authorized maintenance center.
- ⚠ Keep out of reach of children.
- ⚠ Do not use the flash unit in the presence of flammable gases, chemicals and other similar materials. In certain circumstance, these materials may be sensitive to the strong light emitting from this flash unit and fire or electromagnetic interference may result.
- ⚠ As this product has built-in lithium battery, do not disassemble, impact, squeeze or put it into fire. If serious bulge occurs, please do not use. Do not use or store the product if the ambient temperature reads over 40°C. Please charge the product with specialized charger and correctly operate it within the defined voltage and working temperate according to the instruction manual.
- ⚠ The product's body will get hot when being used in high-temperature environment with max. power output for a long time. Please do not touch the body in case of being scalded.

## Body



## What's in the Box



## Battery

1. This flash unit uses Li-ion battery which has long runtime.
2. It is reliably safe. The inner circuit is against overcharge, overdischarge, overcurrent, and short circuit.
3. Take only 1 hour and 40 minutes to fully charge the battery by using the 5V/2A charger (optional).

## Operation

Ⓜ Button  
Long press theⓂ button for 2 seconds to power on or off the LED light. Short press theⓂ button to decrease the LED light's brightness (low/medium/high/SOS).

Note: the minimum brightness will be displayed after the light being turned on.

\* Ⓜ Button

When the LED light is powered on, Long press the\*Ⓜ button for 2 seconds can power on or off the Bluetooth. Short press the\*Ⓜ button to increase the LED light's brightness (low/medium/high/SOS).

### Battery Level Indication

When the battery level is below 15%, the battery indicator will blink in red. When in charging status, the indicator will always display green. When being full charged, the indicator will put off.

## Control Mode Selection

### 1. Bluetooth Control

- 1.1 When the light is turned on, long press the\*Ⓜ button for 2 seconds to power on the Bluetooth.
- 1.2 Scan the "Godoxlight" smartphone APP(can be both used on Android and Apple system).



For more smartphone APP operations, please open the "help" in APP to gain detailed guidance.

### 1.3 Bluetooth Reset Function

When the Bluetooth indicator is on, press the\*Ⓜ andⓂ(the indicator will blink for 3 times) simultaneously to reset the Bluetooth.

Note: the APP can be used directly on the firstly installed device (smartphone or iPad). When changing to other mobile device, the light shall be reset before the normal usage of APP.

## Technical Data

Model	WL4B
Built-in Lithium Battery	3.8V/1500mAh
Power	Max. 4W
Waterproof Level	IPX8 (30m)
Color Temperature Range	5600K±300K
Max. Illumination (LUX)(0.5m)(≈)	1900
CRi(≈)	97
TLCI(≈)	97
Brightness Range	Low/Medium/High/SOS
Beam Angle	55°
Continuous Usage Time	High brightness=1 hour and 20minutes Medium brightness=2 hours Low brightness=5 hours and 30minutes
Standard Charging Power Source	DC5V/2A
Control Method	Smartphone APP
Working Environment Temperature	-10~40°C
Dimension	45*45*47mm
Weight	116g
BT Frequency Range	2402.0-2480.0MHz
Max. Transmitting Power	5dbm

## Maintenance

Please wash the LED light with clean freshwater after being used underwater. Maintenance of the flash must be performed by our authorized maintenance department which can provide original accessories. This product, except consumables e.g. charger, charger cable and cold shoe holder is supported with a one-year warranty. Unauthorized service will void the one-year LED light warranty and will charge relevant maintenance fees. Changes made to the specifications or designs may not be reflected in this manual.

## FCC statement

This device complies with part 15 of the FCC Rules. Operation is subject to the following two conditions: (1) This device may not cause harmful interference, and (2) this device must accept any interference received, including interference that may cause undesired operation. Any Changes or modifications not expressly approved by the party responsible for compliance could void the user's authority to operate the equipment. Note: This equipment has been tested and found to comply with the limits for a Class B digital device pursuant to part 15 of the FCC Rules. These limits are designed to provide reasonable protection against harmful interference in a residential installation. This equipment generates uses and can radiate radio frequency energy and, if not installed and used in accordance with the instructions, may cause harmful interference to radio communications. However, there is no guarantee that interference will not occur in a particular installation. If this equipment does cause harmful interference to radio or television reception, which can be determined by turning the equipment off and on, the user is encouraged to try to correct the interference by one or more of the following measures: - Reorient or relocate the receiving antenna. - Increase the separation between the equipment and receiver. - Connect the equipment into an outlet on a circuit different from that to which the receiver is connected. - Consult the dealer or an experienced radio/TV technician for help. The device has been evaluated to meet general RF exposure requirement. The device can be used in portable exposure condition without restriction.

## Warranty

Dear customers, as this warranty card is an important certificate to apply for our maintenance service, please fill in the following form in coordination with the seller and safe-keep it. Thank you!

Product Information	Model	Product Code Number
Customer Information	Name	Contact Number
Address		
Seller Information	Name	Contact Number
Address		
Date of Sale		
Note:		

Note: This form shall be sealed by the seller.

Applicable Products

The document applies to the products listed on the Product Maintenance Information (see below for further information). Other products or accessories (e.g. promotional items, giveaways and additional accessories attached, etc.) are not included in this warranty scope.

Warranty Period

The warranty period of products and accessories is implemented according to the relevant Product Maintenance information. The warranty period is calculated from the date of purchase (purchase date) when the product is bought for the first time. And the purchase date is considered as the date registered on the warranty card when buying the product.

How to Get the Maintenance Service

If maintenance service is needed, you can directly contact the product distributor or authorized service institutions. You can also contact the Godox after-sale service call and we will offer you service. When applying for maintenance service, you should provide valid warranty card. If you cannot provide valid warranty card, we may offer you maintenance service once confirmed that the product or accessory is involved in the maintenance scope, but that shall not be considered as our obligation.

Inapplicable Cases

The guarantee and service offered by this document are not applicable in the following cases: ①. The product or accessory has expired its warranty period; ②. Breakage or damage caused by inappropriate usage, maintenance or preservation, such as improper packing, improper usage, improper plugging in/out external equipment, falling off or squeezing by external force, contacting or exposing to the improper temperature, solvent, acid, base, flooding and damp environments, etc.; ③. Breakage or damage caused by non-authorized institution or staff in the process of installation, maintenance, alteration, addition and detachment; ④. The original identifying information of product or accessory is modified, alternated, or removed; ⑤. No valid warranty card; ⑥. Breakage or damage caused by using illegally authorized, nonstandard or non-public released software; ⑦. Breakage or damage caused by force majeure or accident; ⑧. Breakage or damage that could not be attributed to the product itself. Once met these situations above, you should seek solutions from the related responsible parties and Godox assumes no responsibility. The damage caused by parts, accessories and software that beyond the warranty period or scope is not included in our maintenance scope. The normal discoloration, abrasion and consumption are not the breakage within the maintenance scope.

Maintenance and Service Support Information

The warranty period and service types of products are implemented according to the following Product Maintenance Information:

Product Type	Name	Maintenance Period(month)	Warranty Service Type
Parts	Circuit Board	12	Customer sends the product to designated site
	Battery	3	Customer sends the product to designated site
	Electrical parts e.g. battery charger, power cord, sync cable, etc.	12	Customer sends the product to designated site
Other items	Flash tube, modeling lamp, lamp body, lamp cover, locking device, package, etc.	No	Without warranty

Godox After-sale Service Call 0755-29609320-8062