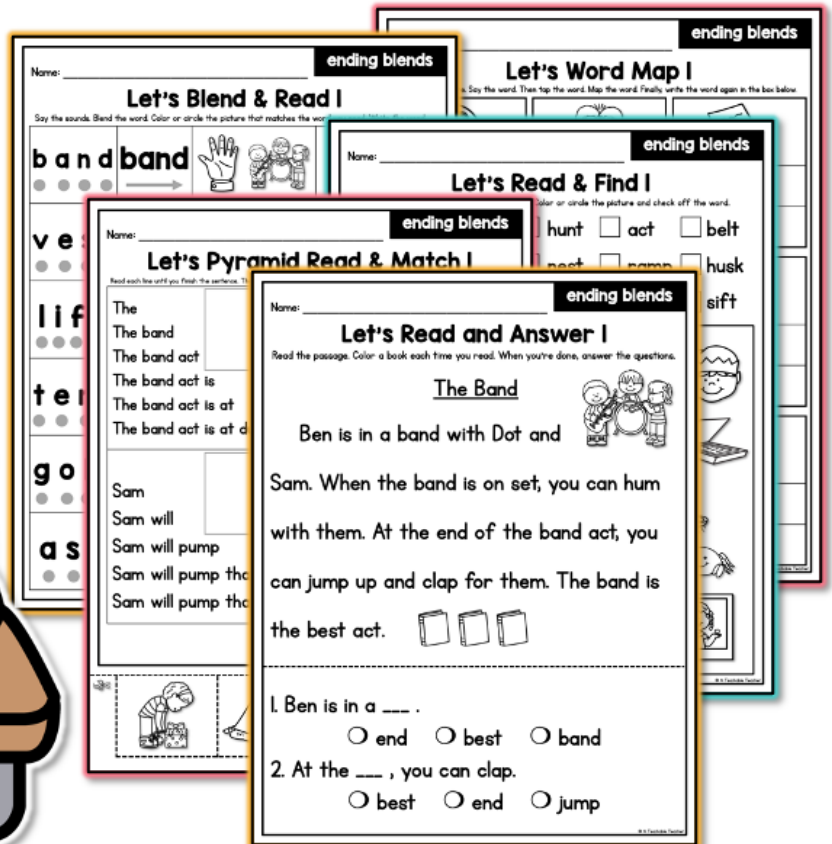



phonics worksheets


SCIENCE OF READING ALIGNED

30 PAGES



ENDING BLENDS

Created By A Teachable Teacher



scroll to see more

phonics worksheets

ENDING BLENDS

30 pages included!

**Science of Reading
aligned!**


FULLY decodable!

**Great for small groups,
whole group, word work,
centers, and so much more!**

NO PREP!



Ending Blend Words Practice Included:



- ✓ Orthographic mapping end. blend words
- ✓ Blending end. blend words
- ✓ Identifying/matching/writing end. blend words
- ✓ Building end. blend words letter by letter
- ✓ Reading decodable sentences with end. blend words
- ✓ Comprehension
- ✓ Reading decodable passages with end. blend words



Susana V.

December 26, 2023

★★★★★ Extremely satisfied

Awesome support for my phonics lessons. Student are able to have another way to help remember the phonics rules they are learning.

Students used with


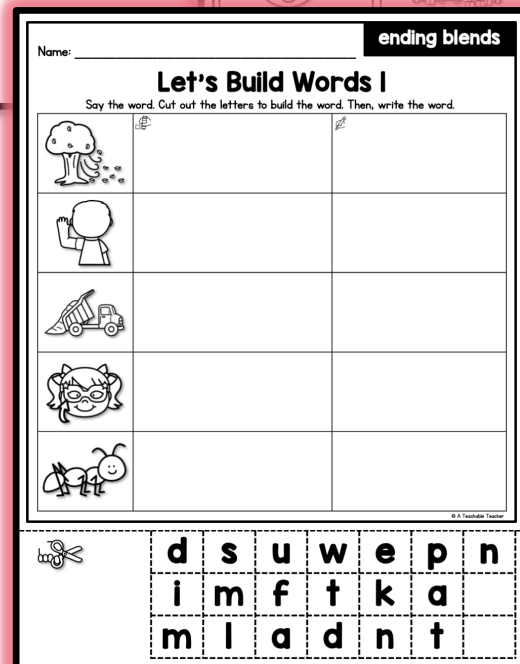

1st grade

Students were engaged

Strongly disagree Strongly agree

Varied Practice With:

- ✓ words
- ✓ sentences
- ✓ passages



phonics worksheets




ENDING BLENDS

11 Worksheet Types

Name: _____ ending blends

Let's Word Map I

Look at the picture. Say the word. Then tap the word. Map the word. Finally, write the word again in the box below.





		

Name: _____ ending blends

Let's Read & Match I

Read the word. Find the matching picture. Write the word under the picture.



desk bulb gift last elf wept
 gasp help jump husk belt milk



			
---	---	---	---



Name: _____ ending blends

Let's Blend & Read I

Say the sounds. Blend the word. Color or circle the picture that matches the word you read. Write the word.

b a n d band  




v e s t vest  

l i f t lift  

Name: _____ ending blends

Let's Build Words I

























Say the word. Cut out the letters to build the word. Then, write the word.

Name: _____ ending blends

Let's Crack the Code and Read I







Write the letter that matches the beginning sound for the picture. Then, read your word. Circle the matching picture.

Name: _____ ending blends

Let's Write and Find I

Say the word. Tap and map the word. Then, find the word in the word search.



		
		

Name: _____ ending blends

Let's Read & Find I

Read the word. Find the matching picture. Color or circle the picture and check off the word.

hand film hunt act belt
 lost wept nest ramp husk
 elf land milk bulb sift

Name: _____ ending blends

Let's Pyramid Read & Match I

Read each line until you finish the sentence. Then copy and paste the matching picture. Finally, read each bottom sentence three times.

The	I
The band	I can
The band act	I can bend
The band act is	I can bend to
The band act is at	I can bend to get the
The band act is at dusk.	I can bend to get the gift.

Name: _____ ending blends

Let's Read & Draw I

Read the sentence. Draw a picture to match the sentence. Finally, read all of the sentences on the page three times.

I can jump on the bed.

Tim will gulp the milk.

Name: _____ ending blends

Let's Unscramble and Read I

Unscramble the words to make a sentence. Write the sentence underneath. Then read all of the sentences three times.


just	bet.	the	I	lost			
mend	Mom	the	will	vest.			
the	band	act.	was	best	The		
fond	the	I	of	wind.	am		
with	red	went	tent.	camp	I	a	to


Name: _____ ending blends

Let's Read and Answer I

Read the passage. Color a book each time you read. When you're done, answer the questions.

The Band

Ben is in a band with Dot and 

Sam. When the band is on set, you can hum with them. At the end of the band act, you can jump up and clap for them. The band is the best act. 

- Ben is in a ____ .
 end best band
- At the ____, you can clap.
 best end jump

phonics worksheets

ENDING BLENDS

Fully Decodable

HIGH
FREQUENCY
WORDS

Sentences and passages use only

- **prereading high frequency words** (a, and, I, for, is, of, the, to, was, you)
- **decodable VC + CVC + CCVC + CVCC + CCVCC** high frequency words (w/ digraphs & blends)


Name: _____ **ending blends**

Let's Pyramid Read & Match I

Read each line until you finish the sentence. Then copy and paste the matching picture. Finally, read each bottom sentence three times.

The		I	
The band		I can	
The band act		I can bend	
The band act is		I can bend to	
The band act is at		I can bend to get the	
The band act is at dusk.		I can bend to get the gift.	

Sam		An	
Sam will		An ant	
Sam will pump		An ant is	
Sam will pump			
Sam will pump			





Name: _____ **ending blends**

Let's Read and Answer I

Read the passage. Color a book each time you read. When you're done, answer the questions.

The Band

Ben is in a band with Dot and  Sam. When the band is on set, you can hum with them. At the end of the band act, you can jump up and clap for them. The band is the best act. 

1. Ben is in a ____ .
 end best band

2. At the ____, you can clap.
 best end jump

© A Teachable Teacher

phonics worksheets

ENDING BLENDS







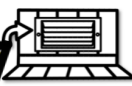


Varied Practice

SENTENCES

Name: _____ ending blends

Let's Word Map I

Look at the picture. Say the word. Then tap the word. Map the word. Finally, write the word again in the box below.

Name: _____ ending blends

Let's Unscramble and Read I

Unscramble the words to make a sentence. Write the sentence underneath. Then read all of the sentences through.



just	bet.	the	I	le			
mend	Mom	the	will	vest.			
the	band	act.	was	best	The		
fond	the	I	of	wind.	am		
with	red	went	tent.	camp	I	a	to

Name: _____ ending blends

Let's Read and Answer I

Read the passage. Color a book each time you read. When you're done, answer the questions.

The Band

Ben is in a band with Dot and  Sam. When the band is on set, you can hum with them. At the end of the band act, you can jump up and clap for them. The band is the best act. 

1. Ben is in a ____ .
 end best band

2. At the ____, you can clap.
 best end jump

WORDS

PASSAGES

phonics worksheets

ENDING BLENDS

Name: _____ ending blends

Let's Blend & Read I

Say the sounds. Blend the word. Color or circle the picture that matches the word you read. Write the word.

b a n d	band	
v e s t	vest	
l i f t	lift	
t e n t	tent	
g o l f	golf	
a s k	ask	

Name: _____ ending blends

Let's Pyramid Read & Match I

Read each line until you finish the sentence. Then copy and paste the matching picture. Finally, read each bottom sentence three times.

The		I	
The band		I can	
The band act		I can bend	
The band act is		I can bend to	
The band act is at		I can bend to get the	
The band act is at dusk		I can bend to get the gift.	

Sam	
Sam will	
Sam will pump	
Sam will pump that	
Sam will pump that up.	

An ant is on	
An ant is on the	
An ant is on the red	
An ant is on the red tent.	

Name: _____ ending blends

and Answer I

You read. When you're done, answer the questions.

Band

With Dot and

is on set, you can hum

of the band act, you

for them. The band is

end best band

2. At the ____, you can clap.

best end jump

Answer Keys Included!



TEACHERS ARE RAVING!



Susana V.
December 26, 2023

★★★★★ **Extremely satisfied**

Awesome support for my phonics lessons. Student are able to have another way to help remember the phonics rules they are learning.

Students used with
1st grade
Students were engaged



Soaring in Kindergarten (TPT Seller)
August 28, 2023

★★★★★ **Extremely satisfied**

Lots of different no prep activities. Love that they truly are decodable as they follow a common phonics sequence. Love the decodable passages and engaging activities.

Students used with
2nd grade
Primarily students with learning difficulties
Students were engaged
Strongly disagree Strongly agree




February 12, 2023

★★★★★ **Extremely satisfied**

Great resource for final blends!
Perfect for my special education students.

Students used with
1st, 2nd, 3rd grades
Primarily students with learning difficulties
Students were engaged
Strongly disagree Strongly agree







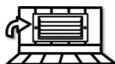

ENGAGING Science of Reading aligned ending blend practice!

Fully decodable +
ending blend fluency +
reading +
comprehension +
answer keys + Science
of Reading aligned, ALL
in ONE resource!

Name: _____ ending blends

Let's Word Map I







Look at the picture. Say the word. Then tap the word. Map the word.

Name: _____ ending blends

Let's Write and Find I


Say the word. Tap and map the word. Then, find the word in the word search.


a	c	r	e	f	u	n	d		
n	l	e	n	u	t	l	a		
t	u	s	a	n	d	t	m		
a	c	t	d	b	i	m	p		
c	i	n	b	u	l	b	d		

phonics worksheets
SCIENCE OF READING ALIGNED

30 PAGES



ENDING BLENDS
Created By A Teachable Teacher



NO Prep Needed!











Ready for
students to
practice
ending blend
words - Just
print and
go!

Name: _____ ending blends

Let's Read & Find I

Read the word. Find the matching picture. Color or circle the picture and check off the word.

hand film hunt act belt
 nest ramp husk
 milk bulb sift

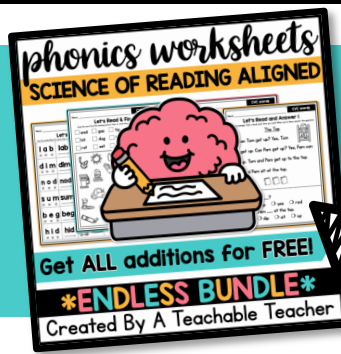
Name: _____ ending blends

Let's Read & Draw I

Read the sentence. Draw a picture to match the sentence. Finally, read all of the sentences on the page three times.

I can jump on the bed.	
Tim will gulp the milk.	
I held the bulb up to the red lamp.	
Meg can lift the box off the desk.	
rest in the sand.	






GET THE BUNDLE & SAVE \$\$\$

Phonics Skill	# of Pages
Mixed CVC	25
CVC - separated by vowel	99
Digraphs	23
Beginning Blends	30
Ending Blends	30
Double Final Consonants	21
Mixed CVCe	35
CVCe - separated by vowel	88
Long Vowel Teams	40
Diphthongs	37
R-Controlled Vowels	40
Bundle TOTALS	468 pages

Click **HERE** for the **BUNDLE**



Frequently Asked Questions

Is this an editable resource?

This resource is not editable.

What high frequency words are used in this resource?

Sentences and passages use only 10 prereading high frequency words (a, and, I, for, is, of, the, to, was, you) and FULLY decodable VC + CVC + CCVC + CVCC + CCVCC high frequency words

Is this resource available in an online format?

No, this resource is not uploaded in an online format.

Are answer keys included in this resource?

YES!!! Answer keys for EVERY page are included in this resource!