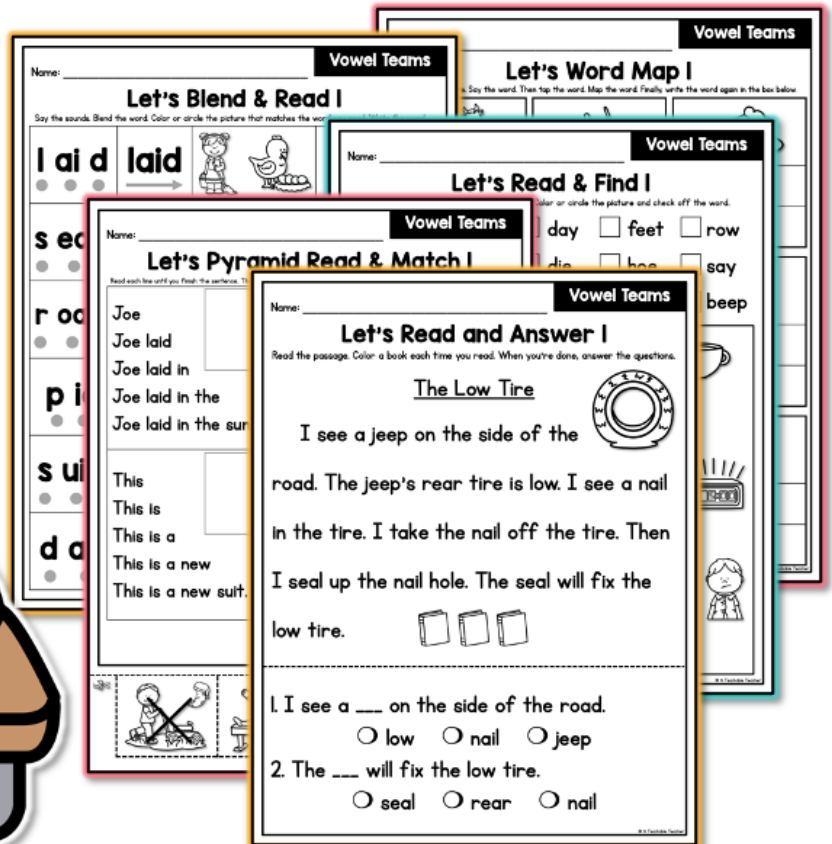



phonics worksheets


SCIENCE OF READING ALIGNED

40 PAGES



LONG VOWEL TEAMS

Created By A Teachable Teacher



scroll to see more

phonics worksheets

LONG VOWEL TEAMS

40 pages included!

**Science of Reading
aligned!**

FULLY decodable!


**Great for small groups,
whole group, word work,
centers, and so much more!**

NO PREP!



Vowel Team Words Practice Included:

- ✓ Orthographic mapping vowel team words
- ✓ Blending vowel team words
- ✓ Identifying/matching/writing vowel team words
- ✓ Building vowel team words letter by letter
- ✓ Reading decodable sentences with vowel team words
- ✓ Comprehension
- ✓ Reading decodable passages with vowel team words



Currantly in First (TPT Seller)

February 1, 2023


★★★★★ Extremely satisfied

I love the variety of activities. I have purchased your other units as well. My class enjoys completing these activities at stations. Thank you!

Students used with

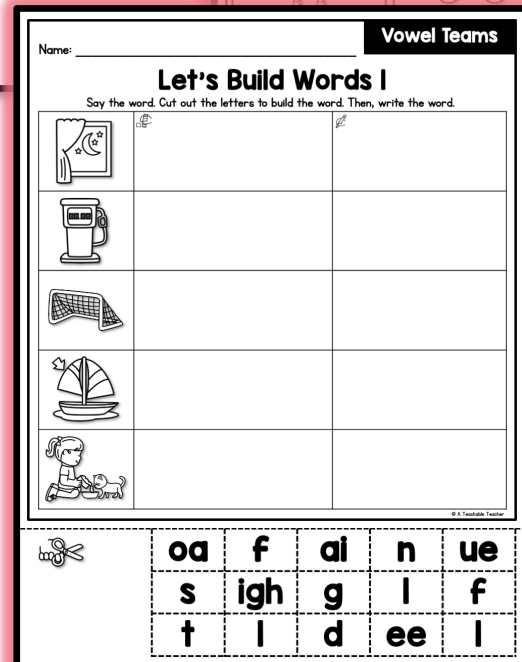
1st grade

Students were engaged



Varied Practice With:

- ✓ words
- ✓ sentences
- ✓ passages



phonics worksheets




LONG VOWEL TEAMS

11 Worksheet Types

Name: _____ **Vowel Teams**

Let's Word Map I

Look at the picture. Say the word. Then tap the word. Map the word. Finally, write the word again in the box below.





		

Name: _____ **Vowel Teams**

Let's Read & Match I

Read the word. Find the matching picture. Write the word under the picture.



coat suit mail tie lay bean
 paid team doe bait tow seed



			
---	---	---	---



Name: _____ **Vowel Teams**

Let's Blend & Read I

Say the sounds. Blend the word. Color or circle the picture that matches the word you read. Write the word.

I a i d laid  




s e a t seat  

r o a d road  

Name: _____ **Vowel Teams**

Let's Build Words I



















Say the word. Cut out the letters to build the word. Then, write the word.

Name: _____ **Vowel Teams**

Let's Crack the Code and Read I

Write the letter that matches the beginning sound for the picture. Then, read your word. Circle the matching picture.







					
					
					

Name: _____ **Vowel Teams**

Let's Write and Find I

Say the word. Tap and map the word. Then, find the word in the word search.

p
s
d

















		
		

Name: _____ **Vowel Teams**

Let's Read & Find I

Read the word. Find the matching picture. Color or circle the picture and check off the word.

jail moat day feet row
 tight peek die hoe say
 heap suit tea fail beep

Name: _____ **Vowel Teams**

Let's Pyramid Read & Match I

Read each line until you finish the sentence. Then copy and paste the matching picture. Finally, read each bottom sentence three times.

Joe
 Joe laid
 Joe laid in
 Joe laid in the
 Joe laid in the sun.

I
 I will
 I will not
 I will not mow
 I will not mow at
 I will not mow at night.

Sue

This _____ is on _____
 is on _____
 is on _____
 is on _____

Name: _____ **Vowel Teams**

Let's Read & Draw I

Read the sentence. Draw a picture to match the sentence. Finally, read all of the sentences on the page three times.

Fay will fuel up the jeep.

When I soak the pan with soap, it will foam.

I will grab the mail.

Name: _____ **Vowel Teams**

Let's Unscramble and Read I

Unscramble the words to make a sentence. Write the sentence underneath. Then read all of the sentences three times.

the is boat. May near

sip I the can tea.

is This not tight. suit

need up load You jeep. to the

dog week. will the this feed I

Name: _____ **Vowel Teams**

Let's Unscramble and Read I

Unscramble the words to make a sentence. Write the sentence underneath. Then read all of the sentences three times.

the is boat. May near

sip I the can tea.

is This not tight. suit


need up load You jeep. to the

dog week. will the this feed I




Name: _____ **Vowel Teams**

Let's Read and Answer I

Read the passage. Color a book each time you read. When you're done, answer the questions.

The Low Tire 

I see a jeep on the side of the road. The jeep's rear tire is low. I see a nail in the tire. I take the nail off the tire. Then I seal up the nail hole. The seal will fix the low tire.

1. I see a ___ on the side of the road.
 low nail jeep

2. The ___ will fix the low tire.
 seal rear nail

phonics worksheets

LONG VOWEL TEAMS

Fully Decodable

HIGH FREQUENCY WORDS

Sentences and passages use only

- **prereading high frequency words** (a, and, I, for, is, of, the, to, was, you)
- **decodable** VC + CVC + CCVC + CVCC + CCVCC + CVV + VVC + CVVC + CCVV + CVVCC high frequency words (w/blends & digraphs)


Name: _____

Vowel Teams

Let's Pyramid Read & Match I

Read each line until you finish the sentence. Then copy and paste the matching picture. Finally, read each bottom sentence three times.

Joe		I	
Joe laid		I will	
Joe laid in		I will not	
Joe laid in the		I will not mow	
Joe laid in the sun.		I will not mow at	
		I will not mow at night.	
This		Sue	
This is		Sue is	
This is a		Sue is on	
This is a new			
This is a new s			




Name: _____

Vowel Teams


Let's Read and Answer I

Read the passage. Color a book each time you read. When you're done, answer the questions.

The Low Tire



I see a jeep on the side of the road. The jeep's rear tire is low. I see a nail in the tire. I take the nail off the tire. Then I seal up the nail hole. The seal will fix the low tire.



1. I see a ___ on the side of the road.
 low nail jeep

2. The ___ will fix the low tire.
 seal rear nail

© A Teachable Teacher

phonics worksheets

LONG VOWEL TEAMS

Varied Practice













SENTENCES

Name: _____

Vowel Teams

Let's Blend & Read I

Say the sounds. Blend the word. Color or circle the picture that matches the word you read. Write the word.

l a i d	laid			
s e a t	seat			
r o a d	road			
p i e	pie			
s u i t	suit			
d a y	day			

Name: _____

Vowel Teams

Let's Unscramble and Read I

Unscramble the words to make a sentence. Write the sentence underneath. Then read all of the sentences through.

the	is	boat.	May	n		

sip	I	the	can	tea.		

is	This	not	tight.	suit		

need	up	load	You	jeep.	to	the

dog	week.	will	the	this	feed	I

WORDS

Name: _____

Vowel Teams

Let's Read and Answer I

Read the passage. Color a book each time you read. When you're done, answer the questions.

The Low Tire



I see a jeep on the side of the road. The jeep's rear tire is low. I see a nail in the tire. I take the nail off the tire. Then I seal up the nail hole. The seal will fix the low tire.



- I see a ___ on the side of the road.
 low nail jeep
- The ___ will fix the low tire.
 seal rear nail

PASSAGES

phonics worksheets

LONG VOWEL TEAMS


Vowel Teams

Name: _____

Let's Read and Answer 1

Read the passage. Color a book each time you read. When you're done, answer the questions.

The Low Tire



I see a jeep on the _____ road. The jeep's rear _____ in the tire. I take the _____ I seal up the nail hole _____ low tire.

1. I see a _____ on the _____
 low






2. The _____ will fix the _____
 seal

Vowel Teams

Name: _____


Let's Build Words 1

Say the word. Cut out the letters to build the word. Then, write the word.

40

mixed long vowel pages

	oa	f	ai	n	ue
	s	igh	g	l	f
	t	l	d	ee	l

Vowel Teams

Read & Draw 1

Read the sentence. Finally, read all of the sentences on the page three times.

he	
an oam.	
ail om.	
leaf	

That tie is tight on Dad's neck.





TEACHERS ARE RAVING!



Tara C.
April 4, 2023

★★★★★ Extremely satisfied

Thank you! I use these during a small intervention groups! Works out great!

Students used with

1st grade

Students were engaged



Renee D.
May 1, 2023

★★★★★ Extremely satisfied

I have the entire set of these units. They are wonderful! They are one of the best purchases I have made on TPT. I provide phonics intervention for 1-3rd graders that do not have good decoding skills. While I am using other resources, this series has become the foundation for my intervention lessons.

Students used with

1st, 2nd, 3rd grades

Students were engaged



Co.
August 30, 2023

★★★★★ Extremely satisfied


This was a great resource for my students to practice their phonics skills.

Students used with

1st grade

Primarily students with learning difficulties, that are emerging bilinguals/ ELs/ ESOLs/ ENLs, and on the autism spectrum

Students were engaged



ENGAGING Science of Reading aligned long vowel team practice!







Fully decodable + long vowel team fluency + reading + comprehension + answer keys + Science of Reading aligned, ALL in ONE resource!

Name: _____

Vowel Teams

Let's Word Map I

Look at the picture. Say the word. Then tap the word. Map the word.







	
	
	

Name: _____

Vowel Teams

Let's Write and Find I

Say the word. Tap and map the word. Then, find the word in the word search.

a	l	a	y	t	b	e	a	f
f	o	m	f	u	e	l	u	b
o	b	e	u	t	e	a	l	l
a	n	i	g	h	t	m	i	f
m	e	r	a	i	l	a	t	n

phonics worksheets
SCIENCE OF READING ALIGNED
40 PAGES
LONG VOWEL TEAMS
Created By A Teachable Teacher

NO Prep Needed!

Ready for students to practice long vowel team words - Just print and go!


Name: _____

Vowel Teams

Let's Read & Find I

Read the word. Find the matching picture. Color or circle the picture and check off the word.

<input type="checkbox"/> jail	<input type="checkbox"/> moat	<input type="checkbox"/> day	<input type="checkbox"/> feet	<input type="checkbox"/> row
<input type="checkbox"/> tie	<input type="checkbox"/> hoe	<input type="checkbox"/> say		
<input type="checkbox"/> sea	<input type="checkbox"/> fail	<input type="checkbox"/> beep		

































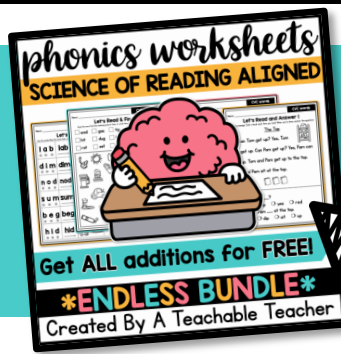
Name: _____

Vowel Teams

Let's Crack the Code and Read I

Write the letter that matches the beginning sound for the picture. Then, read your word. Circle the matching picture.



GET THE BUNDLE & SAVE \$\$\$

Phonics Skill	# of Pages
Mixed CVC	25
CVC - separated by vowel	99
Digraphs	23
Beginning Blends	30
Ending Blends	30
Double Final Consonants	21
Mixed CVCe	35
CVCe - separated by vowel	88
Long Vowel Teams	40
Diphthongs	37
R-Controlled Vowels	40
Bundle TOTALS	468 pages

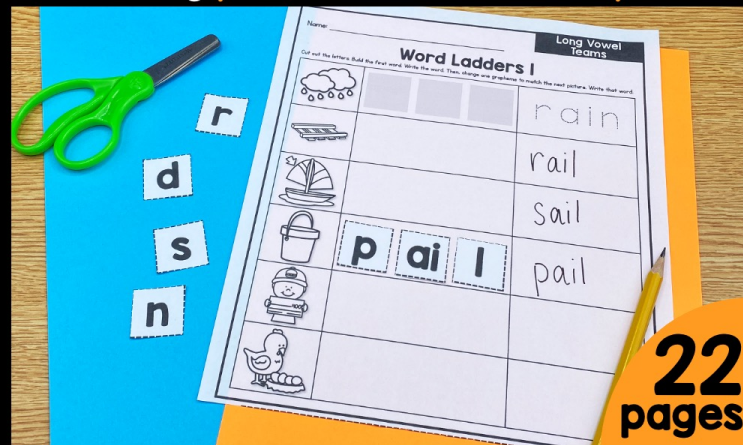
Click **HERE** for the **BUNDLE**

Looking for MORE Science of Reading Long Vowel Teams Products?

-click to go-

WORD LADDERS


connecting phonemic awareness + phonics



the long vowel teams edition


Created By A Teachable Teacher

WORD MAPPING + FLUENCY BUILDING



vowel teams edition

Created By A Teachable Teacher



Frequently Asked Questions

Is this an editable resource?

This resource is not editable.

What high frequency words are used in this resource?

Sentences and passages use only 10 prereading high frequency words (a, and, I, for, is, of, the, to, was, you) and FULLY decodable VC + CVC + CCVC + CVCC + CCVCC + CVV + VVC + CVVC + CCVV + CVVCC high frequency words

Is this resource available in an online format?

No, this resource is not uploaded in an online format.

Are answer keys included in this resource?

YES!!! Answer keys for EVERY page are included in this resource!