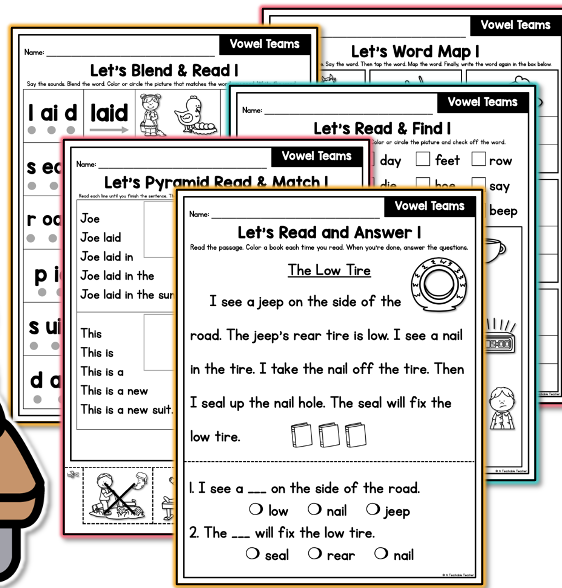



# phonics worksheets

SCIENCE OF READING ALIGNED

40 PAGES



## LONG VOWEL TEAMS

Created By A Teachable Teacher

✓ Help students blend, decode, read, & comprehend long vowel team words with confidence

✓ 40 completely decodable research-based reading worksheets

✓ No prep - just print & go

✓ Great for 1<sup>st</sup> grade, 2<sup>nd</sup> grade, & intervention

# What's Inside & Who It Helps

- ✓ 40 printable worksheets for targeted long vowel team practice aligned to The Science of Reading
- ✓ Activities support blending, decoding, reading, fluency, & comprehension
- ✓ Designed for 1<sup>st</sup> & 2<sup>nd</sup> grade phonics instruction

## Long Vowel Teams Included:

- |       |      |      |      |
|-------|------|------|------|
| ✓ ai  | ✓ ay | ✓ ea | ✓ ee |
| ✓ igh | ✓ ie | ✓ oa | ✓ ow |
| ✓ oe  | ✓ ue | ✓ ui | ✓ ew |

# Included Activities to Build Early Reading Confidence

- ✓ Orthographic mapping long vowel team words
- ✓ Blending long vowel team words
- ✓ Identifying/matching/writing long vowel team words
- ✓ Building long vowel team words letter by letter
- ✓ Reading decodable sentences with long vowel team words
- ✓ Comprehension
- ✓ Reading decodable passages with long vowel team words

## Perfect For:

- ✓ Kindergarten & 1<sup>st</sup>
- ✓ ELL/ESL
- ✓ Reading Intervention
- ✓ Small Groups
- ✓ Distance Learning
- ✓ Centers

# Simple, Structured, Decodable Practice




## 11 Worksheet Types

Name: \_\_\_\_\_

**Vowel Teams**

### Let's Word Map I

Look at the picture. Say the word. Then tap the word. Map the word. Finally, write the word again in the box below.





Name: \_\_\_\_\_

**Vowel Teams**

### Let's Read & Match I

Read the word. Find the matching picture. Write the word under the picture.

<input type="checkbox"/> coat	<input type="checkbox"/> suit	<input type="checkbox"/> mail	<input type="checkbox"/> tie	<input type="checkbox"/> lay	<input type="checkbox"/> bean
<input type="checkbox"/> paid	<input type="checkbox"/> team	<input type="checkbox"/> doe	<input type="checkbox"/> bait	<input type="checkbox"/> tow	<input type="checkbox"/> seed





			
---	---	---	---

Name: \_\_\_\_\_

**Vowel Teams**

### Let's Blend & Read I

Say the sounds. Blend the word. Color or circle the picture that matches the word you read. Write the word.



<b>l a i d</b>	<b>l a i d</b>			
<b>s e a t</b>	<b>s e a t</b>			

Name: \_\_\_\_\_

**Vowel Teams**

### Let's Build Words I

Say the word. Cut out the letters to build the word. Then, write the word.



















			
			

Name: \_\_\_\_\_

**Vowel Teams**

### Let's Crack the Code and Read I

Write the letter that matches the beginning sound for the picture. Then, read your word. Circle the matching picture.







								
								

Name: \_\_\_\_\_

**Vowel Teams**

### Let's Write and Find I

Say the word. Tap and map the word. Then, find the word in the word search.
















Name: \_\_\_\_\_

**Vowel Teams**

### Let's Read & Find I

Read the word. Find the matching picture. Color or circle the picture and check off the word.

<input type="checkbox"/> jail	<input type="checkbox"/> moat	<input type="checkbox"/> day	<input type="checkbox"/> feet	<input type="checkbox"/> row
<input type="checkbox"/> tight	<input type="checkbox"/> peek	<input type="checkbox"/> die	<input type="checkbox"/> hoe	<input type="checkbox"/> say
<input type="checkbox"/> heap	<input type="checkbox"/> suit	<input type="checkbox"/> tea	<input type="checkbox"/> fail	<input type="checkbox"/> beep

Name: \_\_\_\_\_

**Vowel Teams**

### Let's Pyramid Read & Match I

Read each line until you finish the sentence. Then copy and paste the matching picture. Finally, read each bottom sentence three times.

Joe		I	
Joe laid		I will	
Joe laid in		I will not	
Joe laid in the		I will not mow	
Joe laid in the sun.		I will not mow at	
		I will not mow at night.	

Name: \_\_\_\_\_

**Vowel Teams**

### Let's Read & Draw I

Read the sentence. Draw a picture to match the sentence. Finally, read all of the sentences on the page three times.

**Fay will fuel up the jeep.**

**When I soak the pan with soap, it will foam.**


Name: \_\_\_\_\_

**Vowel Teams**

### Let's Unscramble and Read I

Unscramble the words to make a sentence. Write the sentence underneath. Then read all of the sentences three times.

the	is	boat.	May	near		
sip	I	the	can	tea.		
is	This	not	tight.	suit		
need	up	load	You	jeep.	to	the
dog	week.	will	the	this	feed	I





Name: \_\_\_\_\_

**Vowel Teams**

### Let's Read and Answer I

Read the passage. Color a book each time you read. When you're done, answer the questions.

The Low Tire 

I see a jeep on the side of the road. The jeep's rear tire is low. I see a nail in the tire. I take the nail off the tire. Then I seal up the nail hole. The seal will fix the low tire. 

1. I see a \_\_\_ on the side of the road.  
 low  nail  jeep

2. The \_\_\_ will fix the low tire.  
 seal  rear  nail





# 100% Decodable Phonics Fluency Practice

Name: \_\_\_\_\_

### Vowel Teams

#### Let's Pyramid Read & Match I

Read each line until you finish the sentence. Then copy and paste the matching picture. Finally, read each bottom sentence three times.

Joe		I	
Joe laid		I will	
Joe laid in		I will not	
Joe laid in the		I will not mow	
Joe laid in the beam.		I will not mow at	
Joe laid in the sun.		I will not mow at night.	
This		Sue	
This is		Sue is	
This is a		Sue is on	
This is a new		Sue is on the	
This is a new suit.		Sue is on the high	
		Sue is on the high beam.	

**HIGH  
FREQUENCY  
WORDS**

Sentences and passages use only

- **prereading high frequency words** (a, and, I, for, is, of, the, to, was, you)
- **decodable VC + CVC + CCVC + CVCC + CCVCC + CVCe + CVV + VVC + CVVC + CCVV + CVVCC high frequency words (w/blends & digraphs)**



Name: \_\_\_\_\_

### Vowel Teams

#### Let's Read and Answer I

Read the passage. Color a book each time you read. When you're done, answer the questions.

#### The Low Tire

I see a jeep on the side of the  road. The jeep's rear tire is low. I see a nail in the tire. I take the nail off the tire. Then I seal up the nail hole. The seal will fix the low tire. 

1. I see a \_\_\_ on the side of the road.  
 low    nail    jeep

2. The \_\_\_ will fix the low tire.  
 seal    rear    nail

**Answer Keys Included!**

# Varied Decodable Phonics Fluency Practice













## SENTENCES

Name: \_\_\_\_\_

**Vowel Teams**

### Let's Blend & Read I

Say the sounds. Blend the word. Color or circle the picture that matches the word you read. Write the word.

l a i d	laid			
s e a t	seat			
r o a d	road			
p i e	pie			
s u i t	suit			
d a y	day			


Name: \_\_\_\_\_

**Vowel Teams**

### Let's Unscramble and Read I

Unscramble the words to make a sentence. Write the sentence underneath. Then read all of the sentences three times.

the	is	boat.	May	near		
_____						
sip	I	the	can	tea.		
_____						
is	This	not	tight.	suit		
_____						
need	up	load	You	jeep.	to	the
_____						
the	this	feed	I			
_____						




## WORDS

Name: \_\_\_\_\_


**Vowel Teams**

### Let's Read and Answer I

Read the passage. Color a book each time you read. When you're done, answer the questions.

The Low Tire 

I see a jeep on the side of the road. The jeep's rear tire is low. I see a nail in the tire. I take the nail off the tire. Then I seal up the nail hole. The seal will fix the low tire.



---

1. I see a \_\_\_ on the side of the road.  
 low    nail    jeep

2. The \_\_\_ will fix the low tire.  
 seal    rear    nail

## PASSAGES



# TEACHERS ARE RAVING!

## Great for Fluency

★★★★★ December 21, 2025

✓ Met expectations ✓ Great value ✓ Standards-aligned

This is a great resource for fluency. These worksheets are great, my favorite are the fluency pages. Thanks

**Teaching Through Faith** (TPT Seller) 905 reviews • Indiana

Grades taught: 1st, 2nd, 3rd, 4th, 5th, 6th, 7th, 8th, 9th, 10th, 11th, 12th

★★★★★ August 28, 2024

This is perfect to use with my small group students. It really helps reinforce the skills they're learning in the classroom, thank you!

**Elizabeth Kallert** (TPT Seller) 1,362 reviews


Grades taught: 2nd

★★★★★ September 2, 2023

Great tool to build on foundational phonics concepts. I come back to these resources all the time!

**Melissa B.** 64 reviews

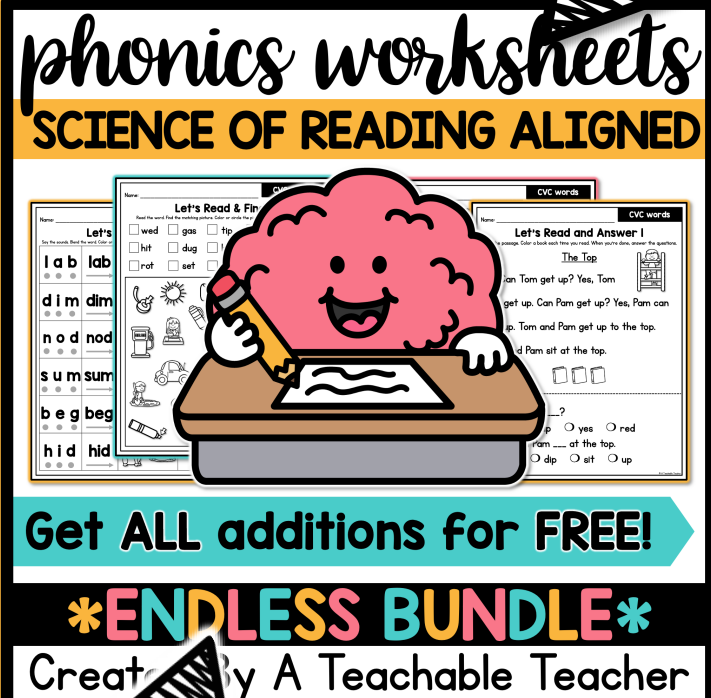
Grades taught: 2nd



# Want a Full Year of 100% Decodable Phonics Practice?

Get ALL 23 Phonics Science of Reading Aligned Worksheet products (over 550+ pages) at a discounted bundle price!

Click *HERE* to get the complete bundle of fully decodable phonics fluency worksheets with reading comprehension, answer keys, & Science of Reading aligned activities - all in one easy-to-use resource!



**phonics worksheets**  
**SCIENCE OF READING ALIGNED**

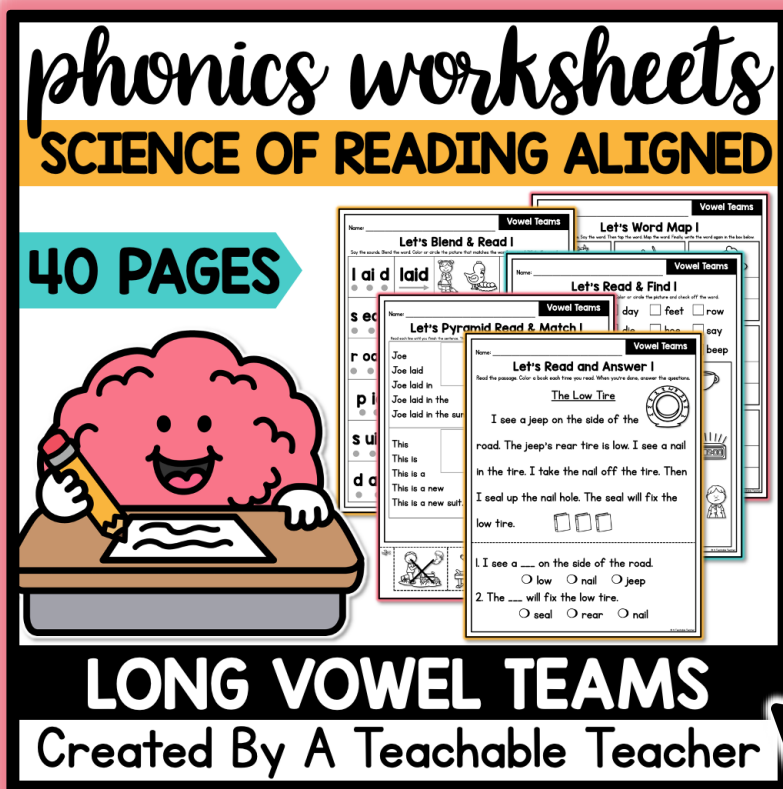
Get ALL additions for FREE!

**\*ENDLESS BUNDLE\***  
Created by A Teachable Teacher

Get the bundle & get ALL new additions for FREE!!

# Ready to Build Reading Fluency with Long Vowel Teams?

- ✓ 40 no prep decodable worksheets
- ✓ Supports fluency with decodable, targeted practice
- ✓ Science of Reading Aligned
- ✓ Perfect for 1<sup>st</sup> & 2<sup>nd</sup> grade



phonics worksheets  
SCIENCE OF READING ALIGNED

40 PAGES

LONG VOWEL TEAMS  
Created By A Teachable Teacher

The product cover displays several sample worksheets. One worksheet titled 'Let's Blend & Read I' shows a list of words: 'laid', 'said', 'paid', 'road', 'paid', 'said', 'paid'. Another worksheet titled 'Let's Read and Answer I' features a story about a jeep with a low tire and a seal. The story text is: 'I see a jeep on the side of the road. The jeep's rear tire is low. I see a nail in the tire. I take the nail off the tire. Then I seal up the nail hole. The seal will fix the low tire.' Below the story are two questions: '1. I see a \_\_\_ on the side of the road. low nail jeep' and '2. The \_\_\_ will fix the low tire. seal rear nail'.

Click *Add to Cart* & start building reading fluency in a fun & engaging way!