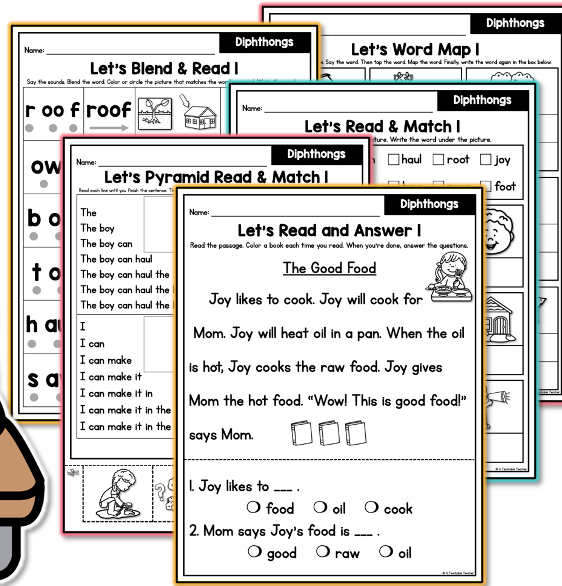



phonics worksheets

SCIENCE OF READING ALIGNED

37 PAGES



DIPHTHONGS

Created By A Teachable Teacher

✓ Help students blend, decode, read, & comprehend diphthong words with confidence

✓ 37 completely decodable research-based reading worksheets

✓ No prep - just print & go

✓ Great for 1st grade, 2nd grade, & intervention

What's Inside & Who It Helps

- ✓ 37 printable worksheets for targeted diphthong practice aligned to The Science of Reading
- ✓ Activities support blending, decoding, reading, fluency, & comprehension
- ✓ Designed for 1st & 2nd grade phonics instruction

Diphthongs Included:

- | | |
|-----------|------------|
| ✓ au | ✓ aw |
| ✓ ou | ✓ ow |
| ✓ oi | ✓ oy |
| ✓ long oo | ✓ short oo |

Included Activities to Build Early Reading Confidence

- ✓ Orthographic mapping diphthong words
- ✓ Blending diphthong words
- ✓ Identifying/matching/writing diphthong words
- ✓ Building diphthong words letter by letter
- ✓ Reading decodable sentences with diphthong words
- ✓ Comprehension
- ✓ Reading decodable passages with diphthong words

Perfect For:

- ✓ Kindergarten & 1st
- ✓ ELL/ESL
- ✓ Reading Intervention
- ✓ Small Groups
- ✓ Distance Learning
- ✓ Centers




Simple, Structured, Decodable Practice

11 Worksheet Types

Name: _____ **Diphthongs**

Let's Word Map I

Look at the picture. Say the word. Then tap the word. Map the word. Finally, write the word again in the box below.





		

Name: _____ **Diphthongs**

Let's Read & Match I

Read the word. Find the matching picture. Write the word under the picture.




<input type="checkbox"/> food	<input type="checkbox"/> town	<input type="checkbox"/> coin	<input type="checkbox"/> haul	<input type="checkbox"/> roof	<input type="checkbox"/> joy
<input type="checkbox"/> loud	<input type="checkbox"/> hook	<input type="checkbox"/> lawn	<input type="checkbox"/> boy	<input type="checkbox"/> gown	<input type="checkbox"/> foot

			
---	---	---	---

Name: _____ **Diphthongs**

Let's Blend & Read I



Say the sounds. Blend the word. Color or circle the picture that matches the word you read. Write the word.

r o o f	roof		
o w l	owl		

Name: _____ **Diphthongs**

Let's Build Words I









Say the word. Cut out the letters to build the word. Then, write the word.

Name: _____ **Diphthongs**

Let's Crack the Code and Read I




Write the letter that matches the beginning sound for the picture. Then, read your word. Circle the matching picture.

Name: _____ **Diphthongs**

Let's Write and Find I

Say the word. Tap and map the word. Then, find the word in the word search.







b
t
h
s

Name: _____ **Diphthongs**

Let's Read & Find I

Read the word. Find the matching picture. Color or circle the picture and check off the word.

<input type="checkbox"/> down	<input type="checkbox"/> zoo	<input type="checkbox"/> oil	<input type="checkbox"/> look	<input type="checkbox"/> howl
<input type="checkbox"/> coin	<input type="checkbox"/> wood	<input type="checkbox"/> loud	<input type="checkbox"/> boy	<input type="checkbox"/> pool
<input type="checkbox"/> saw	<input type="checkbox"/> bow	<input type="checkbox"/> yawn	<input type="checkbox"/> tool	<input type="checkbox"/> fawn

Name: _____ **Diphthongs**

Let's Pyramid Read & Match I

Read each line until you finish the sentence. Then copy and paste the matching picture. Finally, read each bottom sentence three times.

The		Dawn	
The boy		Dawn will	
The boy can		Dawn will dig	
The boy can haul		Dawn will dig in	
The boy can haul the		Dawn will dig in the	
The boy can haul the bag		Dawn will dig in the soil.	
The boy can haul the bag off.			

Name: _____ **Diphthongs**

Let's Read & Draw I

Read the sentence. Draw a picture to match the sentence. Finally, read all of the sentences on the page three times.

At noon, I can cook our food.

The owl is on top of the coop.

b
o
o
m

Name: _____ **Diphthongs**

Let's Unscramble and Read I

Unscramble the words to make a sentence. Write the sentence underneath. Then read all of the sentences three times.

big.	town	This	is

I	the	can	moon.	see

down	will	path.	the	skip	Dawn

roof	did	that	How	get	leak?	the

when	The	boil	is	will	hot.	pot	it

Name: _____ **Diphthongs**

Let's Read and Answer I

Read the passage. Color a book each time you read. When you're done, answer the questions.

The Good Food

Joy likes to cook. Joy will cook for Mom. Joy will heat oil in a pan. When the oil is hot, Joy cooks the raw food. Joy gives Mom the hot food. "Wow! This is good food!" says Mom.

1. Joy likes to ____ .
 food oil cook

2. Mom says Joy's food is ____ .
 good raw oil

100% Decodable Phonics Fluency Practice

Name: _____ **Diphthongs**

Let's Pyramid Read & Match I

Read each line until you finish the sentence. Then copy and paste the matching picture. Finally, read each bottom sentence three times.

The		Dawn	
The boy		Dawn will	
The boy can		Dawn will dig	
The boy can haul		Dawn will dig in	
The boy can haul the		Dawn will dig in the	
The boy can haul the bag		Dawn will dig in the soil.	
The boy can haul the bag off.			
I		How	
I can		How did	
I can make		How did you	
I can make it		How did you get	
I can make it in		How did you get to	
I can make it in the		How did you get to the	
I can make			

HIGH FREQUENCY WORDS

Sentences and passages use only

- **prereading high frequency words**

(a, and, I, for, is, of, the, to, was, you)


- **decodable VC + CVC + CCVC + CVCC + CVCe + CVV + VVC + CVVC + CCVV + CVVCC + CCVVCC high frequency words**


Name: _____ **Diphthongs**

Let's Read and Answer I

Read the passage. Color a book each time you read. When you're done, answer the questions.

The Good Food

Joy likes to cook. Joy will cook for 

Mom. Joy will heat oil in a pan. When the oil is hot, Joy cooks the raw food. Joy gives Mom the hot food. "Wow! This is good food!" says Mom. 

1. Joy likes to ____ .
 food oil cook

2. Mom says Joy's food is ____ .
 good raw oil

Answer Keys Included!

Varied Decodable Phonics Fluency Practice










SENTENCES

Name: _____

Diphthongs

Let's Word Map I

Look at the picture. Say the word. Then tap the word. Map the word. Finally, write the word again in the box below.

Name: _____

Diphthongs

Let's Unscramble and Read I

Unscramble the words to make a sentence. Write the sentence underneath. Then read all of the sentences three times.


big.	town	This	is			

I	the	can	moon.	see		

down	will	path.	the	skip	Dawn	

roof	did	that	How	get	leak?	the

is	will	hot.	pot	it		





Name: _____

Diphthongs

Let's Read and Answer I

Read the passage. Color a book each time you read. When you're done, answer the questions.

The Good Food

Joy likes to cook. Joy will cook for  Mom. Joy will heat oil in a pan. When the oil is hot, Joy cooks the raw food. Joy gives Mom the hot food. "Wow! This is good food!" says Mom. 

1. Joy likes to ____ .
 food oil cook

2. Mom says Joy's food is ____ .
 good raw oil

WORDS

PASSAGES



TEACHERS ARE RAVING!

★★★★★ May 1, 2023

I have the entire set of these units. They are wonderful! They are one of the best purchases I have made on TPT. I provide phonics intervention for 1-3rd graders that do not have good decoding skills. While I am using other resources, this series has become the foundation for my intervention lessons.

Renee

This is an amazing resource and very user friendly. My students love this as well.

Grades 1-3

★★★★★ February 16, 2026

This is an amazing resource and very user friendly. My students love this as well.

Amy J. 460 reviews • Alabama


Grades taught: PreK, K, 1st, 2nd

★★★★★ July 29, 2024

These were a perfect supplement to our curriculum that I used in my small group intervention lessons. The format and activities for each were easy to teach and easy for my students to complete independently.

Brittney S. 762 reviews

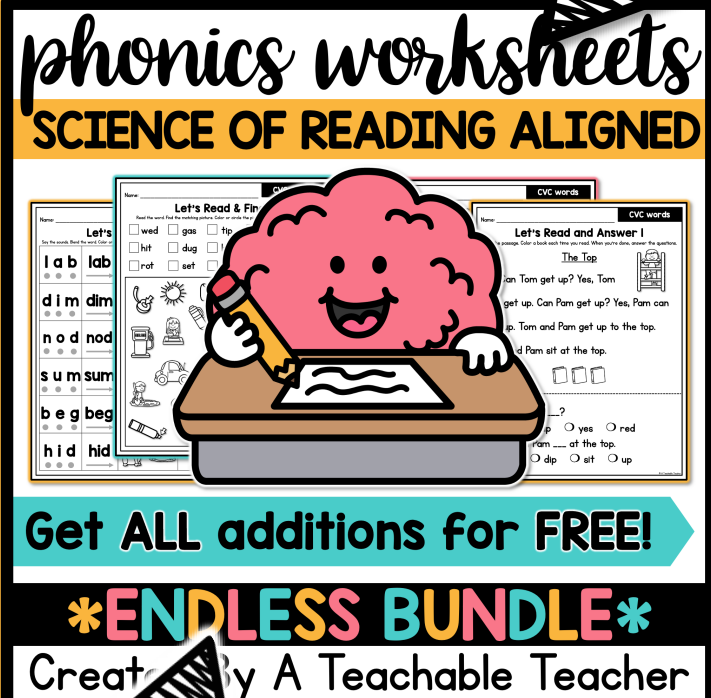
Grades taught: 2nd



Want a Full Year of 100% Decodable Phonics Practice?

Get ALL 23 Phonics Science of Reading Aligned Worksheet products (over 550+ pages) at a discounted bundle price!

Click *HERE* to get the complete bundle of fully decodable phonics fluency worksheets with reading comprehension, answer keys, & Science of Reading aligned activities - all in one easy-to-use resource!



phonics worksheets
SCIENCE OF READING ALIGNED

Get ALL additions for FREE!

ENDLESS BUNDLE
Created by A Teachable Teacher


Get the bundle & get ALL new additions for FREE!!

Ready to Build Reading Fluency with Diphthongs?

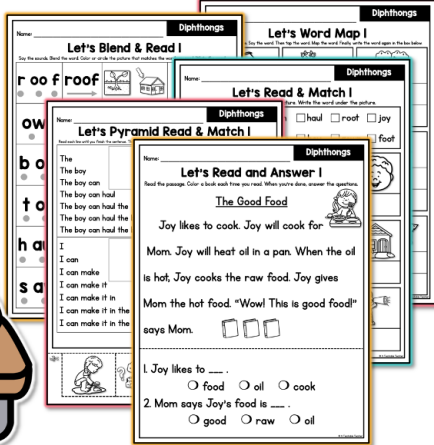
- ✓ 37 no prep decodable worksheets
- ✓ Supports fluency with decodable, targeted practice
- ✓ Science of Reading Aligned
- ✓ Perfect for 1st & 2nd grade

phonics worksheets
SCIENCE OF READING ALIGNED

37 PAGES



DIPHTHONGS
Created By A Teachable Teacher



Click *Add to Cart* & start building reading fluency in a fun & engaging way!