

**WORLD OF WATERSPORTS**

www.wowwatersports.com

WOW SUPER SLIDE OWNER'S MANUAL

**IMPORTANT SAFETY INSTRUCTIONS READ AND FOLLOW ALL INSTRUCTIONS**

# **WARNING CAUTION!**

**TO LESSEN YOUR RISK OF SERIOUS INJURY OR DEATH, FOLLOW THESE RULES:**

Follow all instructions, safety information below and in owner s manual. To reduce risks:

- NOT FOR ADULT USE. THE SUPER SLIDE IS NOT TO BE USED BY ANY ONE WHO IS UNDER THE AGE OF 5, OVER THE AGE OF 12, OVER 5 FEET TALL OR WHO WEIGHS OVER 110 POUNDS.
- BECAUSE OF THEIR LARGER SIZE AND WEIGHT, OLDER CHILDREN AND ADULTS RISK SPINE, NECK, HEAD OR OTHER LIFE-THREATENING INJURIES FROM USING THIS SLIDE
- Slide so your arms and stomach contact the slide first. DO NOT DIVE HEAD FIRST WITHOUT HAVING YOUR ARMS EXTENDED FORWARD AND YOUR HEAD UP IN ORDER TO SEE AHEAD OF YOU. DIVING MAY CAUSE SERIOUS INJURY, INCLUDING NECK INJURY AND OR PARALYSIS
- Negligent, reckless use or misuse of this slide may cause serious, or fatal injury. Please read all wow super slide set-up and use warning/instructions , and the WOW super slide manual before using this product.
- Use with adult supervision at all times.
- Use on level lawns only. Do not use on pavement or any other hard surfaces. Make sure your lawn area is free from sprinkler heads, rocks, bumps, sunken depression areas, sticks, or other sharp or potentially dangerous objects.
- Proper set-up and inflation by an adult is required.
- Only use the Super Slide sliding on your stomach.
- DO NOT SLIDE KNEELING OR STANDING.

**RELEASE OF LIABILITY:**

By assembling and inflating this product, you agree that you have read and understand the entire World of Watersports' product manual, including all instructions and warnings contained in that material prior to using this product. You additionally agree that you will ensure any additional or subsequent users of this product will read and understand the entire owner's manual. Misuse or improper use of this product could result in risks, dangers and hazards which can result in serious injury or death. The risks and dangers that can be encountered through the improper use of this product can be avoided by reading and following the warning guidelines listed within the owner's manual and by proper use of this product. Your assembly and use of this product shall be evidence of your agreement, to the fullest extent permitted by law, to properly follow the instructions and abide by the warnings set forth within the product manual. Your assembly and use of this product shall also constitute a release, to the extent permitted by law, by you and by any third party permitted by you to use, in any manner, this product, to World of Watersports from any and all liability for any loss, damage, injury and/or expense that you or any user of this product may suffer as a result of the use of this product. This release shall extend to any loss, damage, injury or expense due to any cause whatsoever, including negligence or breach of contract on the part of World of Watersports and/or any party participating in the design and/or manufacture of this product. The terms of this release shall be effective and binding upon you, your heirs, next of kin, executors, administrators, assigns and representatives. Your assembly and use of this product shall constitute your agreement to assume and accept any or all known or unknown risks of injury to you and/or to third parties through the use of this product. World of Watersports and related parties have not made and hereby expressly deny any oral or written representation and/or warranty, including warranty for a particular purpose, other than what is set forth herein and in the World of Watersports' owner's manual.



Product Name	Model#	Approximate Inflated Size	Age	Person	Height NOT OVER	Approximate Weight Limit
WOW SUPER SLIDE	20-2212	25 ft x 6 ft	5-12	1-2	5 ft	110 lbs. 49 kg.

Package Contents: 1 Super Slide with pontoons, 2 Super Sleds, Anchor Pins, Product Manual, Patch Kit

PATENT PENDING


**THE BEST AIR PUMPS TO USE TO INFLATE YOUR PRODUCT ARE THE FOLLOWING:**

- 110 Volt Electric Pump - E.g. WOW 2.0 to 3.0 PSI High Pressure Air Pump or any 110 Volt Electric Pump with 2.0 to 3.0 PSI
- WOW Double Action Hand Pump or Foot Pump specifically designed for your super slide product.**
- 12 Volt Pump pumps can also be used but their maximum output is only .8 psi so a secondary pump such a hand pump or foot pump will need to be used.
- Leaf Blower
- Shop Vac or vacuum with two-way switch
- Do NOT use an air compressor.




## WOW SUPER SLIDE SETUP WARNINGS & INSTRUCTIONS:

- Before setting up the slide, check under and around the slide for sharp objects or any other objects that could cause injury or damage the slide.
- The WOW SUPER SLIDE should be placed no less than 10 feet away on all sides from trees, walls, holes, pools and other objects. Make sure the area at the start and the end of the slide is free of pavement, trees, pools, and any other objects that could impede or injure the slider.
- Use on level lawns only. Do not use on pavement or any other hard surfaces.
- Make sure your lawn area is free from of sprinkler heads, rocks, bumps, sunken depression areas, sticks, or other potential sharp objects.
- Place the slide with the printed floor graphic side facing up. The beginning of the slide will have the graphic words START.
- If you are connecting more than one slide together make sure the slides are connected properly using the pontoon side wall locking connection system found on the end of the pontoons. Make sure the end of the first slide's floor is overlapped on top of the next slide's floor. See the instruction in this manual for more information.
- Layout the slide in the proper recommended area and inspect the slide for rips, tears, or punctures. **DO NOT USE THE SLIDE IF DAMAGED.**
- Inflate the side wall pontoons until wrinkle free and firm. Then secure and close the valves.
- Inflate until firm the Super Sled Sliders.
- Check the entire side wall pontoons and sliders for air leaks. If the slide side wall pontoons or sliders are damaged and leaking air **DO NOT USE** until appropriate repair can be made or replacement can be ordered.
- Check all side wall pontoon anchor straps and pins so they are secure and the pins are properly in the ground before using the slide.
- Use the anchor pins supplied by the manufacture **ONLY**.
- Spray the entire slide with water before connecting the hose.
- Once hose is connected turn on the water gradually and wait for the sprinkler system to fill up. Once the sprinkler system is working you can increase the water pressure for desired water coverage.



## WOW SUPER SLIDE IN-USE WARNINGS & INSTRUCTIONS

- **THE SUPER SLIDE IS NOT TO BE USED BY ANYONE WHO IS UNDER THE AGE OF 5, OVER THE AGE OF 12, OVER 5 FEET TALL OR WHO WEIGHS OVER 110 POUNDS.**
- Use with adult supervision at all times.
- **ADULTS SHOULD INSTRUCT ALL CHILDREN AND USERS OF THIS SLIDE HOW TO SLIDE AND USE PROPERLY.**
- Negligent, reckless use or misuse of this slide may cause serious, or fatal injury. Please read all wow super slide set-up warnings, wow super slide use, wow super slide after use, and the WOW super slide manual before using.
- Slide so your arms and stomach contact the slide first. **DO NOT DIVE HEAD FIRST WITHOUT HAVING YOUR ARMS EXTENDED FORWARD AND YOUR HEAD UP IN ORDER TO SEE AHEAD OF YOU. DIVING MAY CAUSE SERIOUS INJURY, INCLUDING NECK INJURY AND OR PARALYSIS**
- Only use the Super Slide sliding on your stomach facing forward.
- Have users get bathing suits or clothing wet before using the slide. Make sure to remove all sharp objects from person and pockets such as emptying pockets, belt buckles, keys, jewelry, watches ect...
- **DO NOT** wear shoes on the slide.
- **DO NOT** run on the sliding surface.
- The sliding surface will be slippery **USE CAUTION!**
- **DO NOT** stand or kneel on the sliding surface.
- **DO NOT STAND ON THE INFLATABLE PONTOONS WALLS OR INFLATABLE SUPER SLEDS.**
- **DO NOT** do somersaults, wrestling, and reckless or rough play on the sliding surface.
- Only use the supplied inflated super sled sliders that come with the slide. Do not use any other type of sliding devices or inflatables.
- After extended period of use move the slide to avoid lawn damage or to prevent depressions in the ground underneath the slide.
- Always check all side wall pontoon anchor straps and pins so they are secure and the pins are properly in the ground before using the slide.
- Occasionally check all anchor straps and anchor pins after extended use of the slide so that the anchor pins are secure and still in the ground.
- Make sure the Slide's side wall pontoons and the Super Sleds are fully inflated during use.
- Do not use or supervise the use of the slide under the influence of alcohol or drugs or while you have any impaired mental capacity.
- Beware of bad weather conditions do not use slide in bad weather conditions.
- Beware of windy conditions do not use slide when the winds are exceed 20 MPH (32 KMH). Note to deflate and put away the slide immediately.



### CONNECT MULTIPLE SUPER SLIDES TOGETHER WHEN YOU BUY 2 OR MORE SLIDES

1. If you are connecting more than one slide together make sure the slides are connected properly using the pontoon side wall locking connection system found on the end of the pontoons. After both slides are laid out in the recommended area and properly inflated now you can lock the pontoons together. **Please reference the diagram below to see how to lock the pontoons together.** Insert the rectangle shape male end into the female end fitting and then push down to lock the pontoons in place.
2. Then make sure the end of the first slide's floor is overlapped on top of the next slide's floor. The overlap should almost extend to the start graphic on the front of the second slide.
3. Check all side wall pontoon anchor straps and pins so they are secure and the pins are properly in the ground.
4. Spray both slides with water before connecting the hose.
5. If you have a second hose connect this to the sprinkler system fitting found on the second slide.



### WOW SUPER SLIDE AFTER-USE WARNINGS & INSTRUCTIONS:

- When done using the Super Slide shut the water hose off.
- Disconnect the water hose.
- Deflate the side wall pontoons by opening up the large valves completely.
- Deflate the super sleds by opening up the valves and squeezing the air out by pinching the base of the valve.
- Remove the anchor pin stakes from the ground and let the slide completely dry.
- Do not use the Super Slide while its drying.
- Fold up the Super Slide to fit your tamper proof storage container properly.
- Only store the Super Slide after its completely dry in a tamper proof storage container away from children to avoid danger of suffocation.

### MAINTENANCE:

- You may clean your product using soap and water or mild detergent.
- Never use strong cleaning agents.
- The product, when clean and dry, can be deflated and stored in a cool, dry area out of direct sunlight.
- To deflate, simply unfasten the entire valve from the base. Note to unfasten all valves if you have multiple valves on your product .
- Avoid storing this product in areas of extreme temperatures and please take precautions against animals and rodents.

**PRODUCT STORAGE:** To prepare the product for storage please make sure that it is completely dry to prevent mildew and rot. Release all of the air from the chamber(s) and fold the product. If possible please store these products in a controlled temperature and do not expose the product to temperatures less than 40 degrees F. Cold temperature will damage the PVC material and cause it to crack at the folds.



## Warranty Policy:

WARRANTY: WOW World of Watersports warrants, to the original purchaser only, that their high performance products, when used for normal recreational purposes, are free from defects in material and workmanship for a period of 1 year from the date of purchase. Any implied warranties are also limited in duration to the 1 year period from the original date of purchase. Our warranty excludes products for rental, for hire, and other uses not considered normal recreational purposes. WOW World of Watersports will not be held liable for incidental or consequential damages. Note: The above warranty is only applicable to products purchased inside the U.S.A. For all products purchased outside the U.S.A. the warranty is limited to 90 days.

## The World of Watersports warranty does not cover:

- Failures caused by over-inflation and under-inflation
- Snags, tears, cuts and punctures obtained during normal use
- Items involved in accidents
- Fading from exposure to sunlight or weathering
- Misuse, abuse and neglect
- Improper storage

There are no warranties that extend beyond the description listed above. World of Watersports should not be held responsible in any way for any incidental and/or consequential damages.

This warranty is in lieu of all other warranties.

**You should contact the retail store that you purchased the item from for warranty replacements.  
If you have questions you may contact World of Watersports at [customerservice@wowwatersports.com](mailto:customerservice@wowwatersports.com)  
Phone: 1-844-969-9063**

**WOW WORLD OF WATERSPORTS  
14301 FNB Parkway Ste 100  
Omaha, NE 68154**

**⚠WARNING:** This product can expose you to chemicals such as Diisononyl Phthalate (DINP), which is known to the State of California to cause cancer. For more information go to [www.P65Warnings.ca.gov](http://www.P65Warnings.ca.gov)



[www.facebook.com/towables](http://www.facebook.com/towables)

