

decodable

SOR ALIGNED








SENTENCE PYRAMIDS

CVC - short i

Name: _____

Let's Pyramid Read & Match I

Read each line until you finish the sentence. Then copy and paste the matching picture. Finally, read each bottom sentence three times.

Tim Tim bit Tim bit the Tim bit the fig.		The The kid The kid hit The kid hit big!	
The The pig The pig hid The pig hid in The pig hid in the The pig hid in the pit.		Did Did a Did a wig Did a wig fit Did a wig fit in Did a wig fit in the Did a wig fit in the bin?	 

© A Teachable Teacher

20 PAGES

read **CVC WORDS** in context

Created By A Teachable Teacher

decodable

SOR ALIGNED



SENTENCE PYRAMIDS

20 PAGES


ZERO PREP

FULLY DECODABLE

PRACTICE IN CONTEXT

ANSWER KEY INCLUDED

CUT & PASTE COMPREHENSION



decodable

SOR ALIGNED



SENTENCE PYRAMIDS

CVC - mixed

Name: _____

Let's Pyramid Read & Match 5

Read each line

Vik's
Vik's
Vik's
Vik's

Did
Did h
Did h
Did h
Did h

CVC - short u

Name: _____

Let's Pyramid Read & Match 4

Read each line un

A
A bug
A bug
A bug
A bug
The
The pu
The pu
The pu
The pu

CVC - short a

Name: _____

Let's Pyramid Read & Match 3


Read each line until you finish the sentence. Then copy and paste the matching picture. Finally, read each bottom sentence three times.

Dan
Dan is
Dan is at
Dan is at bat.

I
I ran
I ran to
I ran to the
I ran to the mat.

The
The ram
The ram is
The ram is Tad's
The ram is Tad's pal.

Can
Can I
Can I pat
Can I pat the
Can I pat the yak?



HIGH FREQUENCY WORDS

Sentences use only:

- **prereading high frequency words** (a, and, I, for, is, of, the, to, was, you)
- **decodable VC + CVC high frequency words**

decodable

SOR ALIGNED



SENTENCE PYRAMIDS

4 fully-decodable sentence pyramids per page

read all of the sentences on the page three times (coloring a star each time) to build fluency

skill easily identified





students cut and paste pictures to show comprehension

Name: _____


CVC - short u







Let's Pyramid Read & Match I

Read each line until you finish the sentence. Then copy and paste the matching picture. Finally, read each bottom sentence three times.

A A bug A bug is A bug is on A bug is on the A bug is on the tux.		Cut Cut the Cut the nut Cut the nut up.	
The The pup The pup is The pup is at The pup is at the The pup is at the hut.		I I can I can run I can run to I can run to the I can run to the bus.	

© A Teachable Teacher



decodable

SOR ALIGNED



SENTENCE PYRAMIDS

CVC - short e

Name: _____

CVC - short o

Name: _____

CVC - mixed

Name: _____

Let's Pyramid Read & Match 5

Read each line until you finish the sentence. Then copy and paste the matching picture. Finally, read each bottom sentence three times.

Vik's

Vik's hut

Vik's hut is

Vik's hut is big!

Did

Did Hal

Did Hal mop

Did Hal mop up

Did Hal mop up the

Did Hal mop up the mat?

A

A fox

A fox sat

A fox sat on

A fox sat on Ken.

The

The tip

The tip of

The tip of the

The tip of the pen

The tip of the pen is

The tip of the pen is red.



SKILLS INCLUDED

- short a - 3 pages
- short e - 3 pages
- short i - 3 pages
- short o - 3 pages
- short u - 3 pages
- mixed review - 5 pages
- 20 pages TOTAL

decodable

SOR ALIGNED



SENTENCE PYRAMIDS

so many ways to use

homework

intervention

whole group

informal assessment

small group / tutoring

