

SOR ALIGNED



decodable






SENTENCE PYRAMIDS

CVC - short i

Name: _____

Let's Pyramid Read & Match I

Read each line until you finish the sentence. Then copy and paste the matching picture. Finally, read each bottom sentence from top to bottom.

Tim Tim bit Tim bit the Tim bit the fig.		The The kid The kid hit The kid hit big!	
The The pig The pig hid The pig hid in The pig hid in the The pig hid in the pit.		Did Did a Did a wig Did a wig fit Did a wig fit in Did a wig fit in the Did a wig fit in the bin?	 

ALL PHONICS SKILLS

---THE BUNDLE---

Created By A Teachable Teacher

SOR ALIGNED



decodable

SENTENCE PYRAMIDS

ZERO PREP


GET SKILLS AS ADDED

FULLY DECODABLE

PRACTICE IN CONTEXT

ANSWER KEY INCLUDED

CUT & PASTE COMPREHENSION



SOR ALIGNED



decodable

SENTENCE PYRAMIDS

Name: _____ CVC - mixed

Let's Pyramid Read & Match 5

Read each line until you finish the sentence. Then copy and paste the matching picture. Finally, read each bottom sentence three times.

Name: _____ CVC - short u

Let's Pyramid Read & Match 4

Read each line until you finish the sentence. Then copy and paste the matching picture. Finally, read each bottom sentence three times.

Name: _____ CVC - short a

Let's Pyramid Read & Match 3

Read each line until you finish the sentence. Then copy and paste the matching picture. Finally, read each bottom sentence three times.

Dan		I	
Dan is		I ran	
Dan is at		I ran to	
Dan is at bat.		I ran to the	
		I ran to the mat.	
The		Can	
The ram		Can I	
The ram is		Can I pat	
The ram is Tad's		Can I pat the	
The ram is Tad's pal.		Can I pat the yak?	

© A Teachable Teacher

HIGH FREQUENCY WORDS

Sentences use only:

- **prereading high frequency words** (a, and, I, for, is, of, the, to, was, you)
- **all other words are fully decodable**

SOR ALIGNED



decodable

SENTENCE PYRAMIDS

4 fully-decodable sentence pyramids per page





read all of the sentences on the page three times (coloring a star each time) to build fluency

Name: _____


CVC - short u







Let's Pyramid Read & Match I

Read each line until you finish the sentence. Then copy and paste the matching picture. Finally, read each bottom sentence three times.

A A bug A bug is A bug is on A bug is on the A bug is on the tux.		Cut Cut the Cut the nut Cut the nut up.	
The The pup The pup is The pup is at The pup is at the The pup is at the hut.		I I can I can run I can run to I can run to the I can run to the bus.	

© A Teachable Teacher



skill easily identified

students cut and paste pictures to show comprehension

SOR ALIGNED



decodable

SENTENCE PYRAMIDS

SKILLS INCLUDED

- CVC - available now
- digraphs - available now
- blends - available now
- CVCe - available now
- long vowel teams - available now
- diphthongs - available now
- double final consonants - available now
- r-controlled vowels - available now

Three overlapping worksheet examples are shown:

- CVC - short e**: "Let's Pyramid Read & Match 2"
- CVC - short o**: "Let's Pyramid Read & Match 3"
- CVC - mixed**: "Let's Pyramid Read & Match 5"

The "CVC - mixed" worksheet includes the following text and images:

Name: _____

Read each line until you finish the sentence. Then copy and paste the matching picture. Finally, read each bottom sentence three times.

Vik's	<input type="checkbox"/>	A	<input type="checkbox"/>
Vik's hut	<input type="checkbox"/>	A fox	<input type="checkbox"/>
Vik's hut is	<input type="checkbox"/>	A fox sat	<input type="checkbox"/>
Vik's hut is big!	<input type="checkbox"/>	A fox sat on	<input type="checkbox"/>
		A fox sat on Ken.	

Did	<input type="checkbox"/>	The	<input type="checkbox"/>
Did Hal	<input type="checkbox"/>	The tip	<input type="checkbox"/>
Did Hal mop	<input type="checkbox"/>	The tip of	<input type="checkbox"/>
Did Hal mop up	<input type="checkbox"/>	The tip of the	<input type="checkbox"/>
Did Hal mop up the	<input type="checkbox"/>	The tip of the pen	<input type="checkbox"/>
Did Hal mop up the mat?	<input type="checkbox"/>	The tip of the pen is	<input type="checkbox"/>
		The tip of the pen is red.	

© A Teachable Teacher

Illustrations at the bottom: a boy, a mop, a girl mopping, and a hut.

SOR ALIGNED



decodable

SENTENCE PYRAMIDS

so many ways to use


homework

intervention

whole group

informal assessment

small group / tutoring



teachable
TEACHER