

SOR ALIGNED



# decodable





# SENTENCE PYRAMIDS

digraph - ck

Name: \_\_\_\_\_

### Let's Pyramid Read & Match 1

Read each line until you finish the sentence. Then copy and paste the matching picture. Finally, read each bottom sentence three times.

Dan		I	
Dan can		I am	
Dan can <b>pick</b>		I am on	
Dan can <b>pick up</b>		I am on the	
Dan can <b>pick up a</b>		I am on the <b>back</b>	
Dan can <b>pick up a sock.</b>		I am on the <b>back deck.</b>	
<b>Beck</b>		A	
Beck is		A <b>duck</b>	
<b>Beck is sick</b>		A duck is	
<b>Beck is sick in</b>		A <b>duck is on</b>	
<b>Beck is sick in bed.</b>		A <b>duck is on the</b>	
		A <b>duck is on the dock.</b>	

© A Teachable Teacher

14 PAGES

read **WORDS** with **Digraphs** in context

Created By A Teachable Teacher

SOR ALIGNED



# decodable

## SENTENCE PYRAMIDS

14 PAGES


ZERO PREP

FULLY DECODABLE

PRACTICE IN CONTEXT

ANSWER KEY INCLUDED

CUT & PASTE COMPREHENSION



SOR ALIGNED



# decodable

# SENTENCE PYRAMIDS

Stacked worksheets for CVC words: CVC - mixed, CVC - short u, and CVC - short a. The top worksheet is titled "Let's Pyramid Read & Match 3" and includes a name field, a reading instruction, and two columns of sentences with blank boxes for matching pictures. The sentences are:

Dan	<input type="text"/>	I	<input type="text"/>
Dan is		I ran	
Dan is at		I ran to	
Dan is at bat.		I ran to the	
		I ran to the mat.	
The	<input type="text"/>	Can	<input type="text"/>
The ram		Can I	
The ram is		Can I pat	
The ram is Tad's		Can I pat the	
The ram is Tad's pal.		Can I pat the yak?	

Below the sentences are three stars and a row of four pictures: a girl with a question mark, a girl running, a boy with a baseball cap, and a boy with a ram.

## HIGH FREQUENCY WORDS

Sentences use only:

- **prereading high frequency words**  
(a, and, I, for, is, of, the, to, was, you)
- **decodable VC + CVC + CCVC + CVCC high frequency words**

SOR ALIGNED



# decodable

# SENTENCE PYRAMIDS

4 fully-decodable sentence pyramids per page

read all of the sentences on the page three times (coloring a star each time) to build fluency

skill easily identified

students cut and paste pictures to show comprehension

Name: \_\_\_\_\_ **digraph - ck**

### Let's Pyramid Read & Match I

Read each line until you finish the sentence. Then copy and paste the matching picture. Finally, read each bottom sentence three times.

Dan Dan can Dan can pick Dan can pick up Dan can pick up a Dan can pick up a sock.		I I am I am on I am on the I am on the back I am on the back deck.	
Beck Beck is Beck is sick Beck is sick in Beck is sick in bed.		A A duck A duck is A duck is on A duck is on the A duck is on the dock.	

© A Teachable Teacher

SOR ALIGNED



# decodable

# SENTENCE PYRAMIDS

Name: \_\_\_\_\_ digraph - ch

Let's Pyramid Read & Match!

Read each line until you finish the sentence. Then copy and paste the matching picture. Finally, read each bottom sentence three times.

Name: \_\_\_\_\_ digraph - th

Let's Pyramid Read & Match!

Read each line until you finish the sentence. Then copy and paste the matching picture. Finally, read each bottom sentence three times.

Name: \_\_\_\_\_ digraphs - mixed

Let's Pyramid Read & Match!

Read each line until you finish the sentence. Then copy and paste the matching picture. Finally, read each bottom sentence three times.

Nick		Chad	
Nick is		Chad can	
Nick is on		Chad can shop	
Nick is on the		Chad can shop with	
Nick is on the path.		Chad can shop with Mom.	
Did		I	
Did Beth		I can	
Did Beth lock		I can tuck	
Did Beth lock the		I can tuck the	
Did Beth lock the shed?		I can tuck the sham	
		I can tuck the sham in	
		I can tuck the sham in bed.	

© A Teachable Teacher

## SKILLS INCLUDED

- sh digraph - 3 pages
- ch digraph - 3 pages
- th digraph - 3 pages
- ck digraph - 3 pages
- mixed review - 2 pages
- 14 pages TOTAL

SOR ALIGNED



decodable

# SENTENCE PYRAMIDS

so many ways to use

homework

intervention

whole group

informal assessment

small group / tutoring

