

SOR ALIGNED



decodable





SENTENCE PYRAMIDS

blends- mixed review


Name: _____

Let's Pyramid Read & Match I

Read each line until you finish the sentence. Then copy and paste the matching picture. Finally, read each bottom sentence three times.

I I can I can clap I can clap for I can clap for the I can clap for the act !		Can Can you Can you pump Can you pump up Can you pump up the Can you pump up the flat ?	
Dan Dan can Dan can plug Dan can plug in Dan can plug in the Dan can plug in the _____ in the lamp.		You You must You must not You must not drop You must not drop the You must not drop the flag.	

© A Teachable Teacher





35 PAGES

read **WORDS** with **Blends** in context

Created By A Teachable Teacher

SOR ALIGNED



decodable

SENTENCE PYRAMIDS

35 PAGES

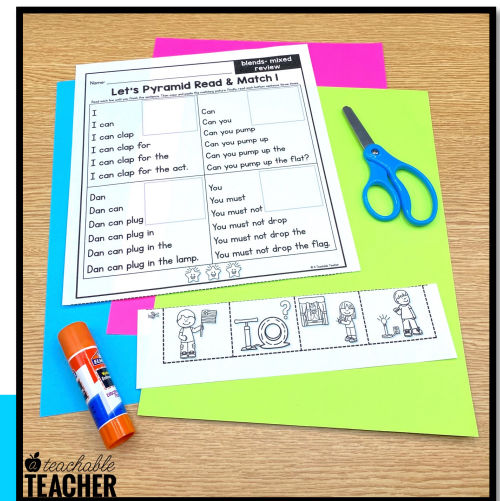
ZERO PREP

FULLY DECODABLE

PRACTICE IN CONTEXT

ANSWER KEY INCLUDED

CUT & PASTE COMPREHENSION



SOR ALIGNED



decodable

SENTENCE PYRAMIDS

end blend - nd

Name: _____

Let's Pyramid Read & Match 6

Read each line until you finish the sentence. Then copy and paste the matching picture. Finally, read each bottom sentence three times.

beg. blend - gr

Name: _____

Let's Pyramid Read & Match 7

blends- mixed review

Name: _____

Let's Pyramid Read & Match 1

Read each line until you finish the sentence. Then copy and paste the matching picture. Finally, read each bottom sentence three times.

I		Can	
I can		Can you	
I can clap		Can you pump	
I can clap for		Can you pump up	
I can clap for the		Can you pump up the	
I can clap for the act.		Can you pump up the flat?	
Dan		You	
Dan can		You must	
Dan can plug		You must not	
Dan can plug in		You must not drop	
Dan can plug in the		You must not drop the	
Dan can plug in the lamp.		You must not drop the flag.	

© A Teachable Teacher

HIGH FREQUENCY WORDS

Sentences use only:

- **prereading high frequency words**
(a, and, I, for, is, of, the, to, was, you)
- **decodable VC + CVC + CCVC + CVCC high frequency words**

SOR ALIGNED



decodable

SENTENCE PYRAMIDS

4 fully-decodable sentence pyramids per page

read all of the sentences on the page three times (coloring a star each time) to build fluency

skill easily identified

students cut and paste pictures to show comprehension

Name: _____ **beg. blend - cr**

Let's Pyramid Read & Match 9

Read each line until you finish the sentence. Then copy and paste the matching picture. Finally, read each bottom sentence three times.

Is		I	
Is a		I can	
Is a crab		I can dig	
Is a crab red?		I can dig up	
		I can dig up the	
		I can dig up the crop.	

Tod		A	
Tod can		A tot	
Tod can cram		A tot is	
Tod can cram it		A tot is in	
Tod can cram it in		A tot is in a	
Tod can cram it in a		A tot is in a crib.	
Tod can cram it in a bin.			

© A Teachable Teacher

SOR ALIGNED



decodable

SENTENCE PYRAMIDS

SKILLS INCLUDED

The image shows three overlapping worksheet examples for 'Let's Pyramid Read & Match'. The top worksheet is titled 'end blend - sk' and has a 'Name:' field. The middle worksheet is titled 'beg. blend - cl' and also has a 'Name:' field. The bottom worksheet is titled 'blends- mixed review' and has a 'Name:' field. Each worksheet contains a pyramid of sentences to be read and matched with pictures. The bottom worksheet includes a grid of sentences and pictures for matching.

I		Can	
I can		Can you	
I can clap		Can you pump	
I can clap for		Can you pump up	
I can clap for the		Can you pump up the	
I can clap for the act.		Can you pump up the flat?	
Dan		You	
Dan can		You must	
Dan can plug		You must not	
Dan can plug in		You must not drop	
Dan can plug in the		You must not drop the	
Dan can plug in the lamp.		You must not drop the flag.	

- beginning blends
 - cl-, fl- gl-, pl-, sl-, cr-, dr-, gr-, tr-, sn-, st-
- ending blends
 - -lf, -lk, -lp, -lt, -nd, -nt, -sk, -st, -ft, -mp
- mixed beg. blends review - 3 pages
- mixed end blends review - 3 pages
- mixed beg. & end blends review - 2 pages
- 35 pages TOTAL

SOR ALIGNED



decodable

SENTENCE PYRAMIDS

so many ways to use

homework

intervention

whole group

informal assessment

small group / tutoring

