

TO WASH IZZY AND SUNNY

RINSE GENTLY UNDER RUNNING, LUKEWARM WATER, THEN DRY BY PATTING WITH KITCHEN PAPER AND ALLOW IT TO DRY FULLY BEFORE RECOLOURING. DO NOT RUB THE SURFACE OR MACHINE WASH AS THIS WILL DAMAGE THE PRODUCT.

WARNING!

For Ages 3 years+

Not suitable for children under 36 months due to small parts that may represent a choking hazard. The felt-tip pens in this set are washable, but they may stain certain surfaces, carpets, or fabrics. Read the instructions before use, follow them, and keep them for reference.

See our full range of toys and gifts at: www.playmonster.co.uk

Designed and manufactured by: PlayMonster UK Ltd, Artisan, Hillbottom Road, High Wycombe HP12 4HJ. Please retain our address for future reference. Copyright ©2023 PlayMonster UK Ltd. The Fuzzikins® trademark is registered in the UK to PlayMonster UK Ltd. Made in China. Authorised Representative in the EU (for the purposes of Toy Safety Directive): Delphic HSE (Europe) B.V., The Base B, Evert van de Beekstraat 104, Schiphol, 1118CN, Netherlands.

Please Note: Contents may vary from those featured on this Box. The Fuzzikins trademark is registered in the UK to PlayMonster UK Ltd.

Licensed by:




MY LITTLE PONY and HASBRO and all related trademarks and logos are trademarks of Hasbro, Inc, © 2023 Hasbro.



MY LITTLE PONY

Fuzzikins® iNSTRUCTIONS



COLOUR IN IZZY AND SUNNY

1 TO USE THE CUTIE MARK STAMPER PEN, PRESS LIGHTLY AND ROCK SIDE TO SIDE TO PRINT THE FULL IMAGE.

NOTE: MAKE SURE YOU REPLACE THE PEN LIDS, OTHERWISE THEY WILL DRY OUT.

DECORATE IZZY

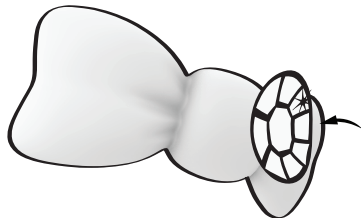
2



COLOUR ON THE STICKERS AND
PEEL THEM OFF OF THE SHEET.

NOTE: EACH PONY HAS
THEIR OWN STICKER SHEET!

3



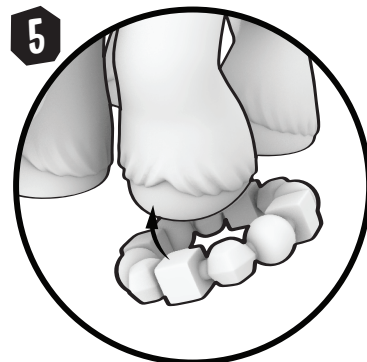
ATTACH STICKER MARKED 'A'
TO IZZY'S HAIR BOW.

4



TO ATTACH IZZY'S HAIR BOW,
REST THE BOW ON THE LEFT SIDE
OF HER HAIR.

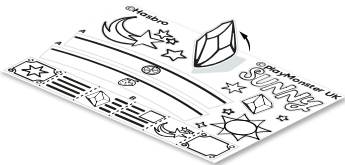
5



TO ATTACH IZZY'S BRACELETS,
STRETCH OVER HER HOOVES.

DECORATE SUNNY

2



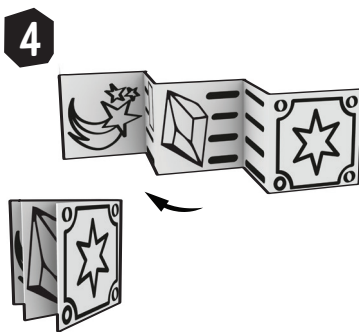
COLOUR ON THE STICKERS AND
PEEL THEM OFF OF THE SHEET.

3



ATTACH STICKERS MARKED 'A'
TO THE MILKSHAKES.

4



TO MAKE SUNNY'S TEXTBOOK,
FOLD THE LONG STICKER MARKED
WITH B IN ON ITSELF. IT SHOULD
MAKE 3 PAGES.

5



TO ATTACH SUNNY'S SATCHEL,
UNPOP THE STRAP AND FASTEN
AROUND HER NECK.