

# REM Nero Styling Chair 04030 / 04031 (E2-2024)



REM (UK) Limited, Glenfield Mill, Glenfield Road, Nelson, Lancashire BB9 8AW T: +44 (0)1282 619 977 F: +44 (0)1282 619 617 E: sales@rem.co.uk W: www.rem.co.uk

**Product Codes:**

- 04030 - Nero Styling Chair (black)
- 04031 - Nero Styling Chair (colour)

**Standard Equipment:**

- Chrome plated locking hydraulic pump with 5 star base

**Optional Equipment:**

- 5 star base black (03958)
- Quadra base (04378)
- Chair back cover
- Logo embroidery

**Main Construction:**

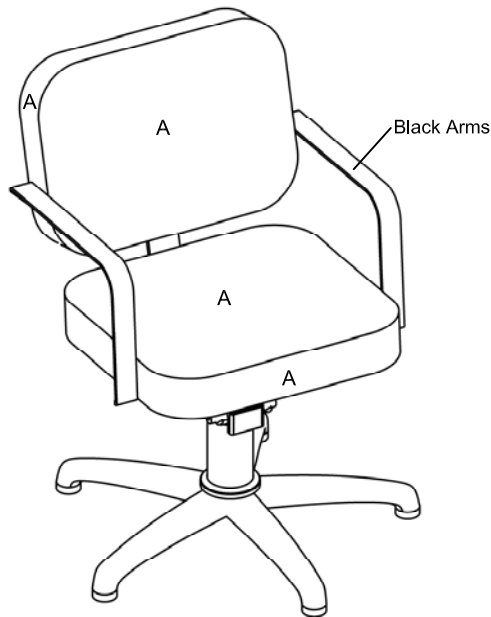
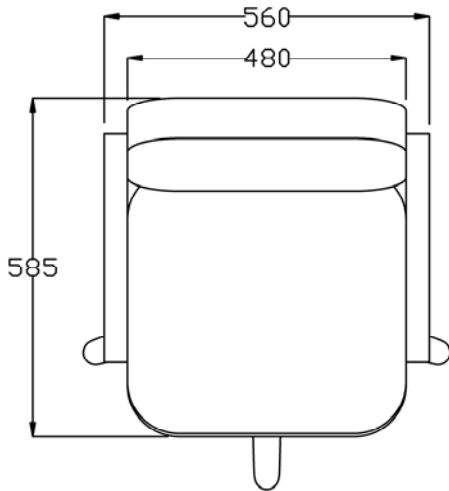
- Interior plywood construction with foam toppers
- Black steel arms

**Finish:**

- Any fabric from the REM range. All REM fabrics are fire retardant to Crib 5

**Features:**

- Choice of any REM colour
- Matching wash point available



A = Fabric

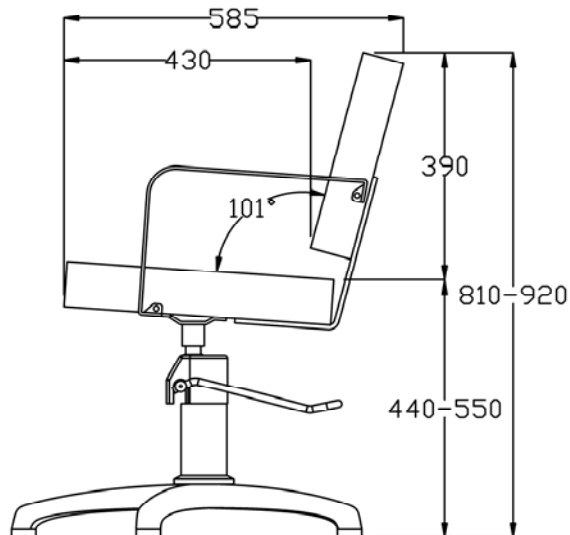
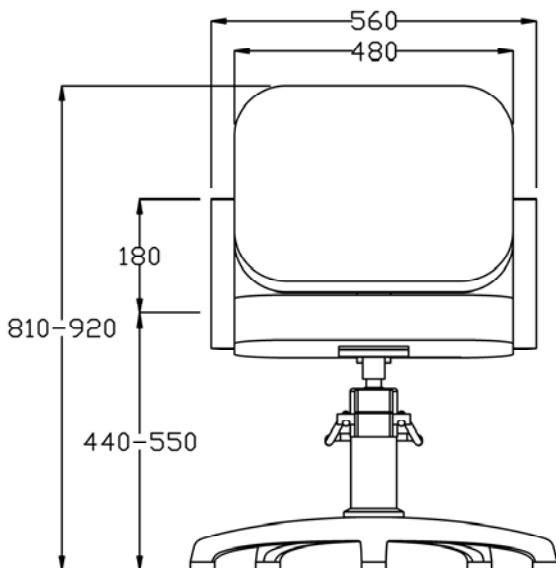
Chair Options:

- 5 Star Base - standard
- 03958 5 Star Base Black - option
- 04378 Quadra Base - option

03955 Embroidered Logo (embroidery to rear of chairs)

Clear Protective Back Cover

Optional extras must be clearly detailed at time of order.



\*NOTE: sizes may vary slightly from shown

REM declines all responsibility for any injury to persons or damage to property caused by faulty installation or assembly carried out by non-qualified persons.  
NOTE: These are recommended fitting instructions. Please discuss our recommendations with a qualified furniture fitter.

There are 3 types of chair assembly (A, B, and C)

1. You should have received

- (A) Pump with plate fitted or (B) Pump without plate or (C) Separate Pump with Quadra Base
- (A) Chair top with fixings fitted to underside of chair or (B/C) Chair top with plate fitted
- (A/B) Base c/w feet or (C) Quadra Base and Pump in separate box
- (A/B) Pump Fixing kit

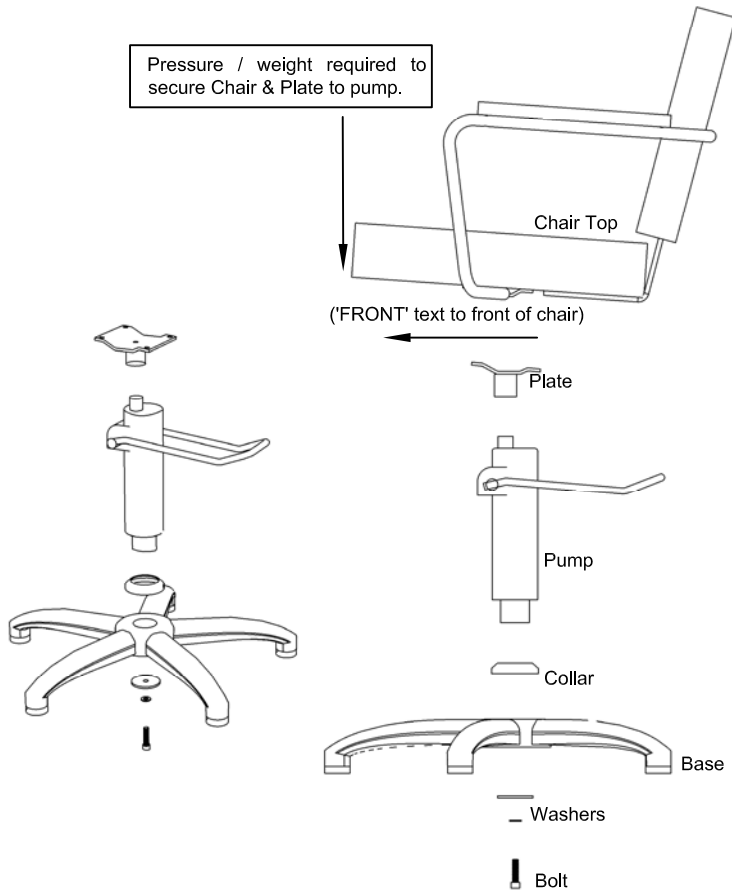
2. Unwrap/Unbox the hydraulic pump and base

3. (A/B) Fit the collar to the pump and fit into the base. Fix together using the M10 bolt and washer(s) and tighten with the 8mm Allen Key.

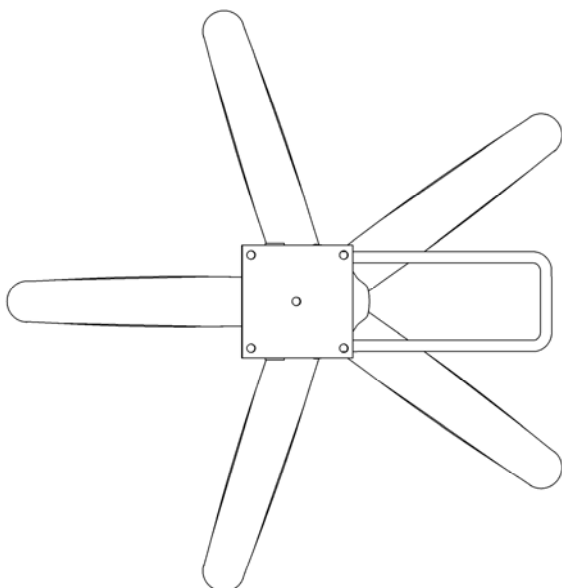
4. (A) Remove the 4 screws and any spacers from the underside of the chair

5. (A) Fit the plate, pump, and base to the chair top (ensuring the word 'FRONT' on the plate points towards the front of the chair. (B/C) Lower the chair top and plate onto the pump shaft.

6. (A) Carefully re-fit the 4 screws and any spacers in the original positions. Do not over-tighten. (B/C) Apply weight to the chair to ensure the plate and pump fit tightly together.



**Ensure the pump pedal is fitted in between two legs as shown.**



### **THE FOLLOWING INFORMATION RELATES TO ALL CHAIRS AND STOOLS IN THE REM PRODUCT RANGE**

#### Moving the Chair

- (B/C) Avoid picking the chair up by the chair top only as the chair top and pump have a tapered fit, the pump and base could disconnect from the chair top and plate.
- If the chair is to be moved regularly it is highly recommended that an extra bolt is fitted to mechanically connect the pump and plate. Please contact REM for the bolt.
- Always ensure to lock the pump (lift the pedal up) before moving the chair. Failure to do this could cause an air lock and the pump to jam or damage the seals and lose hydraulic fluid. This can usually be dispelled by putting as much weight as possible on the chair, whilst the pump is operated vigorously.

#### Cleaning:

- Wipe down upholstery and metal parts using a soft cloth and using mild soapy water. (No scouring aids or chemically damaging product should be used.) Dry and polish metal parts using a suitable proprietary metal cleaner.

#### Floors:

- Some floor types can be permanently stained from rubber based feet. Please check the guidelines from your flooring manufacturer. A non-rubber alternative foot is available from REM customer service on request.

DETAILED PRODUCT BOOKS FOR EACH CHAIR ARE AVAILABLE ONLINE: [www.rem.co.uk](http://www.rem.co.uk)

**Fabrics:**  
DECLARATION OF CONFORMITY OF CERTAIN FIRE RETARDANCY STANDARDS.

BS 7176 is the British Standard which specifies the requirements for the resistance to ignition of upholstered furniture manufactured for seating or similar usage, but excluding use on domestic furniture or transport seating. Tests have been carried out on all REM products and fabrics in accordance with BS EN 1021-1: 2006 and BS EN 1021-2: 2006 which satisfy the performance requirements of Low Hazard Category of BS 7176 (resistance to ignition sources: Smouldering Cigarette and Match Flame Equivalent).

Typical examples of furniture that are required to meet the Low Hazard Category are Schools, Colleges, Offices, and Day Centres.

All of the cloths the REM swatch are available on the majority of REM products and meet the Medium Hazard Category (Public Buildings, Restaurants, Hotel Bedrooms, Hospitals etc) of BS 7176 which is similar to the above but also includes the Ignition Source 5 test of BS 5852: 2006.

It should be noted also, that whilst the test levels for the various hazard categories are set after careful consideration of the particular end-user environments involved, they are not intended to reflect the behaviour of the upholstery in a fully developed fire. A label is available for use on items produced in accordance with this standard, although there is no legal requirement to attach said label. These can be supplied on request at the time of ordering (printed to suit Low and Medium Hazard Only).

All products are subject to availability. REM reserves the right, without further notice, to alter the material specification of our products, if necessary to provide the highest levels of product quality.

**Laminate:**

Each laminate shown in the REM swatch has been carefully selected from the Polyrey, Wilsonart & Egger Quality Collections of high pressure laminates (HPL). They can all be postformed (with the exception of Alu Brosse), and are suitable for commercial use. Please note that Matt Black has a tendency to fine scratching and finger marks when applied to horizontal working surfaces.

REM has made every effort to ensure that the Laminates presented in our swatch book are as the original. All products are subject to availability. REM reserves the right, without further notice, to alter the material specification of our products, if necessary to provide the highest levels of product quality.

Please ensure that you discuss any queries with our technical staff. For more colour ideas visit [www.rem.co.uk](http://www.rem.co.uk).

**NOTE**

REM declines all responsibility for any injury to persons or damage to property caused by installation or assembly that has not been carried out in compliance with the general warnings, and the installation instructions of the pole/base and/or wall arm. REM declines all responsibility for any injury to persons or damage to property caused by installation or assembly carried out by non-qualified persons. REM declines all responsibility for injury or damage resulting from the unsuitability of the wall for the wall hood processor and arm only.

**Environmental Protection**



The crossed-out wheeled bin symbol which you will find on the Rating Plate attached to your product, or appearing in the Assembly / Operating Instructions, signifies an obligation by you as purchaser or owner, to dispose of the equipment in accordance with the European Directive 2002/96/EC. This is a statutory instrument commonly known as the 'WEEE Regulations', which effectively requires you to carry out disposals of all Electrical and Electronic Equipment separately from your usual waste facilities. Specialist waste controls, designated by the Government (or Local Authorities) are to be made available to prevent potentially harmful substances affecting the environment and causing a possible human/animal health risk.

More detailed information is available from your local Environmental Health Office, Local Authority Waste Disposal Service, or the sales point from which the product was originally purchased.

REM's Producer Registration Number is **WEE/BJ0066TW**

**Manufacturer: REM (UK) Limited**

**EU Authorised Representative: Comply Express Unipessoal Limitada, StartUp Madeira, EV141, Campus da Penteada, 9020 105 Funchal, Portugal**

**Guarantee**

**What this Warranty Covers**

This warranty covers any product defects arising from faulty materials or workmanship; or defects arising from direct delivery transport damage. It is important to note that damages must be reported within 72 hours and are only covered for the address on the REM delivery note. Any issues relating to incorrect specification or missing components must be reported within 28 days from delivery.

**What this Warranty Does Not Cover**

Any problems arising from damage caused by misuse, failure to install correctly, damage caused during 3rd party transportation and storage, or fair wear and tear. (Goods delivered by the wholesaler or courier arranged by the wholesaler or end user will be classed as 3rd party transportation.)

**What is the period of this Warranty?**

This Warranty extends for a period of three years from date of purchase. Customers must retain their receipt from the supplying REM Distributor as proof of purchase. Any wholesaler stock items will be covered for three years, where applicable, from date of purchase from the wholesaler but exclude transport damage.

**What we will do to correct problems**

REM will, at its discretion, repair or replace defective products. During the first year of ownership for UK Mainland customers only, REM will supply and, at its discretion, fit replacement parts or products. In years 2 and 3 for UK Mainland customers and for years 1, 2 and 3 for all customers outside UK Mainland, REM will supply replacement parts or products at its cost.

**What we will not do**

REM will not be responsible for any associated costs of refitting or reinstalling any products which have been replaced nor will it be responsible for any costs incurred arising from the non-availability of its products awaiting repair or replacement.

**How do you get service?**

Should any problems arise with your REM product please use the REM Support Link which is found at <http://www.remsupport.co.uk/>.

**How does this affect my statutory rights?**

This three year warranty in no way affects your statutory rights and is intended as an additional safeguard and benefit for buying and using REM products.

**Notable Exceptions to the warranty**

1. Apollo, Apollo Lux, Blush and Studio Trolleys are covered by 12 month warranty only.
2. Any repairs carried out by REM personnel or accredited REM engineers have a 3 month guarantee.

**Other Exceptions to the warranty**

1. Upholstered seats are covered by a 3 year warranty except for where cloth gathers or stretches under use.
2. Dryer Pole Wing Nuts are considered a wearable part and not covered by warranty.
3. Hoses for REM washpoints are considered a wearable part and not covered by warranty.
4. Handsets for REM electric couches are only covered by warranty for the first 12 months.
5. Stained Upholstery due to hair dye and other products are not covered by warranty.
6. Stained Upholstery due to denim or similar are not covered by warranty.
7. Stained work surfaces due to nail varnish and similar products are not covered by warranty.
8. Damaged glass components or mirrors are not covered under warranty unless the damage occurred during delivery and reported within 72 hours.
9. Ceramic / Steel Basins are not covered for any cosmetic damage or any marks caused by equipment / jewellery / misuse.
10. Visors on REM Hood Dryer are covered by warranty for transit damage only.
11. Any items damaged in transit are only covered by warranty if delivered on REM vehicles or REM appointed subcontractors. Any items collected from REM by customers or where collection has been arranged by customers are not covered for any transit damage.
12. Any items purchased from REM Reconditioned stock, invoiced on a code beginning with 3045 are not covered by warranty.
13. Any items purchased from Ebay or similar are not covered by warranty.

**REM Returns Policy**

- All defects arising from faulty materials or poor workmanship; or defects arising from transport damage will be returned to REM at no cost to the customer.
- Where REM agree to replace a product, the replacement item will be charged to the customer's account. The returned unit will be credited in full once it has been received back at REM. In cases where the reported fault cannot be found, no credit will be authorised.
- Unwanted goods, or items not meeting customer requirements; which are free from the defects listed above, un-used, and in its original packaging will be considered for credit by a duly appointed representative of REM. A minimum charge of £60 will apply and will be communicated before the returns order is processed.
- Items manufactured to the specific requirements of the customer (such as made-to-order furniture and upholstery; and bespoke furniture) are non-returnable. If the item is faulty it will be replaced or repaired at REM's cost, as per our terms and conditions.
- REM will attempt collection of an arranged return a maximum of two times at which point the customer/wholesaler will have to arrange their own transportation for the goods to be sent back to REM or the returns note will be cancelled and any charges on the note will be applied to the account.

Please ensure that you discuss any queries with our technical staff:

[www.rem.co.uk](http://www.rem.co.uk) [sales@rem.co.uk](mailto:sales@rem.co.uk) [customerservice@rem.co.uk](mailto:customerservice@rem.co.uk) +44(0) 1282 619 917 ©REM UK Limited