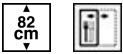


# STU2FABBL2



Product family	Dishwashers
Width	24"
Commercial height	82 cm
Installation	Under counter built-in
N° baskets	3, FlexiDuo
Engine	Single phase
EAN code	8017709303594




## Programs / Functions



Number of programs	10	Delicates	Yes
Washing temperatures	100, 113, 122, 130, 150, 158, 167 °F	Auto	Yes
Soak	Yes	Crystal & China	Yes
Express 27'	Yes	Eco express	Yes
Mix	Yes	Express 60'	Yes
Sterilize	Yes	Pots & Pans	Yes

## Options



Dry Assist option	Yes	FlexiZone half-load option	Yes
Delay start	Up to 9 hours	Special programs option	Yes

## Baskets



Basket components finish	Gray	Largest loadable dish in upper basket	9 1/4 inches
Upper basket	1 foldable rack	Lower basket	With 2 foldable racks
Glass holder	Yes	Lower basket with anti-drip inserts	Yes
Upper basket height adjustment	On 3 levels	Largest loadable dish in lower basket	11 3/4 inches

Sliding Guides Extra  
Glide

Yes

Cutlery basket

Yes

## Technical Features



**Width** 23 9/16 "

**Depth** 21 7/16 "

**Display type** LED display (1 digit)

**Height** 32 3/16 "

**Display** Delay start

**On/off indicator** Yes

**Salt indicator** Light

**Rinse aid indicator** Light

**End-of-cycle indicator** Acoustic signal

**Washing system** Planetarium

**Third spray arm** Single

**Water softener** With electronic setting

**Turbidity sensor** Yes

**Aquatest**

**Flood protection system** Total Aquastop

**Max water hardness** 100°FH;58°dH

**Drying system** Natural condenser drying, with Dry Assist automatic door opening system at the end of the cycle

**Tub material** Stainless steel

**Filter** Stainless steel

**Concealed heating element** Yes

**Hinges** Self-balancing with fixed hinges

**Min. and max plinth height** 3.9" - 6.6"

**Adjustable feet** 2 3/4", from 32 1/4" to 35"

**Additional gaskets** Yes

**Back cover** Yes

## Electrical Connection

**Plug** (A) USA & Mexico

**Connected power** 1800 W

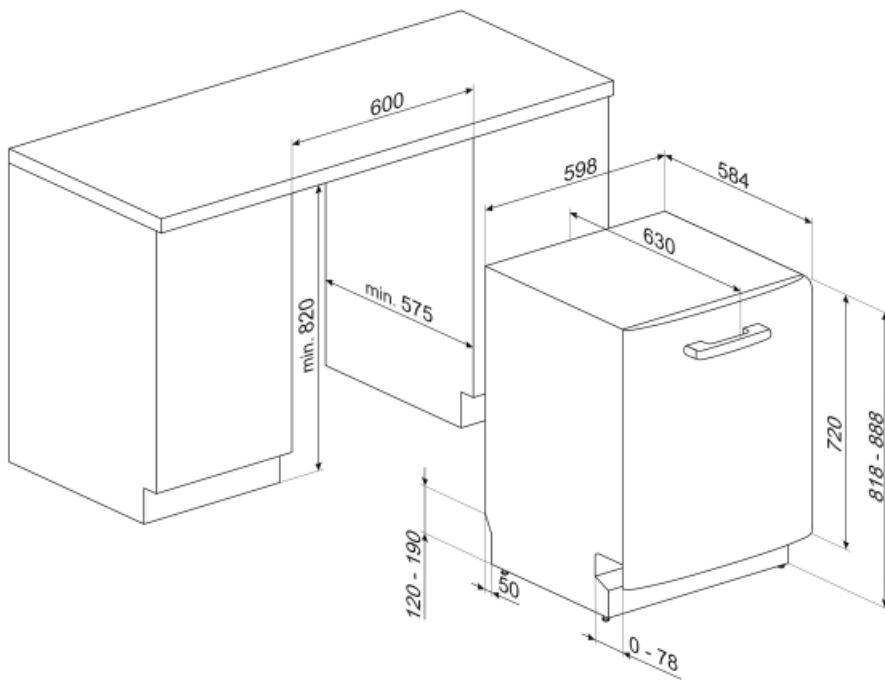
**Current** 13 A

**Voltage** 115 V

**Frequency (Hz)** 60 Hz

**Connection type** Single-phase

**Power supply cable length** 55 "



---

## Not included accessories

---

### KITPL60FABB



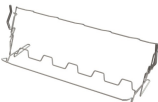
Toe kick Kit in White colour with adjustable height. Can be fitted over all the fully integrated and underbench models with Fixed Fulcrum. Can be installed also on the models with variable fulcrum or flexifit hinges.

### KITPL60FABN



Toe kick Kit in Black colour with adjustable height. Can be fitted over all the fully integrated and underbench models with Fixed Fulcrum. Can be installed also on the models with variable fulcrum or flexifit hinges.

### KITGH



Kit glass holder. It has to be fitted on the first basket but only if there are foldable racks

### KITPL60FABX




















Toe kick Kit in Stainless Steel with adjustable height. Can be fitted over all the fully integrated and underbench models with Fixed Fulcrum. Can be installed also on the models with variable fulcrum or flexifit hinges.

### KITPLV2



Kit extension for dishwasher and washing machine: lenght mt. 2

## Symbols glossary (TT)

	Aquatest measures the clarity of the water during an auto program, and automatically ensures the minimum consumption of water and energy.		Anti-drip: Some models of dishwashers are equipped with special polymer nozzles anti-drip, that improve the process of drying.
	COMM_HEIGHT_82_72dpi		Delay Timer: The delay timer can postpone the start of the program by up to 24 hours.
	Energysave: At the end of the drying cycle a special device slowly automatically opens the door a few centimeters, to ensure perfect drying and to save up to 20% of energy on some models.		FlexiDuo: The FlexiDuo 3rd cutlery basket allows you to arrange cutlery or small cups, ladles, or bulky utensils however you like: it consists of two separate and moveable modules.
	FlexiZone: The 1/2 load flexizone allows you to wash a reduced load saving energy, water and time and there are no restrictions on where the items are placed.		The new ExtraGlide guide system, available on top of the range models, makes the second basket even smoother and softer. In fact, it facilitates the extraction of the introduction, even at full load and, for the greater excursion, the insertion of crockery is also facilitated in the rear part.
	Noise Level: Excellent insulation and special devices keep noise to a minimum.		PLANETARIUM_WASHING_SYSTEM_72dpi
	Delicate: Delicate washing program is designed for delicate dishes which are not heavily soiled.		Delicate: Delicate washing program is designed for delicate dishes which are not heavily soiled.
	Normal programme: The normal programme is suitable for normal degrees of dirt for everyday use.		Soak programme: The soak programme provides a rinse to prevent dirt from drying.
	Rapid 27 Mins: The rapid 27 mins quick program takes just 27 minutes to wash a load.		The symbols show the number of plate settings of the dishwasher.
	Total Acquastop: In addition to the partial Acquastop protection present in all Smeg dishwashers, some models have an electronic device fitted to the water intake hose, which monitors water levels in the machine, detects leaks in the hose and switches off the water supply immediately when necessary.		...
	...		