



MASK CRAFTS

THESE ADORABLE MASKS ARE MADE OF CARD AND PAPER. THEY FEATURE FOUR LOVABLE FRIENDS FROM THE NEW WINTER RANGE: **SNOWBALL** THE HARE, **BLIZZARD** THE SNOW LEOPARD, AND **FLIT** THE BAT.

You will NEED A PRINTER, PAPER, THIN CARD, SCISSORS, GLUE AND STRING.



***Note for Parents and Carers:**

This project requires scissors. Please supervise at all times.

INSTRUCTIONS

1. PRINT OUT THE SHEETS, AND USING SOME GLUE, STICK THEM EACH ONTO A SHEET OF CARD.
2. USING THE SCISSORS, CUT OUT EACH MASK, FOLLOWING ALONG THE DASHED LINES. REMEMBER TO BE SUPER CAREFUL WHEN USING THE SCISSORS.
3. USE A PEN OR PENCIL TO PRESS A HOLE INTO WHERE THE X'S ARE MARKED. ONCE THE HOLES ARE MADE, GRAB SOME STRING AND MEASURE THE LENGTH APPROPRIATE THAT'LL FIT ONTO THEIR HEAD. CUT WITH SCISSORS AND THEN TIED THE STRING THROUGH EACH OF THE HOLES.



TIP: To be written.,

SHARE YOUR CREATIONS WITH US! ASK YOUR GROWN UP TO SEND A PICTURE TO [HELLO@METOYOU.COM](mailto:hello@metoyou.com) OR TAG US ON OUR SOCIALS USING #MYBLUENOSES AT  @OfficialMyBlueNoseFriends  @MYBLUENOSEFRIENDS_official

SNOWBALL THE HARE



PART 1 - FACE




SHARE YOUR CREATIONS WITH US! Ask your grown up to send a picture to hello@metoyou.com or tag us on our socials using #MyBlueNoses at  [@OfficialMyBlueNoseFriends](https://www.facebook.com/OfficialMyBlueNoseFriends)  [@mybluenosefriends_official](https://www.instagram.com/mybluenosefriends_official)

SNOWBALL THE HARE


PART 2 - EARS



SHARE YOUR CREATIONS WITH US! ASK YOUR GROWN UP TO SEND A PICTURE TO HELLO@METOYOU.COM OR TAG US ON OUR SOCIALS USING #MYBLUENOSES AT  @OfficialMyBlueNoseFriends  @MYBLUENOSEFRIENDS_official


Blizzard the Snow Leopard





SHARE YOUR CREATIONS WITH US! Ask your grown up to send a picture to hello@metoyou.com or tag us on our socials using #MyBlueNoses at  [@OfficialMyBlueNoseFriends](https://www.facebook.com/OfficialMyBlueNoseFriends)  [@mybluenosefriends_official](https://www.instagram.com/mybluenosefriends_official)

Flit the Bat

Part 1 - Face



SHARE YOUR CREATIONS WITH US! Ask your grown up to send a picture to hello@metoyou.com or tag us on our socials using #MyBlueNoses at  @OfficialMyBlueNoseFriends  @mybluenosefriends_official

Flit THE BAT

PART 2 - LEFT EAR





Flit THE BAT

PART 3 - Right EAR

