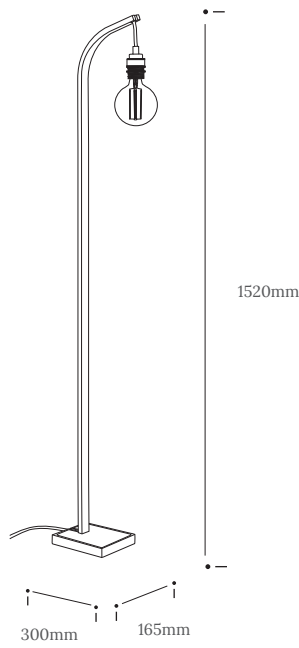


# WHEAL FLOOR LIGHT

## Product Specification

Tom Raffield

Wheal Floor Light  
Oak - £395







Reflecting metal shines under a suspended filament bulb. Our Wheal Lighting Range blends nature with elegance to put the lustre in illumination.

An arching curve of steam bent oak towers up from a brass base plate. An alluring contrast of wood and metal. Clasped in a polished brass fitting, bright light catches and bounces off its surface. Use it to illuminate specific areas, to layer light and create ambience in your space. Modern. Refined. Enticing. The Wheal brings sophistication into any space.

Introduce opulence. Amplify.

The Wheal Lighting Range is also available as a table light and a wall light.

Product Type : Floor Light	SKU	Wood types	Dimensions L x W x H (mm)		Weight (kg)	
			Unboxed	Boxed	Unboxed	Boxed
Wheal Floor Light			300 x 165 x 1520	1730 x 465 x 210	2.15	6.2
	TR-WHL-FLR-O	Oak				
Materials	Oak 				Other materials	
					Brass plate 	
Finish	Finished with a blend of natural wax oils to give a protective, hardwearing and beautiful finish.					
Wiring kit options	Brass bulb holder with black inline foot switch and plug 	Wiring kit	Flex		Reccomended light bulb	
		Plastic inline foot switch	Flex colour: grey fabric 		Max 25W LED	
		E27 (240v)	Cable length: 240cm from plug to bulb holder			
Care information	Dusting your light regularly and with a light feather duster should keep your light looking clean, otherwise wipe with a damp cloth and remove any moisture with a dry cloth. Gentle furniture polishes can also be used.					
Additional information	<ul style="list-style-type: none"><li>Suitable for use on 240v circuits.</li><li>This product can be plugged straight into a 240v outlet.</li></ul>					