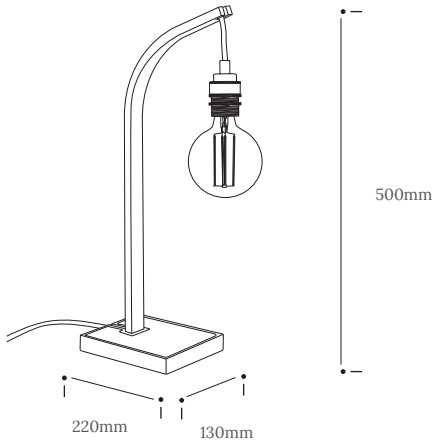


WHEAL TABLE LIGHT

Product Specification

Tom Raffield

Wheal Table Light







Reflecting metal shines under a suspended filament bulb. Our Wheal Lighting Range blends nature with elegance to put the lustre in illumination.

An arching curve of steam bent oak towers up from a brass base plate. An alluring contrast of wood and metal. Modern. Refined. Enticing. Clasped in a polished brass fitting, bright light catches and bounces off its surface, while its stem positions light at just the right height for illuminating a side table or desk.

Introduce opulence. Amplify.

The Wheal Lighting Range is also available as a wall light and a floor light.

Product Type : Table Light	SKU	Wood types	Dimensions L x W x H (mm)		Weight (kg)	
			Unboxed	Boxed	Unboxed	Boxed
Wheal Table Light	TR-WHL-TBL-O	Oak	220 x 130 x 500	540 x 312 x 165	0.75	1.75
Materials	Oak 				Other materials	
					Brass plate 	
Finish	Finished with a blend of natural wax oils to give a protective, hardwearing and beautiful finish.					
Wiring kit options	Brass bulb holder with black inline switch and plug 	Wiring kit	Flex		Reccomended light bulb	
		Plastic inline switch	Flex colour: grey fabric 		Max 25W LED	
		E27 (240v)	Cable length: 228cm from plug to bulb holder			
Care information	Dusting your light regularly and with a light feather duster should keep your light looking clean, otherwise wipe with a damp cloth and remove any moisture with a dry cloth. Gentle furniture polishes can also be used.					
Additional information	<ul style="list-style-type: none">Suitable for use on 240v circuits.This product can be plugged straight into a 240v outlet.					