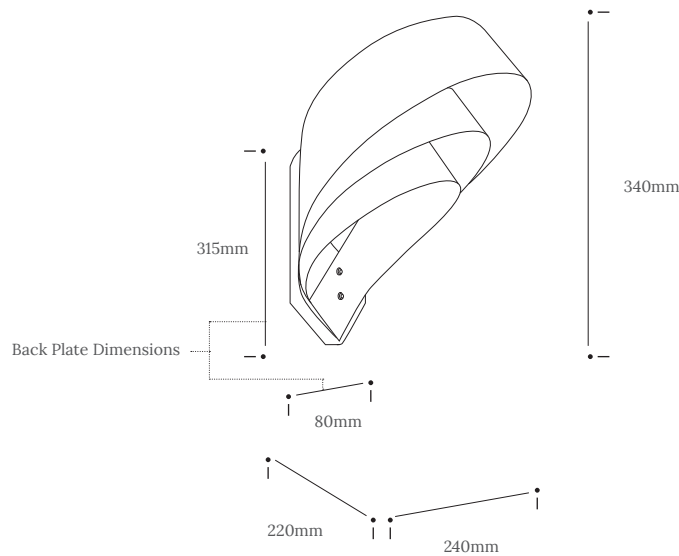


# CAPE WALL LIGHT

## Product Specification

# Tom Raffield

Cape Wall Light








Suspended in space, signature curves rise up and ebb away. Mirroring the wake of a wave, our Cape Lighting Range was born where the swell rolls in.

Handcrafted timber peaks and barrels. In its folds, light gathers and shadows are cast, creating focus and atmosphere. Sustainably sourced ash, oak or walnut loop in layers to compliment, emphasise or elevate the space it claims.

Let the Cape redefine your concept of coastal.

The Cape Lighting Range is also available as a pendant light.

Product Type : Wall Light	SKU	Wood types	Dimensions L x W x H (mm)		Weight (kg)	
			Unboxed	Boxed	Unboxed	Boxed
Cape Wall Light	TR-CPE-WL-A	Ash	220 x 240 x 340	275 x 275 x 280	0.5	2.5
	TR-CPE-WL-O	Oak				
	TR-CPE-WL-W	Walnut				
Materials	Ash 	Oak 	Walnut 	Other materials Oak backing plate 		
Finish	Backing plate - Finished with a blend of natural wax oils to give a protective, hardwearing and beautiful finish. Shade - Non-toxic, hard wearing water based varnish - satin					
Wiring kit options	Angled brass B22 bulb holder 	Wiring B22 (240v)			Reccomended light bulb B22 golf ball sized bulb Max 5W LED	
Care information	Dusting your light regularly and with a light feather duster should keep your light looking clean, otherwise wipe with a damp cloth and remove any moisture with a dry cloth. Gentle furniture polishes can also be used.					
Additional information	<ul style="list-style-type: none"> <li>Suitable for use on 240v circuits.</li> <li>Installation instructions and fixings included.</li> <li>This product must be installed by a qualified electrician.</li> </ul>					