




# CRN5-H

## Parts List & Kits

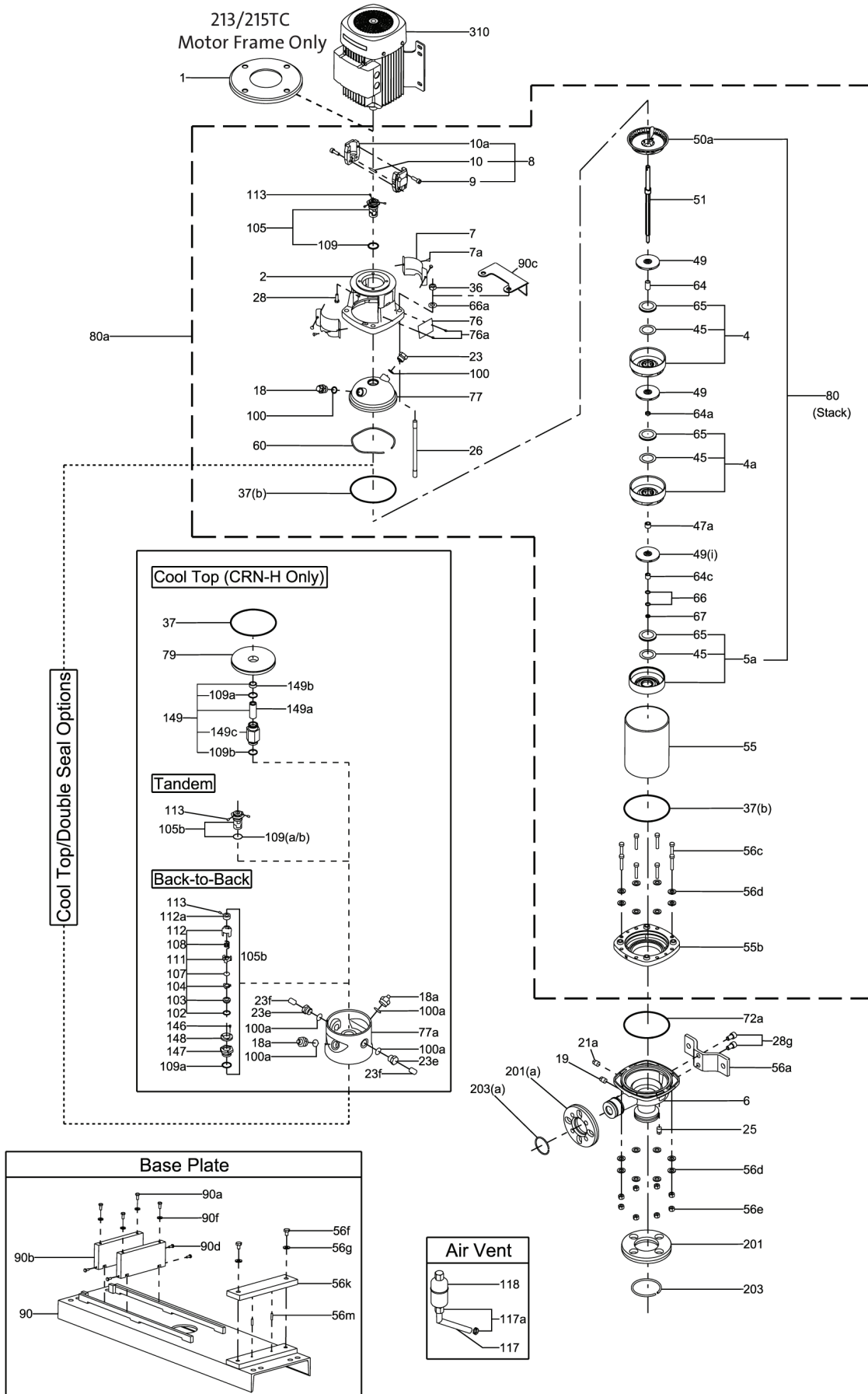
---

### Contents

Parts List  
Spare Part Kits  
Accessories  
Special Tools  
Standard Tools  
Tools for Torques



# Exploded View CRN5-H



# Parts List & Kits CRN5-H

Pos. No.	Part Description	Model	Stages	No. Used	Comments/Dimensions	B.O.M. Ref. No.	Material No.	Included in kits ?		
<b>PARTS LIST</b>										
1	Adapter for Motor Stool		18-24	1	For NEMA, 213/215TC, 7.5 - 10HP	96476208		No		
2	Motor Stool - Cat. Cast Iron, w/o insert Pos. 77		2/1-6	1	NEMA, 56C, 1/3 - 2HP	96436510		No		
			7-16	1	NEMA, 182/184TC, 3 - 5HP	96436511		No		
			18-24		Add Pos. 1, NEMA, 213TC, 7.5 - 10HP	96436511		No		
	Motor Stool - Stainless Option for GI - w/o Pos. 77		2/1-6	1	NEMA, 56C, 1/3 - 2HP	96497267		No		
			7-16	1	NEMA, 182/184TC, 3 - 5HP	96497271		No		
			18-24	1	Add Pos. 1, NEMA, 213TC, 7.5 - 10HP	96497271		No		
4	Chamber, Complete with Pos. 45 & 65		2/1-36	^^^	PTFE Pos. 45	96437519		No		
4a	Chamber Cpl. w/Pos. 45 & 65 & Bearing		2/1-36	^^^	Silicon Carbide Bearing, PTFE Pos. 45	96437645		YES		
	Chamber Cpl. w/Pos. 45 & 65 & Brg. (option)		2/1-36	^^^	Graflon Bearing, PTFE Pos. 45	96440619		YES		
5a	Chamber, Bottom Complete with Pos. 45 & 65		2/1-36	1*	PTFE Pos. 45	96437738		No		
	Chmb. Btm. Cpl. w/Pos. 45 & 65 (Low NPSH opt.)		2/1-36	1	PTFE Pos. 45	96462144		No		
6	Volute		2/1-36	1	GA, Stainless Steel	95922064		No		
7	Coupling Guard		2/1-6	2	NEMA-56C	96438137		No		
			13-25	2	NEMA, 182-215TC	96438138		No		
7a	Screw for Coupling Guard		2/1-36	4	Screw comb. slot torx/straight slot 4 x 8mm	96488481		No		
9	Allen Screw		2/1-6	4	M6 x 20mm, Delta Tone/Seal	00ID7899		YES		
			7-16	4	M8 x 25mm, Delta Tone/Seal	00ID7900		YES		
			18-24	4	M10 x 25mm, Delta Tone/Seal	00ID7901		YES		
10	Shaft Pin		2/1-36	1	ø5 x 26mm	310192		YES		
10a	Coupling Half		2/1-6	2	NEMA, 56C, 1/3 - 2HP, ø15.8 / ø12	410108		YES		
			2/1-6	1	NEMA, 143/5TC, 1/3-3HP, ø22.225 / ø12 (Mach)	97851501		YES		
			7-16	2	NEMA, 182/184TC, 3-5HP, ø28.5/ø12	410109		YES		
			18-24	2	NEMA, 213TC, 7.5-10HP, ø34.9/ø12	96472175		YES		
18(a)	Priming/Vent Plug		2/1-36	*	G 1/2A, NV24 with NV9 x M8 stem	405150	95061351	No		
19(a)	Pipe Plug		2/1-36	**	1/4" NPT,SS SQHD, with Loctite	91136507		No		
21a	Pipe Plug		2/1-36	**	1/4" NPT,SS SQHD, with Loctite	91136507		No		
23(c)	Plug		2/1-36	**	G 1/2A, Solid No port, NV24	370025	95061733	No		
23a, e	Plug (option)		2/1-36	**	G 1/2A, w/1/4"port, NV24	91120659		No		
23b, f	Pipe Plug for Pos. 23a , 23e		2/1-36	**	1/4" NPT,SS SQHD, with Loctite	91136507		No		
23d	Plug, Vented for Pos. 77a Cool Top® option only		2/1-36	2	G 1/2A, NV24, Vented	96510323		No		
25	Drain Plug		2/1-36	1	1/4" NPT,SS SQHD, with Loctite	91136507		No		
26	Staybolt		2/1	4	M12, ø10,7 x 69mm	97683238		No		
			3	4	M12, ø10,7 x 96mm	97683240		No		
			4	4	M12, ø10,7 x 123mm	97683242		No		
			5	4	M12, ø10,7 x 151mm	97683244		No		
			6	4	M12, ø10,7 x 177mm	97683246		No		
			7	4	M12, ø10,7 x 205mm	97683249		No		
			8	4	M12, ø10,7 x 231mm	97683251		No		
			9	4	M12, ø10,7 x 259mm	97683253		No		
			10	4	M12, ø10,7 x 285mm	97683255		No		
			11	4	M12, ø10,7 x 313mm	97683257		No		
			12	4	M12, ø10,7 x 339mm	97683259		No		
			13	4	M12, ø10,7 x 367mm	97683261		No		
			14	4	M12, ø10,7 x 393mm	97683262		No		
			15	4	M12, ø10,7 x 420mm	97683263		No		
			16	4	M12, ø10,7 x 447mm	97683265		No		
			18	4	M12, ø10,7 x 501mm	97683268		No		
			20	4	M12, ø10,7 x 555mm	97683271		No		
			22	4	M12, ø10,7 x 609mm	97683273		No		
			24	4	M12, ø10,7 x 663mm	97683274		No		
					26	4	M12, ø10,7 x 717mm, 4 pole & 50 Hz.	97683275		No
					29	4	M12, ø10,7 x 798mm, 4 pole & 50 Hz.	98141337		No
					32	4	M12, ø10,7 x 879mm, 4 pole & 50 Hz.	98141338		No
					36	4	M12, ø10,7 x 987mm, 4 pole & 50 Hz.	98141339		No
			Staybolt (Cool Top®, Back-to-Back & Tandem Seal Option)		2/1	4	M12, ø10,7 x 177mm	97683246		No
	3			4	M12, ø10,7 x 205mm	97683249		No		
	4			4	M12, ø10,7 x 231mm	97683251		No		
	5			4	M12, ø10,7 x 259mm	97683253		No		
	6			4	M12, ø10,7 x 285mm	97683255		No		
	7			4	M12, ø10,7 x 313mm	97683257		No		
	8			4	M12, ø10,7 x 339mm	97683259		No		
	9			4	M12, ø10,7 x 367mm	97683261		No		
	10			4	M12, ø10,7 x 393mm	97683262		No		
	11			4	M12, ø10,7 x 420mm	97683263		No		
	12			4	M12, ø10,7 x 447mm	97683265		No		
	13			4	M12, ø10,7 x 474mm	97683267		No		
	14			4	M12, ø10,7 x 501mm	97683268		No		
	15			4	M12, ø10,7 x 528mm	97683269		No		
	16			4	M12, ø10,7 x 555mm	97683271		No		

Due to part changes over time, all position numbers (1-203) may not be used.

This column indicates which model uses the spare part. If blank, the part is used in all models.

B.O.M. Ref. Number is only available if it is not included in a kit or does not have a material number listed. If it is included in a kit (YES), or has a material number, request one of these numbers. If not included in a kit (No), but has a Material Number, use Material Number.

# Parts List & Kits CRN5-H

Pos. No.	Part Description	Model	Stages	No. Used	Comments/Dimensions	B.O.M. Ref. No.	Material No.	Included in kits ?
<b>PARTS LIST</b>								
	Staybolt (Cool Top®, Back-to-Back & Tandem Seal Option)		18	4	M12, ø10,7 x 609mm	97683273		No
			20	4	M12, ø10,7 x 663mm	97683274		No
			22	4	M12, ø10,7 x 717mm	97683275		No
			24	4	M12, ø10,7 x 771mm	97683276		No
			26	4	M12, ø10,7 x 825mm, 4 pole & 50 Hz.	98141342		No
			29	4	M12, ø10,7 x 906mm, 4 pole & 50 Hz.	98141343		No
			32	4	M12, ø10,7 x 987mm, 4 pole & 50 Hz.	98141339		No
			36	4	M12, ø10,7 x 1095mm, 4 pole & 50 Hz.	98141344		No
28	Motor Bolt		2/1-6	4	NEMA, 56C, 1/3 - 2HP. UNC 3/8" x 25mm	00ID1839		No
			7-16	4	NEMA, 182/184TC, 3 - 5HPUNC1/2" x 25mm	00ID1840		No
			18-24	4	NEMA, 213TC, 7.5 -10HP. UNC 1/2" x 1.25"	91128631		No
28g	Bolt for foot pos. 56a		2/1-36	2	M12 x 1.75 x 20mm, 316SS, Delta Tone/Seal	97672732		No
36	Staybolt Nut		2/1-36	4	19mm x M12, 316SS	00ID0876		No
37	Sleeve O-ring		2/1-36	◆◆	EPDM, ø137.5 x 3.3mm	96438743		YES
			2/1-36	◆◆	FKM, ø137.5 x 3.3mm	96438744		YES
37b	Sleeve O-ring (option)		2/1-36	◆◆	FXM, ø137.5 x 3.3mm	96458109		YES
			2/1-36	◆◆	FFKM, ø136.12 x 3.53mm	96466718		YES
45	Neck Ring		2/1-36	# stgs	ø41.3 x ø30.6 x .75mm, PTFE	400003		YES
47a	Bearing Ring/Spacer		2/1-36	^^^^	SiC 150, ø17.37 x ø13.10 x ø10.9 x 13mm	96437488		YES
	Brg. Ring/Spacer (option for Grafkon Pos. 4a)		2/1-36	^^^^	TC, ø15.92 x ø13.10 x ø10.9 x 9.7mm	400041		YES
49	Impeller		2/1-36	# stgs	ø73.0 x ø35.0 x 13.2mm (back-plate 1.0mm)	96437503		No
			2/1-36	# stgs	97643331 has a qty of 10	96437503	97643331	No
			2/1-36	# stgs	96547650 has a qty of 24	96437503	96547650	No
49i	Impeller (Low NPSH option)		2/1-36	1	ø98.0 x ø52.8 x 17.3mm (back-plate 1.0mm)	96462490	96882667	No
50a	Top Guide Vane		2-36	1		96457638		No
	Top Guide Vane Plate (option for destaging)		2/1	1		96478562		No
51	Shaft, Complete		2/1	1	ø12 x 160.5mm	96439607	96588198	No
			3	1	ø12 x 180.5mm	96440386	96588199	No
			4	1	ø12 x 214.5mm	96440388		No
			5	1	ø12 x 234.5mm	96440389	96588231	No
			6	1	ø12 x 268.5mm	96440391		No
			7	1	ø12 x 288.5mm	96440392		No
			8	1	ø12 x 322.5mm	96440394	96588233	No
			9	1	ø12 x 342.5mm	96440395	96588234	No
			10	1	ø12 x 376.5mm	96440396	96588235	No
			11	1	ø12 x 396.5mm	96440397		No
			12	1	ø12 x 430.5mm	96440399		No
			13	1	ø12 x 450.5mm	96440400		No
			14	1	ø12 x 484.5mm	96440401	96588236	No
			15	1	ø12 x 504.5mm	96440402		No
			16	1	ø12 x 538.5mm	96440404		No
			18	1	ø12 x 592.5mm	96440406		No
			20	1	ø12 x 646.5mm	96440408		No
			22	1	ø12 x 700.5mm	96440410		No
			24	1	ø12 x 754.5mm	96440411	96588238	No
			26	1	ø12 x 801.5mm, 4 pole & 50 Hz.	96440412		No
			29	1	ø12 x 882.5mm, 4 pole & 50 Hz.	96440413		No
			32	1	ø12 x 963.5mm, 4 pole & 50 Hz.	96440414		No
			36	1	ø12 x 1071.5mm, 4 pole & 50 Hz.	96440415	96588240	No
	Shaft, Cpl. (Cool Top®, Back-to-Back & Tandem Seal option)		2/1	1	ø12 x 265.5mm	96457560		No
			3	1	ø12 x 285.5mm	96457561		No
			4	1	ø12 x 319.5mm	96457563		No
			5	1	ø12 x 339.5mm	96457564		No
			6	1	ø12 x 373.5mm	96457566		No
			7	1	ø12 x 393.5mm	96457567		No
			8	1	ø12 x 427.5mm	96457569		No
			9	1	ø12 x 447.5mm	96457570		No
			10	1	ø12 x 481.5mm	96457571		No
			11	1	ø12 x 501.5mm	96457572		No
			12	1	ø12 x 535.5mm	96457574		No
			13	1	ø12 x 555.5mm	96457575		No
			14	1	ø12 x 589.5mm	96457576		No
			15	1	ø12 x 609.5mm	96457577		No
			16	1	ø12 x 643.5mm	96457579		No
			18	1	ø12 x 697.5mm	96457581		No
			20	1	ø12 x 751.5mm	96457583		No
			22	1	ø12 x 805.5mm	96457585		No
			24	1	ø12 x 859.5mm	96457586		No
			26	1	ø12 x 906.5mm, 4 pole & 50 Hz.	96457587		No
			29	1	ø12 x 987.5mm, 4 pole & 50 Hz.	96457588		No

Due to part changes over time, all position numbers (1-203) may not be used.

This column indicates which model uses the spare part. If blank, the part is used in all models.

B.O.M. Ref. Number is only available if it is not included in a kit or does not have a material number listed. If it is included in a kit (YES), or has a material number, request one of these numbers. If not included in a kit (No), but has a Material Number, use Material Number.

# Parts List & Kits CRN5-H

Pos. No.	Part Description	Model	Stages	No. Used	Comments/Dimensions	B.O.M. Ref. No.	Material No.	Included in kits ?
	Shaft, Cpl. (Cool Top®, Back-to-Back&Tandem Seal option) (Continued)		32	1	ø12 x 1068.5mm, 4 pole & 50 Hz.	96457589		No
			36	1	ø12 x 1176.5mm, 4 pole & 50 Hz.	96457590		No
55	Outer Sleeve		2/1	1	ø138 x 44.6mm	96439996		No
			3	1	ø138 x 71.6mm	96440028		No
			4	1	ø138 x 98.6mm	96440014		No
			5	1	ø138 x 125.6mm	96441530		No
			6	1	ø138 x 152.6mm	96440015		No
			7	1	ø138 x 179.6mm	96441533		No
			8	1	ø138 x 206.6mm	96440016		No
			9	1	ø138 x 233.6mm	96441536		No
			10	1	ø138 x 260.6mm	96440017		No
			11	1	ø138 x 287.6mm	96441537		No
			12	1	ø138 x 314.6mm	96440018		No
			13	1	ø138 x 341.6mm	96441540		No
			14	1	ø138 x 368.6mm	96440019		No
			15	1	ø138 x 395.6mm	96441541		No
			16	1	ø138 x 422.6mm	96440020		No
			18	1	ø138 x 476.6mm	96440021		No
			20	1	ø138 x 530.6mm	96440022		No
			22	1	ø138 x 584.6mm	96440023		No
			24	1	ø138 x 638.6mm	96439997		No
			26	1	ø138 x 692.6mm, 4 pole & 50 Hz.	96440024		No
			29	1	ø138 x 773.6mm, 4 pole & 50 Hz.	96440026		No
			32	1	ø138 x 854.6mm, 4 pole & 50 Hz.	96440027		No
			36	1	ø138 x 962.6mm, 4 pole & 50 Hz.	96439998		No
55b	Sleeve flange		2-36	1	Cast stainless Din 1.4408 (316C16)	96834154		No
56a	Foot for Pos. 6 Cast Iron		2/1-36	1	H=43mm, W=196mm, ø16mm hole CL 152mm, CL	95922025		No
	Foot for Pos. 6 Stainless Steel option for GI		2/1-36	1	H=43mm, W=196mm, ø16mm hole CL 152mm, SS	95922078		No
56b(d)	Washer for bolt Pos. 56c		2/1-36	16	M8, ø16 x ø8.4x 1.6mm, 316 SS	97672740		No
56c	Bolt for sleeve flange Pos. 55b		2/1-36	8	M8x1.25-6g x45mm, 316 SS, Delta Tone/Seal	97672731		No
56e	Nut for bolt Pos. 56c		2/1-36	8	M8, NV13 x1.25-6H 316 SS, DeltaTone/Seal	97672737		No
56f	Bolt for base Pos. 90	56C/182TC 213TC	2/1-16	2	Hex Hd.1/2 -13 UNC x 1" SAE 5, Zinc plated			YES
			18-24	2	Hex Head 1/2-13 UNC x 1.25" SAE 5, Zinc plated			YES
56g	Washer for bolt Pos. 56f		2/1-36	2	1/2" SAE, Zinc plated			YES
60	Stack Compression Spring		2/1-36	1	ø136 x 3.5mm	96439662	96547664	No
64	Spacing Pipe		2/1-36	^^^	ø15.85 x ø12.85 x 26.03mm	410143	95061385	No
64a	Spacing Pipe		2/1-36	^^^	ø15.85 x ø12.85 x 13.0mm	96443611		YES
	Spacing Pipe (option for Graflon / Brz. 4a)		2/1-36	^^^	Use with TC Pos. 47a, ø15 x ø12.7 x 15.0mm	410142		YES
64c	Clamp, Splined		2/1-36	1	ø15 x ø13.10 x ø10.9 x 13mm	96439668		YES
64d	Spacing Pipe		2/1-36	^^^	ø15 x ø13.10 x ø10.9 x 4.5mm	96440292		No
64e	Spacing Pipe (Low NPSH option only)		2/1-36	2	ø15 x ø13.10 x ø10.9 x 10.0mm	430022	95061595	No
64f	Spacing Pipe (Low NPSH option only)		2/1-36	1	ø15 x ø13.10 x ø10.9 x 7.3mm	400233	95061862	No
64g	Spacing Pipe (de-staging option only)		2/1-36	1	ø15 x ø13.10 x ø10.9 x 27.0mm	410062	95061513	No
65	Neck Ring Retainer		2/1-36	# stgs	ø43.5 x ø34.0 x 3.6mm	96438746		YES
66	Lock Washer Set for Shaft		2/1-36	1	ø13.5 x ø8.2 x 2.6mm	96417297		YES
66a	Washer for Staybolt		2/1-36	4	DIN 125A, ø24 x ø13 x 2.5mm, Delta Tone/Seal	96430377		No
67	Lock Nut for Shaft		2/1-36	1	13mm x M8	00ID2061		YES
69	Spacing Pipe		2/1-36	1	ø15.85 x 12.85 x 2.0mm	96440295		No
69a	Spacing Pipe (de-staging option only)		2/1	1	ø15.85 x 12.85 x 18.0mm	400258		No
72a	Sleeve Flange O-ring		2/1-36	1	EPDM, ø137.5 x 3.3mm	96438743	97683277	YES
			2/1-36	1	FKM, ø137.5 x 3.3mm	96438744	97683278	YES
	Sleeve Flange O-ring (option)		2/1-36	1	FXM, ø137.5 x 3.3mm	96458109	97683279	YES
			2/1-36	1	FFKM, ø136.12 x 3.53mm	96466718	97683280	YES
76	Nameplate		2/1-36	1	304SS, 60 x 45mm	96439820		No
76a	Rivet for Nameplate		2/1-36	2	304SS, ø3 x 5mm	96022882		No
77a	Pump Head Cover for Back-to-Back, Tandem Seal		2/1-36	1	Cast Stainless	96456293		No
77a	Pump Head Cover for Cool Top® (option)		2/1-36	1	Cast Stainless	96456294		No
79	Disc / Plate for Cool Top®		2/1-36	1	Stainless	96456296		No
90	Main Support Baseplate	56C/182TC	2/1-10	1	BP. Cpl.139, L=991mm x W=305mm x H=106.5mm	96956336		YES
		213TC	18	1	BP. Cpl. 148, L=1219mm x W=381mm x H=107.9mm	96956346		YES
	Main Support Baseplate - Longer versions	182TC	11-16	1	XLBP1 (139), L=1500mm x W=305mm x H=106.5mm	96956376		YES
		213TC	20-24	1	XLBP2(148), L=1777.8mm x W=381mm x H=107.9mm	96956377		YES
90a	Bolt for motor to slider Pos. 90b	56C	2/1-6	4	Hex Head 5/16 -18 UNC x .75" SAE 5, Zinc plated			YES
		182TC	7-16	4	Hex Head 3/8 -16 UNC x .5" SAE 5, Zinc plated			YES
		213TC	18-24	4	Hex Head 3/8 -16 UNC x 5/8" SAE 5, Zinc plated			YES

Due to part changes over time, all position numbers (1-203) may not be used.

This column indicates which model uses the spare part. If blank, the part is used in all models.

B.O.M. Ref. Number is only available if it is not included in a kit or does not have a material number listed. If it is included in a kit (YES), or has a material number, request one of these numbers. If not included in a kit (No), but has a Material Number, use Material Number.

# Parts List & Kits CRN5-H

Pos. No.	Part Description	Model	Stages	No. Used	Comments/Dimensions	B.O.M. Ref. No.	Material No.	Included in kits ?
90b	Motor support /slide rail	56C	2/1-6	2	GA, BP139, L=204mm x H=45.5mm x W=25.4mm	96956339		YES
		182TC	7-16	2	GA, BP139, L=230mm x H=23.0mm x W=25.4mm	96956338		YES
		213TC	7-24	2	GA, BP148, L=252mm x H=20mm x W=25.4mm	96956347		YES
90c	Support Bracket for Pump Cartridge		2/1-36	1	304 SS, H=74mm CL of hole, GA	95131235		No
90d	Bolt for motor slide rail Pos. 90b to base Pos. 90	56C	2/1-6	4	Hex Head 1/4 -20 UNC x 1" SAE 5, Zinc plated			YES
		182/213TC	7-24	4	Hex Head 1/4-20 UNC x 1.75" SAE 5, Zinc plated			YES
90f	Washer for motor bolt Pos. 90a to slide rail Pos. 90b	56C	2/1-6	4	5/16" SAE, Zinc plated			YES
		182/213TC	7-24	4	3/8" SAE, Zinc plated			YES
100	Priming/Vent Plug O-ring		2/1-36	■	EPDM, ø16.3 x 2.4mm	00ID1288		YES
			2/1-36	■	FKM, ø16.3 x 2.4mm	00ID2231		YES
100(a)	Priming/Vent Plug O-ring (option)		2/1-36	■	FFKM, ø16.3 x 2.4mm	96428162		YES
			2/1-36	■	FXM, ø16.3 x 2.4mm	96442869		YES
102	O-ring for Pos. 105b Back-to-Back		2/1-36	1	EPDM, ø18 x 2.5mm	00ID2041		YES
			2/1-36	1	FKM, ø17.86 x 2.62mm	00ID2187		YES
			2/1-36	1	FFKM, ø17.86 x 2.62mm	96440281		YES
	O-ring for Pos. 105b Back-to-Back (option)		2/1-36	1	FXM, ø17.86 x 2.62mm	96472584		No
103	Stationary Seal Ring for 105b Back-to-Back		2/1-36	1	TC, 12mm	980190		YES
			2/1-36	1	SiC, 12mm	980746		YES
104	Rotating Seal Ring for 105b Back-to-Back		2/1-36	1	TC, 12mm	980163		YES
			2/1-36	1	SiC, 12mm	980733		YES
105(b)	Shaft Seal HQBE		2/1-36	***	SiC, Carbon with resin-impregnated, EPDM	96441879		YES
	Shaft Seal HQBV		2/1-36	***	SiC, Carbon with resin-impregnated, FKM	96441880		YES
	Shaft Seal HQBK (option)		2/1-36	***	SiC, Carbon with resin-impregnated, FFKM	96489537		YES
	Shaft Seal HQQE		2/1-36	***	SiC, SiC, EPDM	96441877		YES
	Shaft Seal HQQV		2/1-36	***	SiC, SiC, FKM	96441878		YES
	Shaft Seal HQQF (option)		2/1-36	***	SiC, SiC, FXM	96472620		YES
	Shaft Seal HQQK (option)		2/1-36	***	SiC, SiC, FFKM	96464381		YES
	Shaft Seal HUBE		2/1-36	***	TC, Carbon with resin-impregnated, EPDM	96441873		YES
	Shaft Seal HUBV		2/1-36	***	TC, Carbon with resin-impregnated, FKM	96441874		YES
	Shaft Seal HUBF (option)		2/1-36	***	TC, Carbon with resin-impregnated, FXM	96481464		YES
	Shaft Seal HUBK (option)		2/1-36	***	TC, Carbon with resin-impregnated, FFKM	96481463		YES
	Shaft Seal HUUE		2/1-36	***	TC, TC, EPDM	96441875		YES
	Shaft Seal HUUV		2/1-36	***	TC, TC, FKM	96441876		YES
	Shaft Seal HUUF (option)		2/1-36	***	TC, TC, FXM	96475542		YES
	Shaft Seal HUUK (option)		2/1-36	***	TC, TC, FFKM	96467885		YES
Shaft Seal HUUK (option)		2/1-36	***	TC, TC, FFKM	96467885		YES	
105b	Shaft Seal/inboard for Back-to-Back OQQE		2/1-36	1	SiC, SiC, EPDM	985200		YES
	Shaft Seal/inboard for Back-to-Back OQQV		2/1-36	1	SiC, SiC, FKM	985760		YES
	Shaft Seal/inboard for Back-to-Back OUUE		2/1-36	1	TC, TC, EPDM	985189	405145	YES
	Shaft Seal/inboard for Back-to-Back OUUV		2/1-36	1	TC, TC, FKM	985190	405145	YES
107	O-ring for Pos. 105b Back-to-Back		2/1-36	1	EPDM, ø11.5 x 4.3mm	00ID2040		YES
			2/1-36	1	FKM, ø11.5 x 4.3mm	00ID2186		YES
			2/1-36	1	FFKM, ø11.5 x 4.3mm	96440282		No
	O-ring for Pos. 105b Back-to-Back (option)		2/1-36	1	FXM, ø11.5 x 3.18mm	96472618		No
108	Spring for Pos. 105b Back-to-Back		2/1-36	1	12mm	980195		YES
109(a)	O-ring for Shaft Seal Pos. 105		2/1-36	1	EPDM, ø21.3 x 3.0mm	00ID1798		YES
			2/1-36	1	FKM, ø21.2 x 3.0mm	00ID2339		YES
109b	O-ring for Shaft Seal Pos. 105 (option)		2/1-36	1	FXM, ø22 x 2.75mm	96458111		YES
			2/1-36	1	FFKM, ø23.47 x 2.62mm	96464384		YES
111	Seal Driver (small) for Pos. 105b Back-to-Back		2/1-36	1		980192		YES
112	Seal Driver (large) for Pos. 105b Back-to-Back		2/1-36	1		980191		YES
112a	Seal Drv threaded for 112, Pos. 105b Back-to-Back		2/1-36	1		400203		YES
113	Set Screw for 112a, for Pos. 105b Back-to-Back		2/1-36	1	3mm x M5 x 6mm	00ID7392		YES
117	Air Vent Pipe for 118		2/1-36	1	G1/2, 316SS, 60 x 43mm	96525189		YES
117a	Counter Nut for Pipe 117		2/1-36	1	NV24, internal G1/2, 316SS	96506709		YES
118	Air Vent		2/1-36	1	Air vent type 1511-AV - 5/6430	96427483		YES
146	Allen Bolt for 147/148, for Pos. 105b Back-to-Back		2/1-36	1	2.5mm x M3 x 5mm	96462639		YES
147	Stationary Seal Retainer - Pos. 105b Back-to-Back		2/1-36	1	NV36, 316SS	96457354		No
148	Seal Retainer Washer - Pos. 105b Back-to-Back		2/1-36	1	316SS, ø36.0 x ø21.6 x 5.0mm	96457355		No
149	Connecting Pipe for Cool Top®		2/1-36	1	NV36, 316SS, FXM & EPDM	96460414		No
			2/1-36	1	NV36, 316SS, FXM & FKM	96460415		No
149a	Retainer for bushing		2/1-36	1	316SS, ø22.0 x ø17.0 x 9mm	96457639		YES
149b	Bushing		2/1-36	1	Graflon®, ø21.2 x ø12.4 x 53mm	96456297		YES
149c	Connecting Pipe less 109a&b and 149a&b		2/1-36	1	NV36, 316SS	96456295		YES
201	Flange, Suction, Cast Iron		2/1-15	1	1.5" 150#, 4 x 1/2"-13 UNC threaded flange, e-coat	96922828		No
			2/1-36	1	1.5" 300#, 4 x 3/4"-10 UNC threaded flange, e-coat	96956145		No
			2/1-15	1	1.5" 150#, 4 x 1/2"-13 UNC threaded flange	97644306		No
	Flange, Suction, Stainless Steel option for GI		2/1-36	1	1.5" 300#, 4 x 3/4"-10 UNC threaded flange	97644307		No

Due to part changes over time, all position numbers (1-203) may not be used.

This column indicates which model uses the spare part. If blank, the part is used in all models.

B.O.M. Ref. Number is only available if it is not included in a kit or does not have a material number listed. If it is included in a kit (YES), or has a material number, request one of these numbers. If not included in a kit (No), but has a Material Number, use Material Number.

Pos. No.	Part Description	Model	Stages	No. Used	Comments/Dimensions	B.O.M. Ref. No.	Material No.	Included in kits ?
----------	------------------	-------	--------	----------	---------------------	-----------------	--------------	--------------------

## PARTS LIST

201a	Flange, Discharge, Cast Iron		2/1-15	1	1" 150#, 4 x 1/2"-13 UNC threaded flange, e-coat	96922827		No
	Flange, Discharge, Stainless Steel option for GI		2/1-36	1	1" 300#, 4 x 5/8"-11 UNC threaded flange, e-coat	96956144		No
			2/1-15	1	1" 150#, 4 x 1/2"-13 UNC threaded flange	97644302		No
			2/1-36	1	1" 300#, 4 x 3/4"-10 UNC threaded flange	97644304		No
203	Retaining ring for 201, 1.5" flange		2/1-36	1	Stainless, ø72.6 x 5	96475395		No
203a	Retaining ring for 201a, 1.0" flange		2/1-36	1	Stainless, ø53.6 x 3.2	96439718		No

Due to part changes over time, all position numbers (1-203) may not be used.

This column indicates which model uses the spare part. If blank, the part is used in all models.

B.O.M. Ref. Number is only available if it is not included in a kit or does not have a material number listed. If it is included in a kit (YES), or has a material number, request one of these numbers. If not included in a kit (No), but has a Material Number, use Material Number.

### Notes:

The first number is total number of impellers.  
An exception to this format is the CR5-1H and Low NPSH models.

**Examples:** a CR5-1H is actually a CR5-2/1H, it has 2 chambers and 1 impeller (de-staged by 1) - it uses a 2 stage shaft.

**A Low NPSH CR5-3H is actually a CR5-3/2H, it has 3 chambers and 2 impellers (de-staged by 1) - it uses a 3 stage shaft.**

^^^ 3/2 to 9 stage = # of stages less 2  
10 to 19 stage = # of stages less 3  
21 to 27 stage = # of stages less 4  
29 to 36 stage = # of stages less 5  
Exception: When de-staging pump by 2 impellers, replace top chamber Pos. 4 with Pos. 5a

^^^^ 3/2 to 9 stage = use 1  
10 to 19 stage = use 2  
21 to 27 stage = use 3  
29 to 36 stage = use 4

\* Standard use 1. Back-to-Back or Tandem pump version use 3  
\*\* Standard use 1. Back-to-Back or Tandem pump version use 3  
\*\*\* 1 used in Hxxx (Standard), 2 used in Pxxx (Tandem) pump version

◆◆ Standard use 2. Back-to-Back or Tandem pump version use 3

■ Standard use 2. Back-to-Back or Tandem pump version use 6

1\* Standard use 1. When de-staging pump by 2 impellers, replace top chamber Pos. 4 with an additional Pos. 5a

Cool Top® is a registered trademark of Grundfos Pumps

### Keys to Symbols:

KITS	.....	Recommended spare part
∅	.....	Diameter
ANSI	.....	American National Standards Institute
CPL	.....	Complete Assembly – these parts consist of more than one component
EPDM	.....	Ethylene Propylene (also known as EPR and EPT) – an elastic substance similar to rubber
FFKM	.....	Kalrez Elastomer made by DuPont
FKM	.....	Fluoro Elastomer (generic for Viton)
FXM	.....	Fluoraz Elastomer made by Greene Tweed
M	.....	International standard thread size designation (thread diameter in mm)
mm	.....	Millimeter
MG	.....	Identifies Grundfos motor type/size
N	.....	Stainless
NBR	.....	Buna - N (also known as Nitrile) – an elastic substance similar to rubber
NEMA	.....	National Electrical Manufacturers Association
PTFE	.....	Teflon
SiC	.....	Silicon Carbide
TC	.....	Tungsten Carbide
UNC	.....	Unified National Coarse – a standard for threads on bolts

# Spare Part Kits CRN5-H

## Spare Part Kits

Since certain pump parts can be expected to exhibit wear at the same time as related pump parts, they have been grouped into the following kits for your convenience. The numbers indicate the quantity of the part within each kit. Please order these kits using the kit material number at the top of the columns.

CR(I, N)5 SiC Bearing									
WEAR PARTS KIT 2-7									
WEAR PARTS KIT 8-12									
WEAR PARTS KIT 13-16									
WEAR PARTS KIT 17-22									
WEAR PARTS KIT 23-26									
WEAR PARTS KIT 27-36									
Pos. No.	Description	Material No.	Qty. Included in each Kit						
4a	Chamber N Cpl. w/Pos.45 & 65 & SiC Bearing	96437645	1	2	3	4	5	6	
39	Gasket for Oval Flange, 95 x 55 x ø35 x 2mm	400189	2	2	2	2	2	2	
45	Neck Ring, ø50.45 x ø35 x .7mm, PTFE	96436720	6	10	13	18	21	30	
47a	Bearing Ring/Spacer, SiC 150, 13mm	96437488	1	2	3	4	5	6	
64a	Spacing Pipe, ø15.85 x ø12.85 x 13.0mm	96443611	1	2	3	4	5	6	
64c	Clamp, Splined, ø15 x ø13.10 x ø10.9 x 13mm	96439668	1	1	1	1	1	1	
65	Neck Ring Retainer, N, ø52.5 x ø36.7 x 5.3mm	96436722	6	10	13	18	21	30	
66	Lock Washer Set of 2, ø13.5 x ø8.2 x 2.6mm	96417297	1	1	1	1	1	1	
67	Lock Nut, 13mm x M8	00ID2061	1	1	1	1	1	1	

CR(I, N)5 Grafion Bearing									
WEAR PARTS KIT 2-7									
WEAR PARTS KIT 8-12									
WEAR PARTS KIT 13-16									
WEAR PARTS KIT 17-22									
WEAR PARTS KIT 23-26									
WEAR PARTS KIT 27-36									
Pos. No.	Description	Material No.	Qty. Included in each Kit						
4a	Chamber N Cpl. w/Pos.45 & 65 & Grafion Brg.	96440619	1	2	3	4	5	6	
39	Gasket for Oval Flange, 95 x 55 x ø35 x 2mm	400189	2	2	2	2	2	2	
45	Neck Ring, ø50.45 x ø35 x .7mm, PTFE	96436720	6	10	13	18	21	30	
47a	Bearing Ring/Spacer, TC, 11.0mm	410121	1	2	3	4	5	6	
64a	Spacing Pipe, ø15.85 x ø12.85 x 15.0mm	00410142	1	2	3	4	5	6	
64c	Clamp, Splined, ø15 x ø13.10 x ø10.9 x 13mm	96439668	1	1	1	1	1	1	
65	Neck Ring Retainer, N, ø52.5 x ø36.7 x 5.3mm	96436722	6	10	13	18	21	30	
66	Lock Washer Set of 2, ø13.5 x ø8.2 x 2.6mm	96417297	1	1	1	1	1	1	
67	Lock Nut, 13mm x M8	00ID2061	1	1	1	1	1	1	

STACK KITS	
Model	Material No.
CRN5-2	96453598
CRN5-3	96453599
CRN5-4	96453600
CRN5-5	96453601
CRN5-6	96453602
CRN5-7	96453603
CRN5-8	96453604
CRN5-9	96453605
CRN5-10	96453606
CRN5-11	96453607
CRN5-12	96453608
CRN5-13	96453609
CRN5-14	96453610
CRN5-15	96453611
CRN5-16	96453612
CRN5-18	96453613
CRN5-20	96453614
CRN5-22	96453615
CRN5-24	96453616
*** CRN5-26	96453617
*** CRN5-29	96453618
*** CRN5-32	96453619
*** CRN5-36	96453620

\*\*\*For 4 pole & 50 Hz operation only.

STANDARD SHAFT SEAL KIT, BALANCED CARTRIDGE									
(Maximum allowed working PSI is 435)									
(Tandem Seal option Pumps require 2 of each Seal Kit)									
Kit No. 96455088									
Kit No. 96491375									
Kit No. 96455089									
Kit No. 96455086									
Kit No. 96533327									
Kit No. 96533326									
Kit No. 96455087									
Pos. No.	Description	Material No.	Qty. Included in each Kit						
105	HQBE	96441879	1						
	HQBK	96489537		1					
	HQBV	96441880			1				
	HQQE	96441877				1			
	HQQF	96472620					1		
	HQQK	96498109						1	
	HQQV	96441878							1
N/A	Grinding Device Tool for Emery Cloth	370711	1	1	1	1	1	1	1
N/A	Emery Cloth	370712	1	1	1	1	1	1	1

OPTIONAL SHAFT SEAL KIT, BALANCED CARTRIDGE									
(Maximum allowed working PSI is 435)									
(Tandem Seal option Pumps require 2 of each Seal Kit)									
Kit No. 96455082									
Kit No. 96533323									
Kit No. 96533322									
Kit No. 96455083									
Kit No. 96455084									
Kit No. 96533325									
Kit No. 96533324									
Kit No. 96455085									
Pos. No.	Description	Material No.	Qty. Included in each Kit						
105	HUBE	96441873	1						
	HUBF	96481464		1					
	HUBK	96481463			1				
	HUBV	96441874				1			
	HUUE	96441875					1		
	HUUF	96475542						1	
	HUUK	96498108							1
	HUUV	96441876							1
N/A	Grinding Device Tool for Emery Cloth	370711	1	1	1	1	1	1	1
N/A	Emery Cloth	370712	1	1	1	1	1	1	1



**Spare Part Kits** (continued)

<b>INBOARD SHAFT SEAL &amp; Gasket KIT, Back to Back OQQE</b>		<b>Kit No.</b>	<b>96533360</b>		
<b>INBOARD SHAFT SEAL &amp; Gasket KIT, Back to Back OQQV</b>		<b>Kit No.</b>	<b>96533361</b>		
<b>INBOARD SHAFT SEAL &amp; Gasket KIT, Back to Back OQQV</b>		<b>Kit No.</b>	<b>96989183</b>		
<b>INBOARD SHAFT SEAL &amp; Gasket KIT, Back to Back OQQK</b>		<b>Kit No.</b>	<b>96536168</b>		
<b>INBOARD SHAFT SEAL &amp; Gasket KIT, Back to Back OQUE/V</b>		<b>Kit No.</b>	<b>405145</b>		
<b>(An HQQX or HUUX seal kit must also be used for respectively to complete seal repairs)</b>					
Pos. No.	Description	Material No.	Qty. Included in each Kit		
37	Sleeve O-ring, EPDM, $\phi$ 137.5 x 3.3mm	96438743	3		
	Sleeve O-ring, FKM, $\phi$ 137.5 x 3.3mm	96438744		3	
38, 100(a)	Drain Plug O-ring, EPDM, $\phi$ 16.3 x 2.4mm	00ID1288	7		
	Drain Plug O-ring, FKM, $\phi$ 16.3 x 2.4mm	00ID2231		7	
102	O-ring, EPDM, $\phi$ 18 x 2.5mm	00ID2041	1		1
	O-ring, FKM, $\phi$ 17.86 x 2.62mm	00ID2187		1	1
	O-ring, FFKM, $\phi$ 17.86 x 2.62mm	96440281			1
103	Stationary Seal Ring, SiC, 12mm	980746	1		
	Stationary Seal Ring, TC, 12mm	980190			1
104	Rotating Seal Ring, SiC, 12mm	980733	1	1	1
	Rotating Seal Ring, TC, 12mm	989163			1
107	O-ring, EPDM, $\phi$ 11.5 x 4.3mm	00ID2040	1		1
	O-ring, FKM, $\phi$ 11.5 x 4.3mm	00ID2186		1	1
	O-ring, FFKM, $\phi$ 11.5 x 4.3mm	96440282			1
108	Spring, 12mm	980195	1	1	1
109a	O-ring, EPDM, $\phi$ 21.3 x 3.0mm	00ID1798	1		
	O-ring, FKM, $\phi$ 21.2 x 3.0mm	00ID2339		1	
	O-ring, FFKM, $\phi$ 23.47 x 2.62mm	96464384			1
111	Driver for pos.104	980192	1	1	1
112	Driver for pos.111	980191	1	1	1
112a	Driver for pos.112	400203	1	1	1
113	Set Screw for pos.112a	00ID7392	2	2	2
146	Allen Bolt for pos.147 & 148, 2.5mm x M3 x 5mm	96462639	3	3	3
147	Stationary Seal Retainer - NV36, 316SS	96457354			1
148	Seal Retainer Washer -316SS, $\phi$ 36.0 x $\phi$ 21.6 x 5.0mm	96457355			1
N/A	Grinding Device Tool for Emery Cloth	370711			1
N/A	Emery Cloth	370712			1

<b>GASKET KIT (EPDM)</b>		<b>Kit No.</b>	<b>96455090</b>		
<b>GASKET KIT (FKM)</b>		<b>Kit No.</b>	<b>96455091</b>		
<b>GASKET KIT (FXM)</b>		<b>Kit No.</b>	<b>96463944</b>		
<b>GASKET KIT (FFKM)</b>		<b>Kit No.</b>	<b>96533328</b>		
<b>GASKET KIT (EPDM)-Double Seal option</b>		<b>Kit No.</b>	<b>96533362</b>		
<b>GASKET KIT (FKM)-Double Seal option</b>		<b>Kit No.</b>	<b>96533363</b>		
<b>GASKET KIT (FFKM)-Double Seal option</b>		<b>Kit No.</b>	<b>96533364</b>		
<b>GASKET KIT (FXM, &amp; EPDM)- Cool-Top option</b>		<b>Kit No.</b>	<b>96533329</b>		
Pos. No.	Description	Material No.	Qty. Included in each Kit		
37	Sleeve O-ring, EPDM, $\phi$ 137.5 x 3.3mm	96438743	2		3
	Sleeve O-ring, FKM, $\phi$ 137.5 x 3.3mm	96438744		2	3
37b	Sleeve O-ring, FXM, $\phi$ 137.5 x 3.3mm	96458109			2
	Sleeve O-ring, FFKM, $\phi$ 136.12 x 3.53mm	96466718		2	
38, 100(a)	Drain Plug O-ring, EPDM, $\phi$ 16.3 x 2.4mm	00ID1288	3		7
	Drain Plug O-ring, FKM, $\phi$ 16.3 x 2.4mm	00ID2231		3	7
38, 100a	Drain Plug O-ring, FXM, $\phi$ 16.3 x 2.4mm	96442869			3
	Drain Plug O-ring, FFKM, $\phi$ 16.3 x 2.4mm	96428162		3	
109(a)	O-ring for Pos.105(b) & 149, EPDM, $\phi$ 21.3 x 3.0mm	00ID1798	1		1
	O-ring for Pos.105(b) & 149, FKM, $\phi$ 21.2 x 3.0mm	00ID2339			1
109b	O-ring for Pos.105(b) & 149, FXM, $\phi$ 22.0 x 2.75mm	96458111		1	
	O-ring for Pos.105(b) & 149, FFKM, $\phi$ 23.47 x 2.62mm	96464384			2

**Add to above standard gaskets to complete desired CRH, CRNH model**

<b>Kit, O-ring EPDM CRN-H1s to 5</b>		<b>Kit No.</b>	<b>97683277</b>		
<b>Kit, O-ring FKM CRN-H1s to 5</b>		<b>Kit No.</b>	<b>97683278</b>		
<b>Kit, O-ring FXM CRN-H1s to 5</b>		<b>Kit No.</b>	<b>97683279</b>		
<b>Kit, O-ring FFKM CRN-H1s to 5</b>		<b>Kit No.</b>	<b>97683280</b>		
Pos. No.	Description	Material No.	Qty. Included in each Kit		
72a	O-ring EPDM $\phi$ 145.6x3.5mm 2-256	97644314	1		
	O-ring FKM $\phi$ 145.6x3.5mm 2-256	97672715		1	
	O-ring FXM $\phi$ 145.6x3.5 2-256	97672716			1
	O-ring FFKM $\phi$ 145.6x3.5mm 2-256	97672717			1

<b>NEMA COUPLING KIT</b>		<b>Kit No.</b>	<b>415314</b>		
$\phi$ 15.8/ $\phi$ 12		<b>Kit No.</b>	<b>415315</b>		
$\phi$ 28.5/ $\phi$ 12		<b>Kit No.</b>	<b>96478700</b>		
$\phi$ 34.9/ $\phi$ 12		<b>Kit No.</b>	<b>96478700</b>		
Pos. No.	Description	Material No.	Qty. Included in each Kit		
9	Allen Screw, M6 x 20mm, Delta Seal	00ID7899	4		
	Allen Screw, M8 x 25mm, Delta Seal	00ID7900		4	4
	Allen Screw, M10 x 25mm, Delta Seal	00ID7901			
10	Shaft Pin, $\phi$ 5 x 26mm, Stainless	310192	1	1	1
10a	Coupling Half, 56C, 1/3 - 2HP. $\phi$ 15.8 / $\phi$ 12	410108	2		
	Coupling Half, 182/184TC, 3-5HP. $\phi$ 28.5/ $\phi$ 12	410109			2
	Coupling Half, 213TC, 7.5-10HP. $\phi$ 34.9/ $\phi$ 12	96472175			2

# Spare Part Kits • Accessories CRN5-H

## Spare Part Kits (continued)

COUPLING GUARD KIT				
NEMA 56C, 1/3-2HP		Kit No. 96505131		
NEMA 182-215TC, 3-10HP		Kit No. 96505132		
Pos. No.	Description	Material No.	Qty. Included in each Kit	
7	Coupling Guard, W=127mm x H=90.5mm	96438137	2	
	Coupling Guard, W=157mm x H=171mm	96438138		2
7a	Screw comb.slot torx/straight slot 4 x 8mm	96488481	4	4

Air Vent Kit - Horizontal Units				
CR-H, CRN-H15 to 20		Kit No. 91136720		
Pos. No.	Description	Material No.	Qty. Included in each Kit	
117	Air Vent Pipe, short for 118, G1/2, 60x43	96525189		1
117a	Counter Nut for Pipe 117, G1/2	96506709		2
118	Air vent type 1511-AV - 5/6430	96427483		1

Connecting Pipe for Cool Top				
(EPDM, FKM & FKM)		Kit No. 96578704		
Pos. No.	Description	Material No.	Qty. Included in each Kit	
109a	O-ring for Pos.105(b) &149, EPDM, Ø21.3 x 3.0mm	00ID1798		1
	O-ring for Pos.105(b) &149, FKM, Ø21.2 x 3.0mm	00ID2339		1
109b	O-ring for Pos.105(b) &149, FKM, Ø22.0 x 2.75mm	96458111		1
149a	Retainer for bushing, 316SS, Ø22.0 x Ø17.0 x 9mm	96457639		1
149b	Bushing, Graflon®, Ø21.2 x Ø12.4 x 53mm	96456297		1
149c	Connecting pipe, NV36, 316SS	96456295		1

## Accessories

ANSI COMPANION FLANGES FOR CR-H, CRN-H15 to 20				
1-1/2" and 1" Threaded Stainless, 150 Lb. Class		Kit No. 97698645		
Pos. No.	Description	Material No.	Qty. Included in each Kit	
N/A	Hex Head Cap Screw/Bolt 1/2"-13X 2" 316SS	97743748		8
N/A	Flange ANSI #150 1.5" NPT 316SS	96983498		1
N/A	Flange ANSI #150 1" NPT 316SS	96983497		1
N/A	Gasket 1 1/2" Full Face 150 Lb. ANSI	97694409		1
N/A	Gasket 1" Full Face 150 Lb. ANSI	97692916		1

ANSI COMPANION FLANGES FOR SMALL CR				
1-1/2" and 1" Threaded Stainless, 300 Lb. Class		Kit No. 97698646		
Pos. No.	Description	Material No.	Qty. Included in each Kit	
N/A	Hex Head Cap Screw/Bolt 3/4"-10 X 2.5" 316SS	91143035		4
N/A	Hex Head Cap Screw/Bolt 5/8"-11 X 2.25" 316SS	91143029		4
N/A	Flange ANSI #300 1.5" NPT 316SS	96983496		1
N/A	Flange ANSI #300 1"NPT 316SS	96983495		1
N/A	Gasket 1 1/2" Full Face 300 Lb. ANSI	97694408		1
N/A	Gasket 1" Full Face 300 Lb. ANSI	97694407		1

Baseplate Kit				
139 56C for GA		Kit No. 97534517		
182TC for GA		Kit No. 97534518		
XLBP1 56C for GA		Kit No. 97534573		
182TC for GA		Kit No. 97534574		
Pos. No.	Description	Material No.	Qty. Included in each Kit	
90	Baseplate Cpl. 139, L=991* x W=305* x H=106.5*	96956336	1	1
	Baseplate Cpl. XLBP1, L=1500* x W=305* x H=106.5*	96956376		1
N/A	Slider & fastners for 56C (consists of slider & hardware)	96983855	1	1
N/A	Slider & fastner for 182TC (consists of slider & hardware)	96983858	1	1
N/A	Hardware Kit -96983855/68/78(cont. pos.56f, g, 90a,d& f)**	97501470	1	1
N/A	Hardware Kit -96983858 (cont. pos.56f & g, 90a, d & f)**	97501481	1	1
56f	Bolt, Hex Head 1/2 -13 UNC x 1" SAE 5, Zinc plated	N/A	2	2
56g	Washer, 1/2" SAE, Zinc plated	N/A	2	2
90a	Bolt, Hex Head 5/16 -18 UNC x .75" SAE 5, Zinc plated	N/A	4	4
	Bolt, Hex Head 3/8 -16 UNC x .5" SAE 5, Zinc plated	N/A	4	4
90b	Slider, GA/B/C 56C/139BP, L=204* x H=45.5* x W=25.4*	96956339	2	2
	Slider, GA/B/C 182TC/139 BP, L=230* x H=23* x W=25.4*	96956338	2	2
90d	Bolt, Hex Head 1/4 -20 UNC x 1" SAE 5, Zinc plated	N/A	4	4
	Bolt, Hex Head 1/4 -20 UNC x 1.75" SAE 5, Zinc plated	N/A	4	4
90f	Washer, 5/16" SAE, Zinc plated	N/A	4	4
	Washer, 3/8" SAE, Zinc plated	N/A	4	4

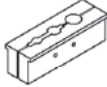



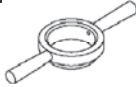



\* Values in mm, Length (L) is +/- 2mm, Height (H) is +/- 1mm, Width (W). \*\* Hardware kits 97501470 and 81 are also available for sale.

Baseplate Kit				
148 213TC for GA		Kit No. 97534520		
XLBP2 213TC for GA		Kit No. 97537875		
Pos. No.	Description	Material No.	Qty. Included in each Kit	
90	Baseplate Cpl. 148, L=1219* x W=381* x H=107.9*	96956346	1	1
	Baseplate Cpl. XLBP2, L=1777.8* x W=381* x H=107.9*	96956377		1
N/A	Slider & fastners for 213TC (consists of slider & hardware)	96983859	1	1
N/A	Hardware Kit -96983859 (consists of pos.56f, g, 90a,d& f)**	97501482	1	1
56f	Bolt, Hex Head 1/2 -13 UNC x 1.25" SAE 5, Zinc plated	N/A	2	2
56g	Washer, 1/2" SAE, Zinc plated	N/A	2	2
90a	Bolt, Hex Head 3/8 -16 UNC x 5/8" SAE 5, Zinc plated	N/A	4	4
90b	Slider, GA/B/C 213TC/148BP, L=252* x H=20* x W=25.4*	96956347	2	2
90d	Bolt, Hex Head 1/4 -20 UNC x 1.75" SAE 5, Zinc plated	N/A	4	4
90f	Washer, 3/8" SAE, Zinc plated	N/A	4	4

\* Values in mm, Length (L) is +/- 2mm, Height (H) is +/- 1mm, Width (W). \*\* Hardware kits 97501482 is also available for sale.








## Special Tools

Tools not generally available from normal sources.

Mat. No.	Description and Use	
00SV0040	<b>Shaft Holder for Dismantling/Assembly</b> Used to hold and protect the shaft during dismantling and assembly.	
00SV2007	<b>Tubular Box Spanner for Shaft Seal 36.1 mm</b> Used to install and remove the shaft seal. Fits a 1/2" drive ratchet.	
00SV0239	<b>Puller for Neck Ring</b> Used to remove the Neck Ring from Chamber.	
00SV2014	<b>Circlip Pliers for Flange Lock Ring</b> Used to remove the Lock Ring for the Flange.	
00SV2066	<b>Tool for Outer Sleeve</b> Used to press sleeve into base. (optional)	
00SV2011	<b>Bit Holder</b> Used with Bits Kit, 1/4"	
00SV2010	<b>Bits Kit</b> NV 5 mm for M6, 1/4" NV 6 mm for M8, 1/4" NV 8 mm for M10, 1/4"	
00SV2012	<b>Hexagon Socket Bit</b> Used for Shaft Seal NV 2.5 mm for M5, 1/4"	

## Standard Tools

In addition to being available from Grundfos, comparable tools can be purchased through normal sources.

Mat. No.	Description and Use	
00SV0083 00SV0055 00SV0056 00SV0054 00SV0122	<b>Wrenches</b> Used to tighten various nuts. NV 10 mm for M6 NV 13 mm for M8 NV 17 mm for M10 NV 19 mm for M12 NV 24 mm for M16	
00SV0292 00SV0269 00SV0400	<b>Torque Wrench</b> Used to torque various screws. 4-20 Nm, 9 x 12 20-100 Nm, 9 x 12 40-200 Nm, 14x18	
00SV0438	<b>Torque Screwdriver</b> Used to tighten various nuts. 1-6 Nm, 1/4"	
00SV0295	<b>Ratchet Spanner for all Adapters</b> 9 mm x 12 mm, 1/2"	
00SV0296 00SV0297 00SV0298	<b>Socket Spanner with Inside Hex</b> NV 5 mm for M6, 1/2" x 1/2" NV 6 mm for M8, 1/2" x 1/2" NV 8 mm for M10, 1/2" x 1/2"	
00SV0310 00SV0294 00SV0270 00SV0271 00SV0524	<b>Ring Spanner</b> NV 10 mm for M6 NV 13 mm for M8 NV 17 mm for M10 NV 19 mm for M12 NV 24 mm for M16	
00SV2013	<b>Socket Spanner</b> NV 13 mm for M8, 9 x 12	

be think innovate

Being responsible is our foundation  
Thinking ahead makes it possible  
Innovation is the essence



L-CR-SM-063 | 8/12  
PRINTED IN USA

Subject to alterations.

**GRUNDFOS Pumps Corporation**  
17100 W. 118th Terrace  
Olathe, Kansas 66062  
Phone: 913.227.3400  
Fax: 913.227.3500  
[www.grundfos.com](http://www.grundfos.com)

**GRUNDFOS Canada, Inc.**  
2941 Brighton Road  
Oakville, Ontario L6H 6C9 Canada  
Phone: 905.829.9533  
Fax: 905.829.9512

**Bombas GRUNDFOS de Mexico S.A. de C.V.**  
Boulevard TLC No. 15  
Parque Industrial Stiva Aeropuerto  
Apodaca, N.L. Mexico 66600  
Phone: 52.81.8144.4000  
Fax: 52.81.8144.4010

**GRUNDFOS** 