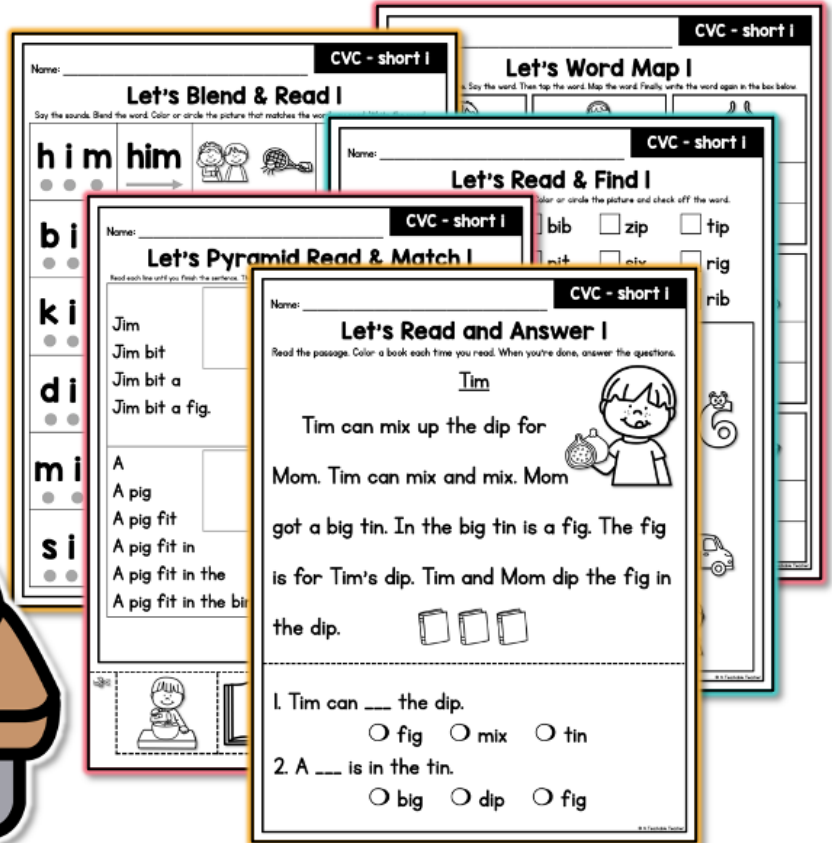



phonics worksheets


SCIENCE OF READING ALIGNED

21 PAGES



CVC - Short i

Created By A Teachable Teacher



scroll to see more

phonics worksheets

CVC - Short i

21 pages included!

**Science of Reading
aligned!**


FULLY decodable!

**Great for small groups,
whole group, word work,
centers, and so much more!**

NO PREP!



CVC - Short I Words Practice Included:



- ✓ Orthographic mapping short i words
- ✓ Blending short i words
- ✓ Identifying/matching/writing short i words
- ✓ Building short i words letter by letter
- ✓ Reading decodable sentences with short i words
- ✓ Comprehension
- ✓ Reading decodable passages with short i words



Crystal K.

February 13, 2024

★★★★★ Extremely satisfied

This is a great resource! It is jam-packed with creative worksheets that follow the SOR. I was so happy that I bought a packet for each short vowel.

Students used with

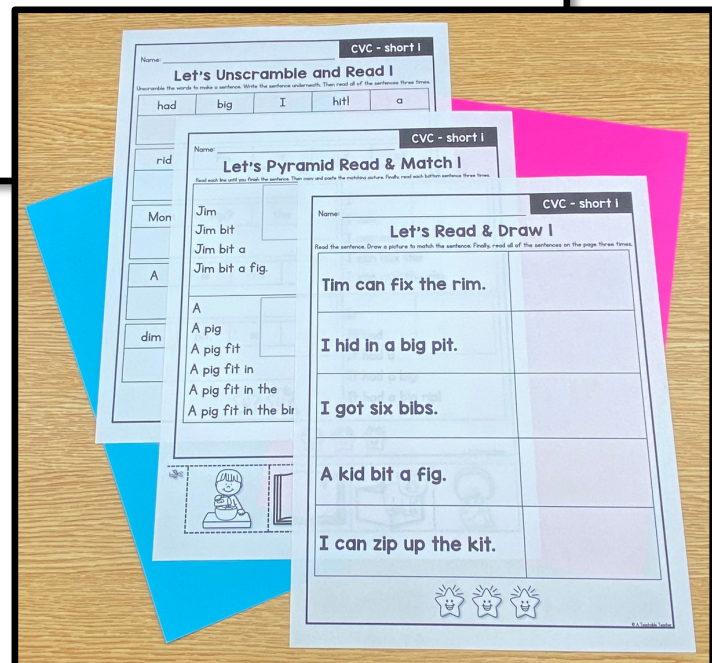
1st grade

Students were engaged

Strongly disagree Strongly agree

Varied Practice With:

- ✓ words
- ✓ sentences
- ✓ passages



phonics worksheets




CVC - Short i

11 Worksheet Types

Name: _____ CVC - short i

Let's Word Map I

Look at the picture. Say the word. Then tap the word. Map the word. Finally, write the word again in the box below.





		

Name: _____ CVC - short i

Let's Read & Match I

Read the word. Find the matching picture. Write the word under the picture.



him bin dig bit zip fix
 hip tin sip rib pig kit



			
---	---	---	---



Name: _____ CVC - short i

Let's Blend & Read I

Say the sounds. Blend the word. Color or circle the picture that matches the word you read. Write the word.

h i m **him**  




b i b **bib**  

k i d **kid**  

Name: _____ CVC - short i

Let's Build Words I

Say the word. Cut out the letters to build the word. Then, write the word.





		
		
		

Name: _____ CVC - short i

Let's Read & Find I

Read the word. Find the matching picture. Color or circle the picture and check off the word.

























bit hip bib zip tip
 fin pin pit six rig
 sit fit mix him rib

			
---	---	---	---

Name: _____ CVC - short i

Let's Crack the Code and Read I







Write the letter that matches the beginning sound for the picture. Then, read your word. Circle the matching picture.

Name: _____ CVC - short i

Let's Write and Find I

Say the word. Tap and map the word. Then, find the word in the word search.

Name: _____ CVC - short i

Let's Pyramid Read & Match I

Read each line until you finish the sentence. Then copy and paste the matching picture. Finally, read each bottom sentence three times.

Jim _____ I _____
 Jim bit _____ I can _____
 Jim bit a _____ I can mix _____
 Jim bit a fig. _____ I can mix the _____
 A _____ It _____

Name: _____ CVC - short i

Let's Read & Draw I

Read the sentence. Draw a picture to match the sentence. Finally, read all of the sentences on the page three times.

Tim can fix the rim.

I hid in a big pit.

Name: _____ CVC - short i

Let's Unscramble and Read I

Unscramble the words to make a sentence. Write the sentence underneath. Then read all of the sentences three times.

had big I hit! a

rid Fin it. got of

Mom rip? the fix Did

A is the on lid dip.

dim pit. is the It in

Name: _____ CVC - short i

Let's Unscramble and Read I

Unscramble the words to make a sentence. Write the sentence underneath. Then read all of the sentences three times.

had big I hit! a

rid Fin it. got of

Mom rip? the fix Did

A is the on lid dip.

dim pit. is the It in

Name: _____ CVC - short i

Let's Read and Answer I

Read the passage. Color a book each time you read. When you're done, answer the questions.

Tim

Tim can mix up the dip for Mom. Tim can mix and mix. Mom got a big tin. In the big tin is a fig. The fig is for Tim's dip. Tim and Mom dip the fig in the dip.

1. Tim can ___ the dip.
 fig mix tin

2. A ___ is in the tin.
 big dip fig

phonics worksheets





CVC - Short i


Fully Decodable

Name: _____ CVC - short i

Let's Pyramid Read & Match I

Read each line until you finish the sentence. Then copy and paste the matching picture. Finally, read each bottom sentence three times.

Jim		I	
Jim bit		I can	
Jim bit a		I can mix	
Jim bit a fig.		I can mix the	
		I can mix the dip.	
A		It	
A pig		It had	
A pig fit			
A pig fit in			
A pig fit in the			
A pig fit in the			




Name: _____ CVC - short i

Let's Read and Answer I

Read the passage. Color a book each time you read. When you're done, answer the questions.

Tim

Tim can mix up the dip for Mom. Tim can mix and mix. Mom got a big tin. In the big tin is a fig. The fig is for Tim's dip. Tim and Mom dip the fig in the dip. 

1. Tim can ___ the dip.
 fig mix tin

2. A ___ is in the tin.
 big dip fig

© A Teachable Teacher

HIGH FREQUENCY WORDS

Sentences and passages use only

- prereading high frequency words (a, and, I, for, is, of, the, to, was, you)
- decodable VC + CVC high frequency words

phonics worksheets

CVC - Short i












Varied Practice

SENTENCES

Name: _____ CVC - short i

Let's Blend & Read I

Say the sounds. Blend the word. Color or circle the picture that matches the word you read. Write the word.

h i m	him			
b i b	bib			
k i d	kid			
d i g	dig			
m i x	mix			
s i p	sip			

Name: _____ CVC - short i

Let's Unscramble and Read I

Unscramble the words to make a sentence. Write the sentence underneath. Then read all of the sentences through.

had	big	I	hit!		

rid	Fin	it.	got	of	

Mom	rip?	the	fix	Did	

A	is	the	on	lid	dip.

dim	pit.	is	the	It	in



Name: _____ CVC - short i

Let's Read and Answer I

Read the passage. Color a book each time you read. When you're done, answer the questions.

Tim

Tim can mix up the dip for Mom. Tim can mix and mix. Mom got a big tin. In the big tin is a fig. The fig is for Tim's dip. Tim and Mom dip the fig in the dip.



1. Tim can ___ the dip.
 fig mix tin

2. A ___ is in the tin.
 big dip fig

WORDS

PASSAGES


phonics worksheets

CVC - Short i

Name: _____ **CVC - short i**

Let's Read and Answer I

Read the passage. Color a book each time you read. When you're done, answer the questions.


Tim 

Tim can mix up the dip for

Mom. Tim can mix and

got a big tin. In the

is for Tim's dip. Tim

the dip. 









1. Tim can ___ the dip
 fig tin

2. A ___ is in the tin.
 big dip

Name: _____ **CVC - short i**

Let's Word Map I

Look at the picture. Say the word. Then tap the word. Map the word. Finally, write the word again in the box below.


		
_____	_____	_____
		
_____	_____	_____
		
_____	_____	_____


21
short i
pages


Name: _____ **CVC - short i**


Read & Match I


Match the words to the matching picture. Finally, read each bottom sentence three times.


I 


I can 


I can mix 


I can mix the 


I can mix the dip. 


It 

It had 

It had a 

It had a big 

It had a big rip! 



phonics worksheets

CVC - Short i

See it in Action!

Name: _____ CVC - short i

Let's Read & Find I

Read the word. Find the matching picture. Color or circle the picture and check off the word.

<input checked="" type="checkbox"/> bit	<input checked="" type="checkbox"/> hip	<input checked="" type="checkbox"/> bib	<input type="checkbox"/> zip	<input type="checkbox"/> tip
<input type="checkbox"/> fin	<input type="checkbox"/> pin	<input type="checkbox"/> pit	<input type="checkbox"/> six	<input type="checkbox"/> rig
<input type="checkbox"/> sit	<input type="checkbox"/> fit	<input type="checkbox"/> mix	<input type="checkbox"/> him	<input type="checkbox"/> rib

© 2014 Teaching Time

Name: _____ CVC - short i

Let's Crack the Code and Read I

Write the letter that matches the beginning sound for the picture. Then, read your word. Circle the matching picture.

fig	lip	rib

© 2014 Teaching Time

Name: _____ CVC - short i

Let's Pyramid Read & Match I

Read each line until you know the sentence. Then copy and paste the matching picture. Finally, read each bottom sentence three times.

Jim	I can	
Jim bit	I can mix	
Jim bit a	I can mix the	
Jim bit a fig	I can mix the dip.	

A pig
A pig fit
A pig fit in
A pig fit in the
A pig fit in the bin.

It had
It had a
It had a big
It had a big rip!

© 2014 Teaching Time

Name: _____ CVC - short i

Let's Word Map I

Look at the picture. Say the word. Then use the word map to write the word. Finally, write the word.

h i d	s i t
hid	sit

Name: _____ CVC - short i

Let's Blend & Read I

Say the sounds. Blend the word. Color or circle the picture that matches the word you read. Write the word.

h i m	him		him
b i b	bib		bib
			Kid
			dip
			nix
			p

Name: _____ CVC - short i

Let's Build Words I

Say the word. Cut out the letters to build the word. Then, write the word.

	b i n	bin
	f i g	fig
	l i d	lid
	d i p	dip
	h i t	hit

© 2014 Teaching Time



TEACHERS ARE RAVING!



April M.
August 1, 2023

★★★★★ Extremely satisfied

This was a perfect resource to use in my kindergarten classroom during my guided reading groups. It allowed me to differentiate and choose a level that my students were on.

Students used with

K

Students were engaged



C K.
July 12, 2023

★★★★★ Extremely satisfied


I use this resource with my sounds-write children. They enjoy working with the format of this resource, as it's different from the other decodable resources used through out their lessons.

Students used with

1st grade

Primarily students with learning difficulties

Students were engaged



Tyja

★★★★★ Extremely satisfied



I have enjoyed using this resource in my Special Education classroom with struggling readers. This is a great fluency resource and my students remain engage. I highly recommend this resource!

Students used with

2nd grade

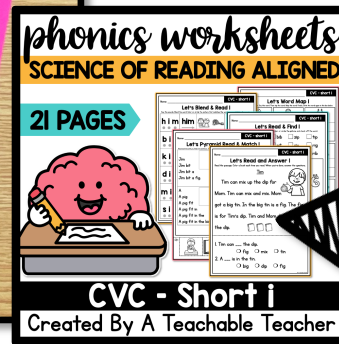
Primarily students with learning difficulties

Students were engaged



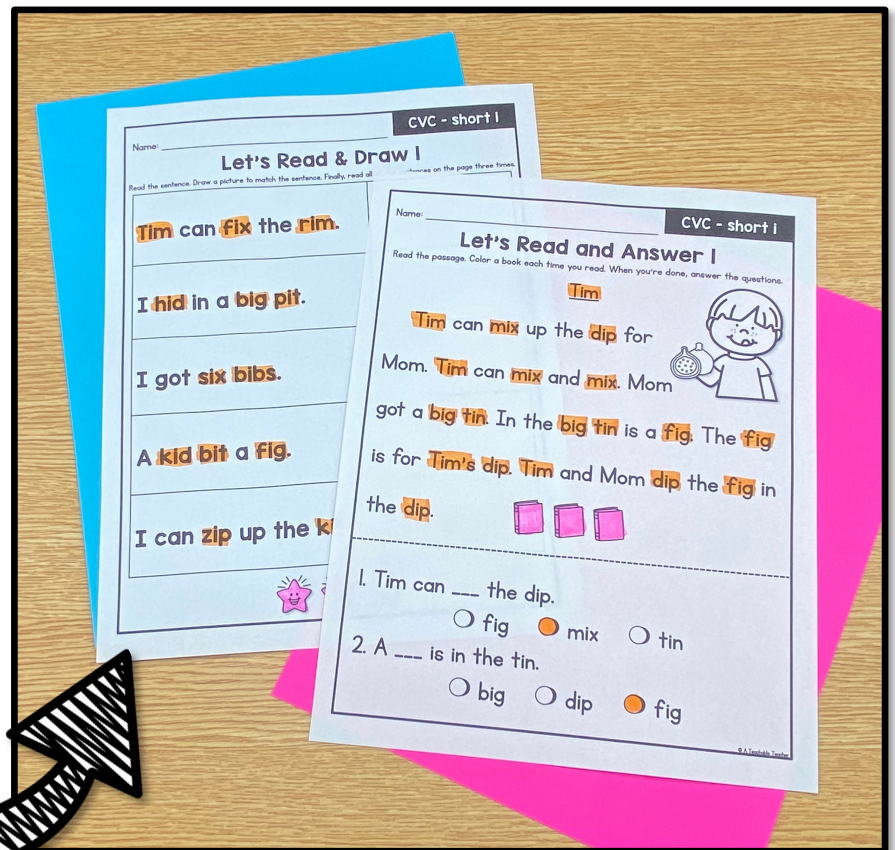
ENGAGING Science of Reading aligned CVC practice!

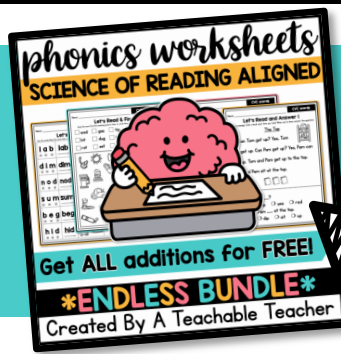
Fully decodable +
short i cvc fluency +
reading +
comprehension +
answer keys + Science
of Reading aligned,
ALL in ONE resource!



NO Prep Needed!

Ready for
students to
practice
short i CVC
words -
Just print
and go!





GET THE BUNDLE & SAVE \$\$\$

Phonics Skill	# of Pages
Mixed CVC	25
CVC - separated by vowel	99
Digraphs	23
Beginning Blends	30
Ending Blends	30
Double Final Consonants	21
Mixed CVCe	35
CVCe - separated by vowel	88
Long Vowel Teams	40
Diphthongs	37
R-Controlled Vowels	40
Bundle TOTALS	468 pages


Click **HERE** for the **BUNDLE**

Looking for MORE Science of Reading CVC Products?

-click to go-

WORD LADDERS

connecting phonemic awareness + phonics

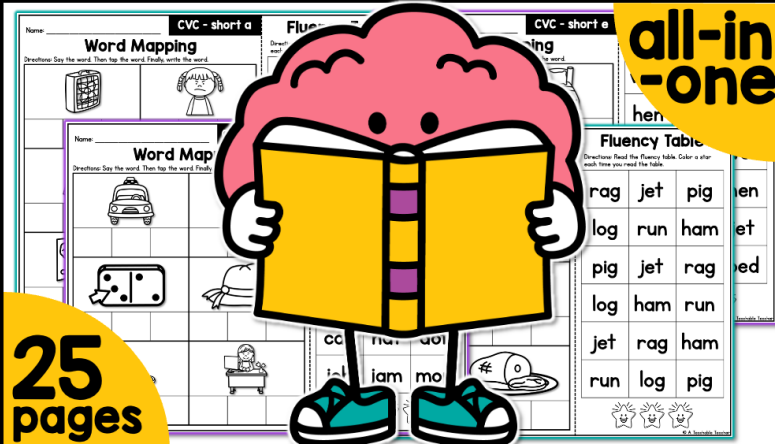


15 pages

the CVC edition

Created By A Teachable Teacher

WORD MAPPING + FLUENCY BUILDING




all-in-one

25 pages

cvc edition

Created By A Teachable Teacher



Frequently Asked Questions

Is this an editable resource?

This resource is not editable.

What high frequency words are used in this resource?

Sentences and passages use only 10 prereading high frequency words (a, and, I, for, is, of, the, to, was, you) and FULLY decodable VC + CVC high frequency words

Is this resource available in an online format?

No, this resource is not uploaded in an online format.

Are answer keys included in this resource?

YES!!! Answer keys for EVERY page are included in this resource!