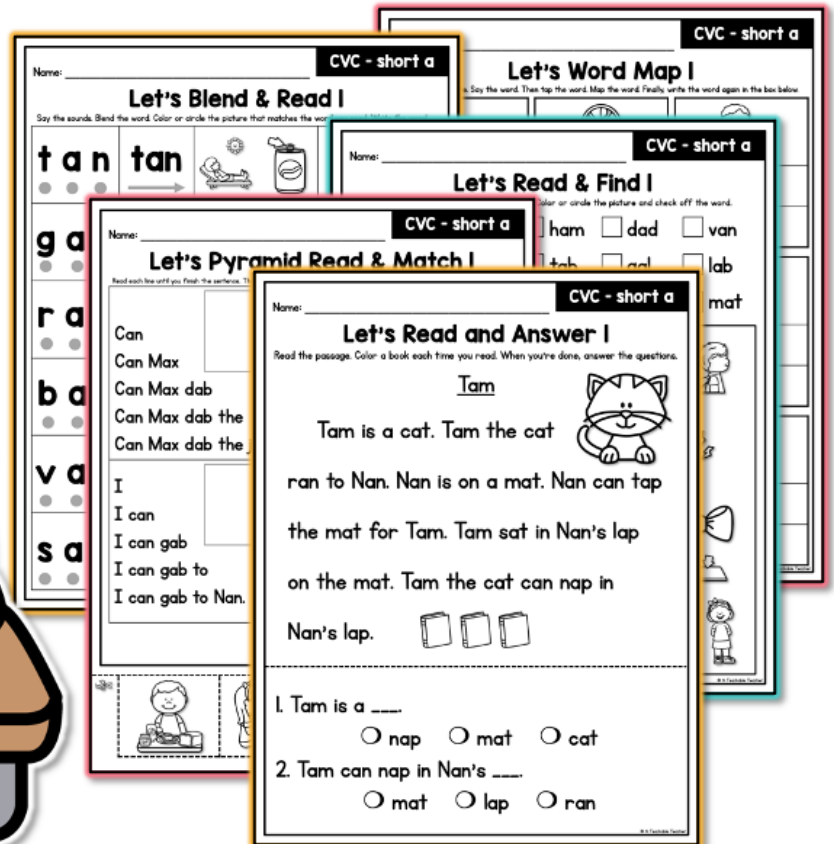



phonics worksheets


SCIENCE OF READING ALIGNED

21 PAGES



CVC - Short a

Created By A Teachable Teacher



scroll to see more

phonics worksheets

CVC - Short a

21 pages included!

**Science of Reading
aligned!**


FULLY decodable!

**Great for small groups,
whole group, word work,
centers, and so much more!**

NO PREP!



CVC - Short A Words Practice Included:



- ✓ Orthographic mapping short a words
- ✓ Blending short a words
- ✓ Identifying/matching/writing short a words
- ✓ Building short a words letter by letter
- ✓ Reading decodable sentences with short a words
- ✓ Comprehension
- ✓ Reading decodable passages with short a words



Ronalee Piercey (TPT Seller)

December 6, 2023

★★★★★ Extremely satisfied

This resource is great! My students require a lot of review and these sheets can be used in both our WIN and small reading groups. Thank you

Students used with

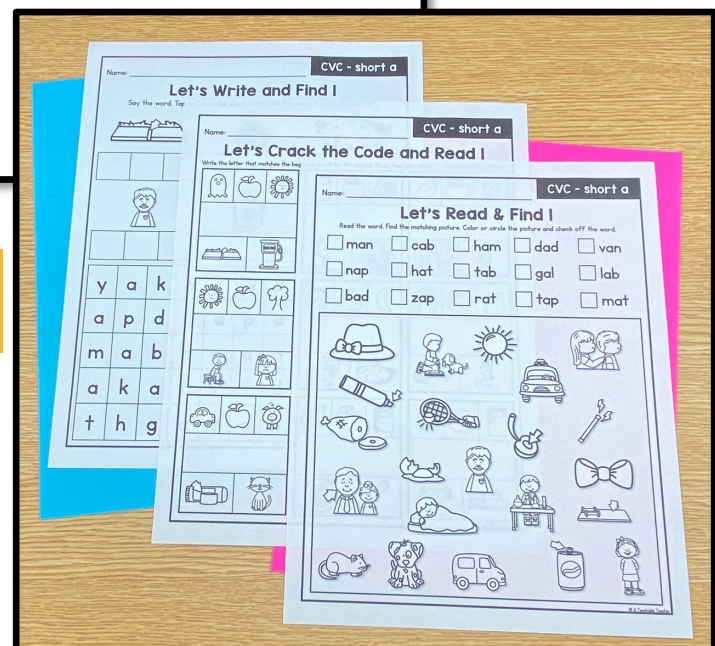
1st grade

Students were engaged

Strongly disagree Strongly agree

Varied Practice With:

- ✓ words
- ✓ sentences
- ✓ passages



phonics worksheets







CVC - Short a

11 Worksheet Types

Name: _____ CVC - short a

Let's Word Map I

Look at the picture. Say the word. Then tap the word. Map the word. Finally, write the word again in the box below.





		
		

Name: _____ CVC - short a

Let's Read & Match I

Read the word. Find the matching picture. Write the word under the picture.



bad tap can dab tag cat
 gal wax map yam pan sat



			
---	---	---	---



Name: _____ CVC - short a

Let's Blend & Read I

Say the sounds. Blend the word. Color or circle the picture that matches the word you read. Write the word.

t a n tan  
 ● ● ● →




g a p gap  
 ● ● ● →

r a a raa  

Name: _____ CVC - short a

Let's Build Words I

Say the word. Cut out the letters to build the word. Then, write the word.





		
		
		

Name: _____ CVC - short a

Let's Read & Find I

Read the word. Find the matching picture. Color or circle the picture and check off the word.



























man cab ham dad van
 nap hat tab gal lab
 bad zap rat tap mat

			
---	---	---	--

Name: _____ CVC - short a

Let's Crack the Code and Read I







Write the letter that matches the beginning sound for the picture. Then, read your word. Circle the matching picture.

Name: _____ CVC - short a

Let's Write and Find I

Say the word. Tap and map the word. Then, find the word in the word search.

Name: _____ CVC - short a

Let's Pyramid Read & Match I

Read each line until you finish the sentence. Then copy and paste the matching picture. Finally, read each bottom sentence three times.

Can	Pam
Can Max	Pam is
Can Max dab	Pam is a
Can Max dab the	Pam is a gal.
Can Max dab the jam?	

Name: _____ CVC - short a

Let's Read & Draw I

Read the sentence. Draw a picture to match the sentence. Finally, read all of the sentences on the page three times.

A cat is in Val's lap.

Dan's pal is a gal.

Name: _____ CVC - short a

Let's Unscramble and Read I

Unscramble the words to make a sentence. Write the sentence underneath. Then read all of the sentences three times.

Dad.	ran	to	I		
get	the	in	Can	cab?	Pat
can	tab.	The	a	had	
rag.	Wax	the	on	got	
I	nap	a	can	mat.	on

Name: _____ CVC - short a

Let's Read and Answer I

Read the passage. Color a book each time you read. When you're done, answer the questions.

Tam

Tam is a cat. Tam the cat ran to Nan. Nan is on a mat. Nan can tap the mat for Tam. Tam sat in Nan's lap on the mat. Tam the cat can nap in Nan's lap.

1. Tam is a ____.

nap mat cat

2. Tam can nap in Nan's ____.

mat lap ran

Name: _____ CVC - short a

Let's Read and Answer I

Read the passage. Color a book each time you read. When you're done, answer the questions.

Tam

Tam is a cat. Tam the cat ran to Nan. Nan is on a mat. Nan can tap the mat for Tam. Tam sat in Nan's lap on the mat. Tam the cat can nap in Nan's lap.

1. Tam is a ____.

nap mat cat

2. Tam can nap in Nan's ____.

mat lap ran

phonics worksheets

CVC - Short a


Fully Decodable

Name: _____ **CVC - short a**

Let's Pyramid Read & Match I

Read each line until you finish the sentence. Then copy and paste the matching picture. Finally, read each bottom sentence three times.

Can		Pam	
Can Max		Pam is	
Can Max dab		Pam is a	
Can Max dab the		Pam is a gal.	
Can Max dab the jam?			
I		Hal	
I can		Hal sat	
I can gab			
I can gab to			
I can gab to N			



Name: _____ **CVC - short a**

Let's Read and Answer I

Read the passage. Color a book each time you read. When you're done, answer the questions.


Tam

Tam is a cat. Tam the cat

ran to Nan. Nan is on a mat. Nan can tap

the mat for Tam. Tam sat in Nan's lap

on the mat. Tam the cat can nap in

Nan's lap. 

1. Tam is a ____.

nap mat cat

2. Tam can nap in Nan's ____.

mat lap ran

© A Teachable Teacher

HIGH FREQUENCY WORDS

Sentences and passages use only

- prereading high frequency words (a, and, I, for, is, of, the, to, was, you)
- decodable VC + CVC high frequency words

phonics worksheets

CVC - Short a













Varied Practice

SENTENCES

Name: _____ CVC - short a

Let's Blend & Read I

Say the sounds. Blend the word. Color or circle the picture that matches the word you read. Write the word.

t a n	tan			
g a p	gap			
r a g	rag			
b a t	bat			
v a n	van			
s a d	sad			

Name: _____ CVC - short a

Let's Unscramble and Read I

Unscramble the words to make a sentence. Write the sentence underneath. Then read all of the sentences through.

Dad.	ran	to	I		

get	the	in	Can	cab?	Pat

can	tab.	The	a	had	


rag.	Wax	the	on	got	


I	nap	a	can	mat.	on

Name: _____ CVC - short a

Let's Read and Answer I

Read the passage. Color a book each time you read. When you're done, answer the questions.

Tam 

Tam is a cat. Tam the cat ran to Nan. Nan is on a mat. Nan can tap the mat for Tam. Tam sat in Nan's lap on the mat. Tam the cat can nap in Nan's lap. 

1. Tam is a ____.

nap mat cat

2. Tam can nap in Nan's ____.

mat lap ran

WORDS

PASSAGES


phonics worksheets

CVC - Short a

Name: _____ **CVC - short a**

Let's Read and Answer I

Read the passage. Color a book each time you read. When you're done, answer the questions.


Tam 

Tam is a cat. Tam the cat

ran to Nan. Nan is

the mat for Tam.

on the mat. Tam th

Nan's lap. 

1. Tam is a ____.

nap









2. Tam can nap in Nan

mat

Name: _____ **CVC - short a**

Let's Word Map I

Look at the picture. Say the word. Then tap the word. Map the word. Finally, write the word again in the box below.

		
<input type="text"/>	<input type="text"/>	<input type="text"/>
		
<input type="text"/>	<input type="text"/>	<input type="text"/>
		
<input type="text"/>	<input type="text"/>	<input type="text"/>

© A Teachable Teacher

Name: _____ **CVC - short a**

Read & Match I

Match the word to the matching picture. Finally, read each bottom sentence three times.

Pam

Pam is

Pam is a

Pam is a gal.

Hal





Hal sat

Hal sat on

Hal sat on a

Hal sat on a mat.

© A Teachable Teacher

21
short a
pages

phonics worksheets

CVC - Short a

See it in Action!

Let's Blend & Read I
CVC - short a

Say the sounds. Blend the word. Color or circle the picture that matches the word you read. Write the word.

t a n	tan		tan
g a p	gap		gap
r a g	rag		
b a t	bat		
v a n	van		
s a d	sad		

Let's Build Words I
CVC - short a

Say the word. Cut out the letters to build the word. Then, write the word.

	m a t	mat
	r a g	rag

Letters: c, a, g, d, p, a, b, n

Let's Read & Find I
CVC - short a

Read the word. Find the matching picture. Color or circle the picture and check off the word.

<input checked="" type="checkbox"/> man	<input checked="" type="checkbox"/> cab	<input checked="" type="checkbox"/> ham	<input checked="" type="checkbox"/> dad	<input checked="" type="checkbox"/> van
<input checked="" type="checkbox"/> nap	<input checked="" type="checkbox"/> hat	<input checked="" type="checkbox"/> tab	<input checked="" type="checkbox"/> gal	<input checked="" type="checkbox"/> lab
<input checked="" type="checkbox"/> bad	<input checked="" type="checkbox"/> zap	<input checked="" type="checkbox"/> rat	<input checked="" type="checkbox"/> tap	<input checked="" type="checkbox"/> mat

Let's Unscramble and Read
CVC - short a

Unscramble the words to make a sentence. Write the sentence on the line. Then read it out loud.

Dad ran to Dad.
get the in Can
Can Pat aet in t

Let's Pyramid Read & Match I
CVC - short a

Read each line and find the picture that matches the words. Then color the picture. Finally, read each line before the next line.

Can Pam Pam is a
Can Max Pam is a
Can Max dats Pam is a

Let's Read and Answer I
CVC - short a

Read the passage. Color a book each time you read. When you're done, answer the questions.

Tam
Tam is a cat. Tam the cat
ran to Nan. Nan is on a mat. Nan can tap
the mat for Tam. Tam sat in Nan's lap
on the mat. Tam the cat can nap in
Nan's lap.

1. Tam is a ____
 nap mat cat

2. Tam can nap in Nan's ____
 mat lap ran



TEACHERS ARE RAVING!



April M.
August 1, 2023

★★★★★ Extremely satisfied

This was a perfect resource to use in my kindergarten classroom during my guided reading groups. It allowed me to differentiate and choose a level that my students were on.

Students used with

K

Students were engaged



C K.
July 12, 2023

★★★★★ Extremely satisfied


I use this resource with my sounds-write children. They enjoy working with the format of this resource, as it's different from the other decodable resources used through out their lessons.

Students used with

1st grade

Primarily students with learning difficulties

Students were engaged



Tyja

★★★★★ Extremely satisfied



I have enjoyed using this resource in my Special Education classroom with struggling readers. This is a great fluency resource and my students remain engage. I highly recommend this resource!

Students used with

2nd grade


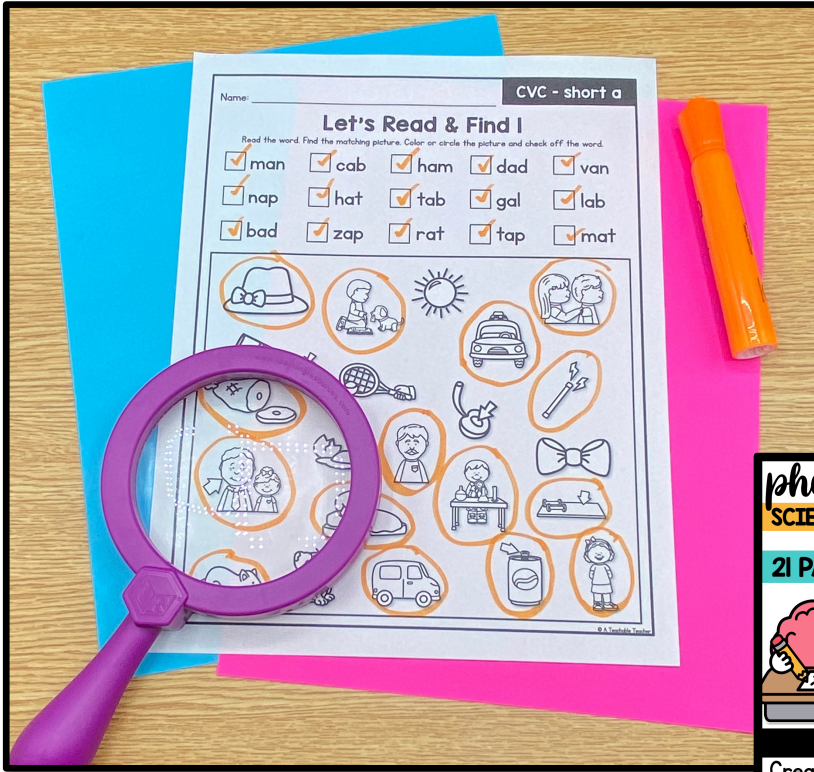
Primarily students with learning difficulties

Students were engaged



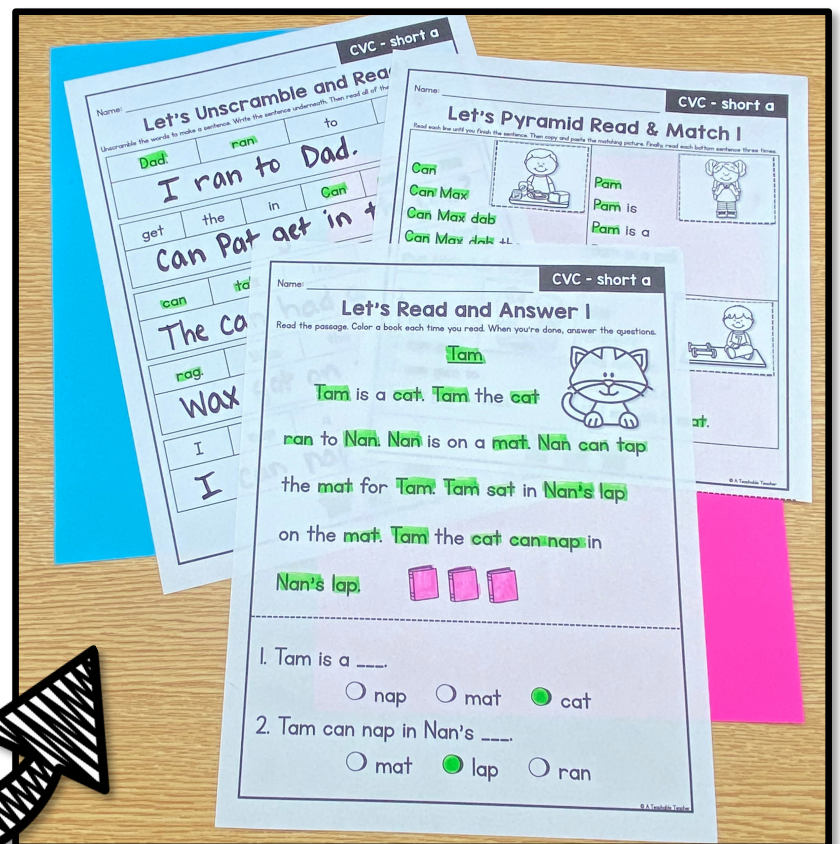
ENGAGING Science of Reading aligned CVC practice!

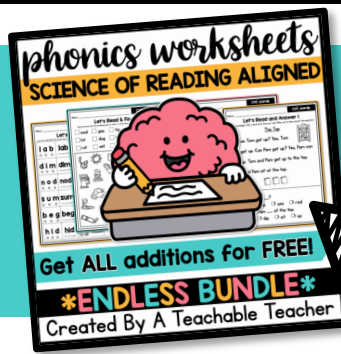
Fully decodable +
short a cvc fluency +
reading +
comprehension +
answer keys + Science
of Reading aligned,
ALL in ONE resource!



NO Prep Needed!

Ready for
students to
practice
short a CVC
words -
Just print
and go!





GET THE BUNDLE & SAVE \$\$\$\$

Phonics Skill	# of Pages
Mixed CVC	25
CVC - separated by vowel	99
Digraphs	23
Beginning Blends	30
Ending Blends	30
Double Final Consonants	21
Mixed CVCe	35
CVCe - separated by vowel	88
Long Vowel Teams	40
Diphthongs	37
R-Controlled Vowels	40
Bundle TOTALS	468 pages

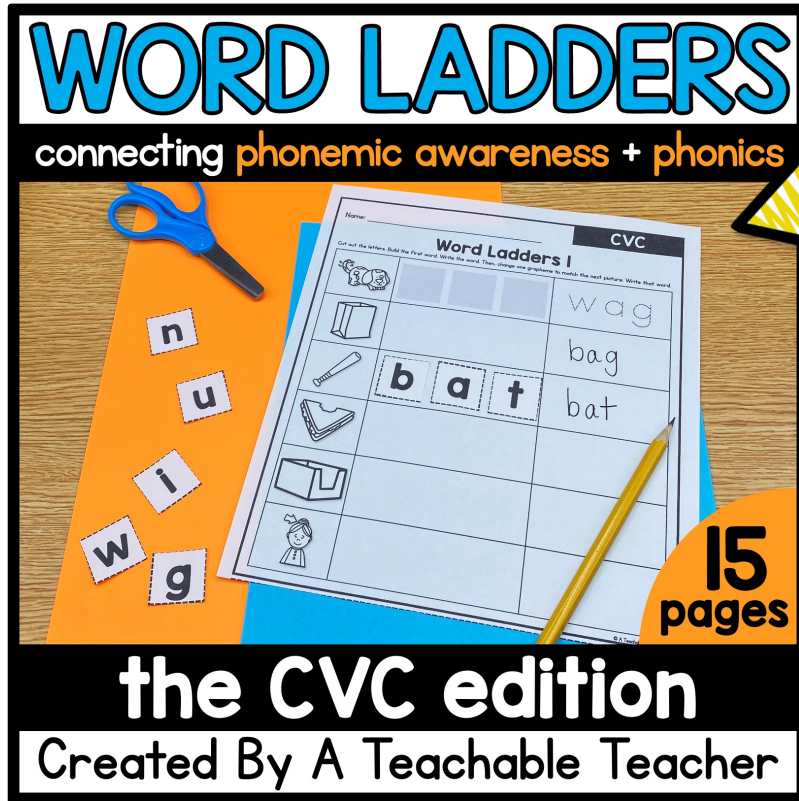
Click **HERE** for the **BUNDLE**

Looking for MORE Science of Reading CVC Products?

-click to go-

WORD LADDERS

connecting phonemic awareness + phonics

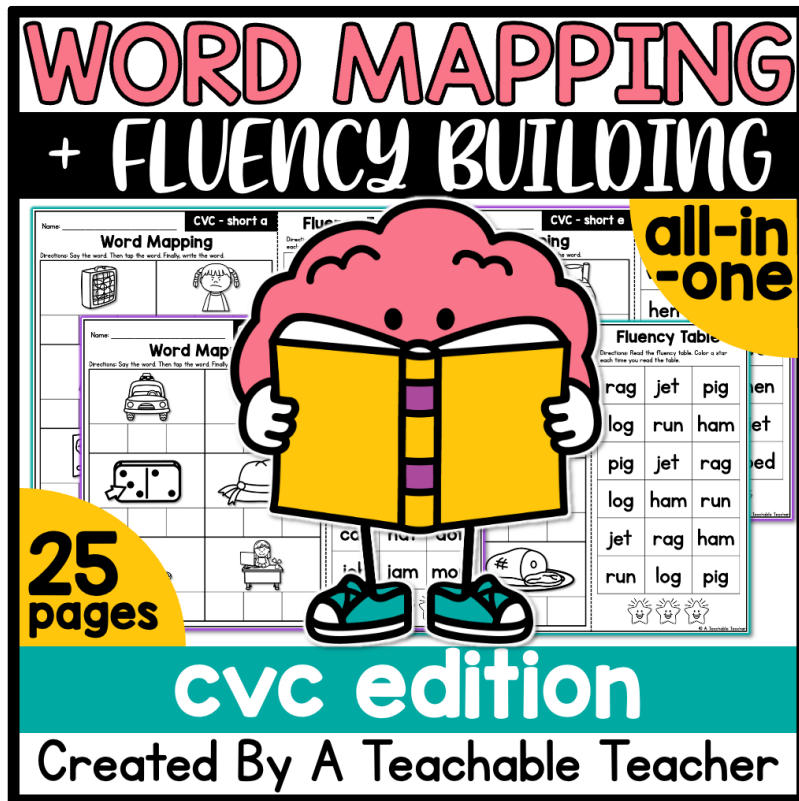


15 pages

the CVC edition

Created By A Teachable Teacher

WORD MAPPING + FLUENCY BUILDING




all-in-one

25 pages

cvc edition

Created By A Teachable Teacher



Frequently Asked Questions

Is this an editable resource?

This resource is not editable.

What high frequency words are used in this resource?

Sentences and passages use only 10 prereading high frequency words (a, and, I, for, is, of, the, to, was, you) and FULLY decodable VC + CVC high frequency words

Is this resource available in an online format?

No, this resource is not uploaded in an online format.

Are answer keys included in this resource?

YES!!! Answer keys for EVERY page are included in this resource!