

# Dell PowerEdge XE9680

## Technical Guide

## Notes, cautions, and warnings

 **NOTE:** A NOTE indicates important information that helps you make better use of your product.

 **CAUTION:** A CAUTION indicates either potential damage to hardware or loss of data and tells you how to avoid the problem.

 **WARNING:** A WARNING indicates a potential for property damage, personal injury, or death.

|                                                             |           |
|-------------------------------------------------------------|-----------|
| <b>Chapter 1: System overview</b> .....                     | <b>5</b>  |
| Key workloads.....                                          | 5         |
| New technologies.....                                       | 5         |
| <b>Chapter 2: System features</b> .....                     | <b>7</b>  |
| <b>Chapter 3: Chassis views and features</b> .....          | <b>9</b>  |
| Chassis views.....                                          | 9         |
| Front view of the system.....                               | 9         |
| Rear view of the system.....                                | 11        |
| Inside the system.....                                      | 13        |
| Quick Resource Locator for PowerEdge XE9680 system.....     | 14        |
| <b>Chapter 4: Processor</b> .....                           | <b>15</b> |
| Processor features .....                                    | 15        |
| Supported processors.....                                   | 15        |
| <b>Chapter 5: Memory subsystem</b> .....                    | <b>16</b> |
| Memory specifications.....                                  | 16        |
| <b>Chapter 6: Storage</b> .....                             | <b>17</b> |
| Storage controller specifications.....                      | 17        |
| Drives.....                                                 | 17        |
| Internal storage configuration.....                         | 17        |
| <b>Chapter 7: Networking</b> .....                          | <b>19</b> |
| Overview.....                                               | 19        |
| OCP 3.0 support.....                                        | 19        |
| Supported OCP cards.....                                    | 19        |
| OCP NIC 3.0 vs. rack Network Daughter Card comparisons..... | 20        |
| <b>Chapter 8: PCIe subsystem</b> .....                      | <b>21</b> |
| PCIe slot mechanical compatibility matrix.....              | 21        |
| <b>Chapter 9: Power, thermal, and acoustics</b> .....       | <b>23</b> |
| Power.....                                                  | 23        |
| Power Supply Units.....                                     | 24        |
| Thermal.....                                                | 25        |
| Thermal design.....                                         | 25        |
| PowerEdge XE9680 acoustics.....                             | 26        |
| <b>Chapter 10: Rack, rails, and cable management</b> .....  | <b>35</b> |
| Rails and cable management information.....                 | 35        |

|                                                               |           |
|---------------------------------------------------------------|-----------|
| <b>Chapter 11: Operating Systems and Virtualization.....</b>  | <b>42</b> |
| Supported operating systems.....                              | 42        |
| <b>Chapter 12: Dell OpenManage Systems Management.....</b>    | <b>43</b> |
| Integrated Dell Remote Access Controller (iDRAC).....         | 43        |
| Systems Management software support matrix.....               | 44        |
| <b>Chapter 13: Appendix D: Service and support.....</b>       | <b>46</b> |
| Default support levels.....                                   | 46        |
| Default deployment levels.....                                | 46        |
| Other services and support information.....                   | 46        |
| Dell deployment services.....                                 | 46        |
| Dell custom deployment Services.....                          | 50        |
| Dell Residency Services.....                                  | 50        |
| Dell Data Migration Services.....                             | 50        |
| Dell Enterprise Support Services.....                         | 51        |
| Enterprise connectivity.....                                  | 53        |
| Dell TechDirect.....                                          | 54        |
| Dell Technologies Consulting Services.....                    | 54        |
| <b>Chapter 14: Appendix A. Additional specifications.....</b> | <b>56</b> |
| Chassis dimensions.....                                       | 56        |
| System weight.....                                            | 57        |
| NIC port specifications.....                                  | 57        |
| Video specifications.....                                     | 57        |
| USB ports specifications.....                                 | 58        |
| PSU rating.....                                               | 58        |
| Environmental specifications.....                             | 59        |
| Thermal restriction matrix.....                               | 60        |
| <b>Chapter 15: Appendix B. Standards compliance.....</b>      | <b>62</b> |
| <b>Chapter 16: Appendix C Additional resources.....</b>       | <b>63</b> |

# System overview

The Dell PowerEdge XE9680 is Dell's latest 2-socket, 6U air-cooled rack server that is designed to train most demanding ML/DL large models.

The system features:

- Two 4<sup>th</sup> Generation Intel Xeon Scalable Processor (up to 56C/350 W).
- Up to 32 DDR5 DIMM slots.
- Up to 10 PCIe Gen5 slots to support the latest Gen5 PCIe devices and networking, enabling flexible networking design.
- Up to eight U.2 SAS4/SATA SSDs (with fPERC12)/ NVMe drives (PSB direct) or up to 16 E3.S NVMe drives (PSB direct)

## Topics:

- [Key workloads](#)
- [New technologies](#)

## Key workloads

The versatile XE9680 is designed to train most demanding ML/DL large models including:

- Generative AI Training.
- Large natural language processing models, recommendation engines, speech recognition models, conversational AI and chatbots
- AI/ML/DL Training - especially large model training with large datasets
- HPC - Accelerate compute and simulation workloads with industry leading NVLink interconnected GPUs

## New technologies

**Table 1. New technologies**

| Technology                                              | Detailed Description                                                                                                                                                       |
|---------------------------------------------------------|----------------------------------------------------------------------------------------------------------------------------------------------------------------------------|
| 4th Generation Intel Xeon Scalable Processor (Socket E) | Core count: Up to 56 core per processor                                                                                                                                    |
|                                                         | UPI speed: Up to 4 x UPIs/socket @ 16 GT/s or 20 GT/s                                                                                                                      |
|                                                         | Maximum number of PCIe lanes: Integrated 80 PCIe 5.0 lanes @ 32 GT/s PCIe Gen5                                                                                             |
|                                                         | Maximum TDP: 350 W                                                                                                                                                         |
| 4800 MT/s DDR5 Memory                                   | Maximum 16 DIMM slots per processor, eight channel                                                                                                                         |
|                                                         | Supports up to 4800 MT/s (1 DPC) / 4400 MT/s (2 DPC)                                                                                                                       |
| Flex I/O                                                | 1 x LOM board, 1 GbE x 2 with BCM5720 LAN controller                                                                                                                       |
|                                                         | Rear I/O with: <ul style="list-style-type: none"> <li>• 1 GbE Dedicated Management Network Port</li> <li>• USB 3.0 x1</li> <li>• USB 2.0 x1</li> <li>• VGA port</li> </ul> |
|                                                         | Serial port option                                                                                                                                                         |
|                                                         | OCP Mezz 3.0 (supported by x8 PCIe lanes)                                                                                                                                  |
|                                                         | Front I/O with:                                                                                                                                                            |
|                                                         |                                                                                                                                                                            |

**Table 1. New technologies (continued)**

| <b>Technology</b> | <b>Detailed Description</b>                                                                       |
|-------------------|---------------------------------------------------------------------------------------------------|
|                   | <ul style="list-style-type: none"><li>• USB 2.0 x1</li><li>• Micro USB x1(optional)</li></ul>     |
| CPLD 1-wire       | Supports payload data of Front PERC, PSB Riser, BP and Rear IO to BOSS-N1 and iDRAC               |
| Dedicated PERC    | <ul style="list-style-type: none"><li>• fPERC12 (x8, SAS4)</li><li>• fPERC12 (x8, SATA)</li></ul> |
| Power Supplies    | 86 mm dimension is the new PSU form factor design on 16G 54V design                               |
|                   | Six Titanium 2800 W AC with 5+1 PSU redundancy or 3+3 FTR redundancy                              |

## System features

The following table shows the features of the PowerEdge XE9680.

**Table 2. Features**

| Features            | PowerEdge XE9680                                                                                                                                                                                                                                                                                                                                                                                                  |
|---------------------|-------------------------------------------------------------------------------------------------------------------------------------------------------------------------------------------------------------------------------------------------------------------------------------------------------------------------------------------------------------------------------------------------------------------|
| Processors          | Two 4th Generation Intel Xeon Scalable processors with up to 56 cores                                                                                                                                                                                                                                                                                                                                             |
| Memory              | DIMM Speed <ul style="list-style-type: none"> <li>Up to 4800 MT/s (1 DPC)</li> <li>Up to 4400 MT/s (2 DPC)</li> </ul> Memory Type <ul style="list-style-type: none"> <li>RDIMM</li> </ul> Memory module slots <ul style="list-style-type: none"> <li>32 DDR5 DIMM slots</li> <li>Supports DDR5 registered DIMMs (RDIMMs) slots</li> </ul> Maximum RAM <ul style="list-style-type: none"> <li>RDIMM 4TB</li> </ul> |
| Storage Controllers | <ul style="list-style-type: none"> <li>PERC12 (SAS4/SATA)</li> <li>Internal Boot: Boot Optimized Storage Subsystem (NVMe BOSS-N1): HWRAID 2 x M.2 SSDs</li> </ul>                                                                                                                                                                                                                                                 |
| Drive Bays          | Front bays: <ul style="list-style-type: none"> <li>16 x E3.S EDSFF direct from PSB (x4 Gen5)</li> <li>8 x U.2 SAS/SATA with fPERC</li> <li>8 x U.2 NVME direct from PSB</li> </ul>                                                                                                                                                                                                                                |
| Power Supplies      | <ul style="list-style-type: none"> <li>2800 W AC Titanium</li> </ul>                                                                                                                                                                                                                                                                                                                                              |
| Cooling Options     | <ul style="list-style-type: none"> <li>Air Cooling</li> </ul>                                                                                                                                                                                                                                                                                                                                                     |
| Fans                | High performance (HPR) Gold fans<br>Six HPR fans on mid tray and Ten HPR GPU fans on rear of the system                                                                                                                                                                                                                                                                                                           |
| Dimension           | Height: 263.2 mm (10.36 inches)<br>Width: 482.0 mm (18.97 inches)<br>Depth: 1008.77 mm (39.71 inches) with bezel<br>995 mm (39.17 inches) without bezel                                                                                                                                                                                                                                                           |
| Form Factor         | 6U rack server                                                                                                                                                                                                                                                                                                                                                                                                    |
| Embedded Management | <ul style="list-style-type: none"> <li>iDRAC9</li> <li>iDRAC Direct</li> <li>iDRAC RESTful with Redfish</li> <li>iDRAC Service Manual</li> </ul>                                                                                                                                                                                                                                                                  |
| Bezel               | Optional LCD bezel or security bezel                                                                                                                                                                                                                                                                                                                                                                              |
| OpenManage Software | <ul style="list-style-type: none"> <li>CloudIQ for PowerEdge plug in</li> <li>OpenManage Enterprise</li> <li>OpenManage Enterprise Integration for VMware vCenter</li> <li>OpenManage Integration for Microsoft System Center</li> <li>OpenManage Integration with Windows Admin Center</li> </ul>                                                                                                                |

**Table 2. Features (continued)**

| Features                         | PowerEdge XE9680                                                                                                                                                                                                                                                                                                                                                                                                                                            |                                                                                                                                                                       |
|----------------------------------|-------------------------------------------------------------------------------------------------------------------------------------------------------------------------------------------------------------------------------------------------------------------------------------------------------------------------------------------------------------------------------------------------------------------------------------------------------------|-----------------------------------------------------------------------------------------------------------------------------------------------------------------------|
|                                  | <ul style="list-style-type: none"> <li>● OpenManage Power Manager plug-in</li> <li>● OpenManage Service plugin</li> <li>● OpenManage Update Manager plug-in</li> </ul>                                                                                                                                                                                                                                                                                      |                                                                                                                                                                       |
| Mobility                         | Not supported                                                                                                                                                                                                                                                                                                                                                                                                                                               |                                                                                                                                                                       |
| OpenManage Integrations          | <ul style="list-style-type: none"> <li>● BMC TrueSight</li> <li>● Microsoft System Center</li> <li>● OpenManage Integration with ServiceNow</li> <li>● Red Hat Ansible Modules</li> <li>● Terraform Providers</li> <li>● VMware vCenter and vRealize Operations Manager</li> </ul>                                                                                                                                                                          |                                                                                                                                                                       |
| Security                         | <ul style="list-style-type: none"> <li>● Cryptographically signed firmware</li> <li>● Data at Rest Encryption (SEDs with local or external key mgmt)</li> <li>● Secure Boot</li> <li>● Secured Component Verification (Hardware integrity check)</li> <li>● Secure Erase</li> <li>● Silicon Root of Trust</li> <li>● System Lockdown (requires iDRAC9 Enterprise or Datacenter)</li> <li>● TPM 2.0 FIPS, CC-TCG certified, TPM 2.0 China NationZ</li> </ul> |                                                                                                                                                                       |
| Embedded NIC                     | 2 x 1 GbE LOM                                                                                                                                                                                                                                                                                                                                                                                                                                               |                                                                                                                                                                       |
| Networking Options               | OCP x8 Mezz 3.0                                                                                                                                                                                                                                                                                                                                                                                                                                             |                                                                                                                                                                       |
| GPU Options                      | 8x NVIDIA HGX H100 80GB 700W SXM5 GPUs or 8x NVIDIA HGX A100 80GB 500W SXM4 GPUs                                                                                                                                                                                                                                                                                                                                                                            |                                                                                                                                                                       |
| Ports                            | <b>Front Ports</b> <ul style="list-style-type: none"> <li>● 1 x USB 2.0</li> <li>● 1 x iDRAC Direct (Micro-AB USB) port</li> <li>● 1 x VGA</li> </ul>                                                                                                                                                                                                                                                                                                       | <b>Rear Ports</b> <ul style="list-style-type: none"> <li>● 1 x USB 2.0</li> <li>● 1 x iDRAC Direct ethernet port</li> <li>● 1 x USB 3.0</li> <li>● 1 x VGA</li> </ul> |
| PCIe                             | 10 Gen5 PCIe slots <ul style="list-style-type: none"> <li>● 8 x16 Gen5 (x16 PCIe) Full-height, Half-length</li> <li>● 2 x16 Gen5 (x16 PCIe) Full-height, Half-length - Slots 31 and 40 supports NIC</li> </ul>                                                                                                                                                                                                                                              |                                                                                                                                                                       |
| Operating System and Hypervisors | <ul style="list-style-type: none"> <li>● Canonical Ubuntu Server LTS</li> <li>● Red Hat Enterprise Linux</li> <li>● SUSE Linux Enterprise Server</li> </ul> For specifications and interoperability details, see <a href="#">Dell Enterprise Operating Systems on Servers, Storage, and Networking</a> page at <a href="#">Dell.com/OSsupport</a> .                                                                                                         |                                                                                                                                                                       |



# Chassis views and features

## Topics:

- Chassis views
- Quick Resource Locator for PowerEdge XE9680 system

## Chassis views

### Front view of the system

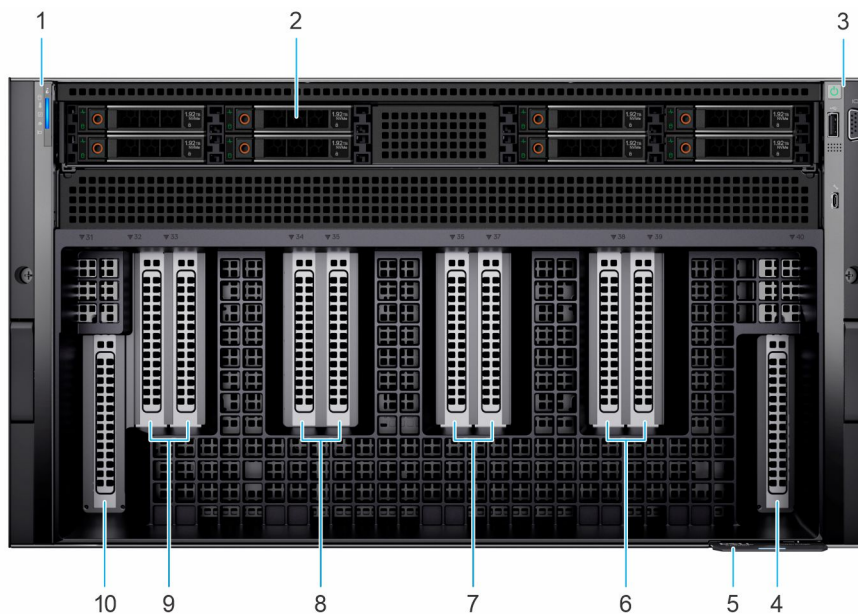



Figure 1. 8 x U.2 NVME or 2.5-inch SAS4/SATA SSD Drives

Table 3. Features available on the front of the 8 x U.2 NVME or 2.5-inch system

| Item | Ports, panels, and slots | Icon | Description                                                                                                                                                                                                                                                              |
|------|--------------------------|------|--------------------------------------------------------------------------------------------------------------------------------------------------------------------------------------------------------------------------------------------------------------------------|
| 1    | Left control panel       | N/A  | Contains the system health, system ID, and the status LED indicator.                                                                                                                                                                                                     |
| 2    | Drives                   | N/A  | Enables you to install drives that are supported on your system.                                                                                                                                                                                                         |
| 3    | Right control panel      | N/A  | Contains the power button, USB port, iDRAC Direct (Micro-AB USB) port.                                                                                                                                                                                                   |
| 4    | PCIe (slot 40)           | N/A  | The expansion card riser enables you to connect PCI Express expansion cards. For more information, see the Expansion card installation guidelines section.                                                                                                               |
| 5    | Information tag          | N/A  | The Express Service Tag is a slide-out label panel that contains system information such as Service Tag, NIC, MAC address, and so on. If you have opted for the secure default access to iDRAC, the Information tag will also contain the iDRAC secure default password. |

**Table 3. Features available on the front of the 8 x U.2 NVME or 2.5-inch system (continued)**

| Item | Ports, panels, and slots | Icon | Description                                                                                                                                                |
|------|--------------------------|------|------------------------------------------------------------------------------------------------------------------------------------------------------------|
| 6    | PCIe (slot 38 and 39)    | N/A  | The expansion card riser enables you to connect PCI Express expansion cards. For more information, see the Expansion card installation guidelines section. |
| 7    | PCIe (slot 36 and 37)    | N/A  | The expansion card riser enables you to connect PCI Express expansion cards. For more information, see the Expansion card installation guidelines section. |
| 8    | PCIe (slot 34 and 35)    | N/A  | The expansion card riser enables you to connect PCI Express expansion cards. For more information, see the Expansion card installation guidelines section. |
| 9    | PCIe (slot 32 and 33)    | N/A  | The expansion card riser enables you to connect PCI Express expansion cards. For more information, see the Expansion card installation guidelines section. |
| 10   | PCIe (slot 31)           | N/A  | The expansion card riser enables you to connect PCI Express expansion cards. For more information, see the Expansion card installation guidelines section. |



**Figure 2. 16 x E3.S Thin NVME drives**

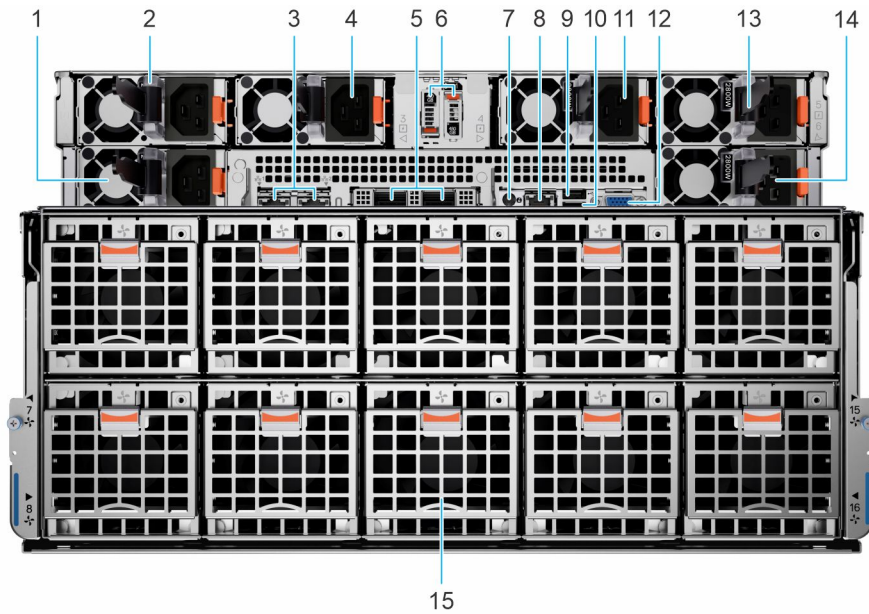
**Table 4. Features available on the front of the 16 x E3.S Thin NVME system**

| Item | Ports, panels, and slots | Icon | Description                                                                                                                                                |
|------|--------------------------|------|------------------------------------------------------------------------------------------------------------------------------------------------------------|
| 1    | Left control panel       | N/A  | Contains the system health, system ID, and the status LED indicator.                                                                                       |
| 2    | Drives                   | N/A  | Enables you to install drives that are supported on your system.                                                                                           |
| 3    | Right control panel      | N/A  | Contains the power button, USB port, iDRAC Direct (Micro-AB USB) port.                                                                                     |
| 4    | PCIe (slot 40)           | N/A  | The expansion card riser enables you to connect PCI Express expansion cards. For more information, see the Expansion card installation guidelines section. |
| 5    | Information tag          | N/A  | The Express Service Tag is a slide-out label panel that contains system information such as Service Tag, NIC, MAC address, and so                          |

**Table 4. Features available on the front of the 16 x E3.S Thin NVME system (continued)**


| Item | Ports, panels, and slots | Icon | Description                                                                                                                                                |
|------|--------------------------|------|------------------------------------------------------------------------------------------------------------------------------------------------------------|
|      |                          |      | on. If you have opted for the secure default access to iDRAC, the Information tag will also contain the iDRAC secure default password.                     |
| 6    | PCIe (slot 38 and 39)    | N/A  | The expansion card riser enables you to connect PCI Express expansion cards.For more information , see the Expansion card installation guidelines section. |
| 7    | PCIe (slot 36 and 37)    | N/A  | The expansion card riser enables you to connect PCI Express expansion cards.For more information , see the Expansion card installation guidelines section. |
| 8    | PCIe (slot 34 and 35)    | N/A  | The expansion card riser enables you to connect PCI Express expansion cards.For more information , see the Expansion card installation guidelines section. |
| 9    | PCIe (slot 32 and 33)    | N/A  | The expansion card riser enables you to connect PCI Express expansion cards.For more information , see the Expansion card installation guidelines section. |
| 10   | PCIe (slot 31)           | N/A  | The expansion card riser enables you to connect PCI Express expansion cards.For more information , see the Expansion card installation guidelines section. |

## Rear view of the system










**Figure 3. XE9680 chassis rear view**

**Table 5. Rear view of the system**

| Item | Ports, panels, or slots   | Icon                                                                                | Description                                                                       |
|------|---------------------------|-------------------------------------------------------------------------------------|-----------------------------------------------------------------------------------|
| 1    | Power supply unit (PSU) 2 | N/A                                                                                 | PSU2 of the system                                                                |
| 2    | Power supply unit (PSU) 1 | N/A                                                                                 | PSU1 of the system                                                                |
| 3    | NIC Ports                 |  | The NIC ports are embedded on the LOM card that is connected to the system board. |
| 4    | Power supply unit (PSU) 3 | N/A                                                                                 | PSU3 of the system                                                                |

**Table 5. Rear view of the system (continued)**

| Item | Ports, panels, or slots           | Icon                                                                                | Description                                                                                                                                                                                                                                                                                                                                                                                                                                                                                                                                                                                                                                                                                                                                                                                                                                                                                                                                                                                    |
|------|-----------------------------------|-------------------------------------------------------------------------------------|------------------------------------------------------------------------------------------------------------------------------------------------------------------------------------------------------------------------------------------------------------------------------------------------------------------------------------------------------------------------------------------------------------------------------------------------------------------------------------------------------------------------------------------------------------------------------------------------------------------------------------------------------------------------------------------------------------------------------------------------------------------------------------------------------------------------------------------------------------------------------------------------------------------------------------------------------------------------------------------------|
| 5    | OCP NIC card                      | N/A                                                                                 | The OCP NIC card supports OCP 3.0. The NIC ports are integrated on the OCP card which is connected to the system board.                                                                                                                                                                                                                                                                                                                                                                                                                                                                                                                                                                                                                                                                                                                                                                                                                                                                        |
| 6    | BOSS-N1                           | N/A                                                                                 | There are two M.2 connectors populated on the board and support two NVMe drives for boot.                                                                                                                                                                                                                                                                                                                                                                                                                                                                                                                                                                                                                                                                                                                                                                                                                                                                                                      |
| 7    | System Identification (ID) button |    | <p>The System Identification (ID) button is available on the front and back of the system. Press the button to identify a system in a rack by turning on the system ID button. You can also use the system ID button to reset iDRAC and to access BIOS using the step through mode. When pressed, the system ID LED in the back panel blinks until either the front or rear button is pressed again. Press the button to toggle between on or off mode.</p> <p> <b>NOTE:</b> If the server stops responding during POST, press and hold the <b>System ID</b> button for more than five seconds to enter the BIOS progress mode</p> <p> <b>NOTE:</b> To reset the iDRAC (if not disabled on the iDRAC setup page by pressing F2 during system boot), press and hold the <b>System ID</b> button for more than 15 seconds.</p> |
| 8    | Dedicated iDRAC9 Ethernet port    |    | Enables you to remotely access iDRAC. For more information, see the Integrated <i>Dell Remote Access Controller User's Guide</i> at <a href="http://www.dell.com/poweredgemanuals">www.dell.com/poweredgemanuals</a> .                                                                                                                                                                                                                                                                                                                                                                                                                                                                                                                                                                                                                                                                                                                                                                         |
| 9    | USB 2.0 port                      |   | The USB port is 4-pin, 2.0-compliant. This port enables you to connect USB devices to the system.                                                                                                                                                                                                                                                                                                                                                                                                                                                                                                                                                                                                                                                                                                                                                                                                                                                                                              |
| 10   | USB 3.0 port                      |  | The USB port is 9-pin and 3.0-compliant. This port enables you to connect USB devices to the system.                                                                                                                                                                                                                                                                                                                                                                                                                                                                                                                                                                                                                                                                                                                                                                                                                                                                                           |
| 11   | Power supply unit (PSU) 4         | N/A                                                                                 | PSU4 of the system                                                                                                                                                                                                                                                                                                                                                                                                                                                                                                                                                                                                                                                                                                                                                                                                                                                                                                                                                                             |
| 12   | VGA port                          |  | Enables you to connect a display device to the system.                                                                                                                                                                                                                                                                                                                                                                                                                                                                                                                                                                                                                                                                                                                                                                                                                                                                                                                                         |
| 13   | Power supply unit (PSU) 5         | N/A                                                                                 | PSU5 of the system                                                                                                                                                                                                                                                                                                                                                                                                                                                                                                                                                                                                                                                                                                                                                                                                                                                                                                                                                                             |
| 14   | Power supply unit (PSU) 6         | N/A                                                                                 | PSU6 of the system                                                                                                                                                                                                                                                                                                                                                                                                                                                                                                                                                                                                                                                                                                                                                                                                                                                                                                                                                                             |
| 15   | Fan module unit                   | N/A                                                                                 | Fans for GPU and PCIe card cooling                                                                                                                                                                                                                                                                                                                                                                                                                                                                                                                                                                                                                                                                                                                                                                                                                                                                                                                                                             |

## Inside the system




Figure 4. XE9680 inside the system




Figure 5. GPU A100 Inside view





Figure 6. GPU H100 Inside view

## Quick Resource Locator for PowerEdge XE9680 system



The illustration shows a hand holding a smartphone on the left. The phone's screen displays a QR code. A large, light gray arrow points from the phone towards a much larger QR code on the right. Below the QR codes, the URL [Dell.com/QRL/Server/PEXE9680](https://Dell.com/QRL/Server/PEXE9680) is written in a large, bold, black font.

Figure 7. Quick Resource Locator for PowerEdge XE9680 system

# Processor



## Topics:

- [Processor features](#)

## Processor features

The Intel 4<sup>th</sup> Generation Xeon® Scalable Processors stack is the next generation data center CPU offering with significant performance increases, integrated acceleration, and next generation memory and I/O. Sapphire Rapids will accelerate customer usages with unique workload optimizations.

The following lists the features and functions included in the Sapphire Rapids offering:

- Faster UPI with up to 4 Intel Ultra Path Interconnect (Intel UPI) at up to 16GT/s, increasing multi-socket bandwidth
- More, Faster I/O with PCI Express 5 and up to 80 lanes (per socket)
- Enhanced Memory Performance with DDR5 support and memory speed up to 4800 MT/s (1DPC) and 4400 MT/s (2DPC)
- New built-in accelerators for data analytics, networking, storage, crypto, and data compression

## Supported processors

The following table shows the Intel Sapphire Rapids SKUs that are supported on the XE9680.

**Table 6. Supported Processors for XE9680**

| Processor | Clock Speed (GHz) | Cache (M) | UPI (GT/s) | Cores | Threads | Turbo | Memory Speed (MT/s) | Memory Capacity | CPS Enabled | TDP   |
|-----------|-------------------|-----------|------------|-------|---------|-------|---------------------|-----------------|-------------|-------|
| 8480+     | 2                 | 105       | 16         | 56    | 112     | Turbo | 4800                | 6 TB            | Y           | 350 W |
| 8470      | 2                 | 98        | 16         | 52    | 104     | Turbo | 4800                | 6 TB            | Y           | 350 W |
| 8468      | 2.1               | 90        | 16         | 48    | 96      | Turbo | 4800                | 6 TB            | Y           | 350 W |
| 8462Y+    | 2.8               | 60        | 16         | 32    | 64      | Turbo | 4800                | 6 TB            | Y           | 300 W |
| 8460Y+    | 2                 | 75        | 16         | 40    | 80      | Turbo | 4800                | 6 TB            | Y           | 300 W |
| 8452Y     | 2                 | 67.5      | 16         | 36    | 72      | Turbo | 4800                | 6 TB            | Y           | 300 W |
| 6448Y     | 2.2               | 60        | 16         | 32    | 64      | Turbo | 4800                | 6 TB            | Y           | 225 W |
| 6442Y     | 2.6               | 45        | 16         | 24    | 48      | Turbo | 4800                | 6 TB            | Y           | 225 W |

# Memory subsystem

## Topics:

- [Memory specifications](#)

## Memory specifications

The PowerEdge XE9680 system supports the following memory specifications for optimized operation.

**Table 7. Memory specifications**

| DIMM type | DIMM rank | DIMM capacity | Dual processors         |                         |
|-----------|-----------|---------------|-------------------------|-------------------------|
|           |           |               | Minimum system capacity | Maximum system capacity |
| RDIMM     | Dual rank | 32 GB         | Not Supported           | 1 TB                    |
|           | Dual rank | 64 GB         | 1 TB                    | 2 TB                    |
|           | Quad rank | 128 GB        | 2 TB                    | 4 TB                    |

**Table 8. Memory module sockets**

| Memory module sockets | Speed                                                      |
|-----------------------|------------------------------------------------------------|
| 32, 288-pin           | 4800 MT/s 1DIMM per channel , 4400 MT/s 2DIMMs per channel |



# Storage

## Topics:

- [Storage controller specifications](#)
- [Drives](#)
- [Internal storage configuration](#)

## Storage controller specifications

The PowerEdge XE9680 system supports the following controller cards:

**Table 9. Storage controller cards**

| Supported storage controller cards                                                                                                        |
|-------------------------------------------------------------------------------------------------------------------------------------------|
| Internal controllers <ul style="list-style-type: none"> <li>• PERC H965i</li> </ul>                                                       |
| Internal Boot <ul style="list-style-type: none"> <li>• Boot Optimized Storage Subsystem (NVMe BOSS-N1): HWRAID 1, 2 x M.2 SSDs</li> </ul> |
| Software RAID <ul style="list-style-type: none"> <li>• S160 NVMe</li> </ul>                                                               |

## Drives

The PowerEdge XE9680 system supports:

- 8 x 2.5-inch hot-swappable NVMe SSD drives
- 8 x 2.5-inch hot-swappable SAS/SATA SSD drives
- 16 x E3.S hot-swappable EDSFF direct drives

**NOTE:** For more information about how to hot swap NVMe PCIe SSD U.2 device, see the *Dell Express Flash NVMe PCIe SSD User's Guide* at <https://www.dell.com/support> > **Browse all products** > **Infrastructure** > **Data Center Infrastructure** > **Storage Adapters & Controllers** > **Dell PowerEdge Express Flash NVMe PCIe SSD** > **Select This Product** > **Documentation** > **Manuals and Documents**.

## Internal storage configuration

**Table 10. Internal Storage Configuration Matrix**

| Supported Options | Total HDD/SSD (not BOSS) | NVMe   | 1st Front Storage                    | 2nd Front Storage                   | 3rd Front Storage | Rear Storage | PERC Qty | Storage Controller (s) | CPU Qty |
|-------------------|--------------------------|--------|--------------------------------------|-------------------------------------|-------------------|--------------|----------|------------------------|---------|
| C01               | 16                       | 16 / 0 | 8 x E3.S NVMe direct attached (S160) | 8x E3.S NVMe direct attached (S160) | N/A               | N/A          | 0        | Software RAID S160     | 2 CPU   |

**Table 10. Internal Storage Configuration Matrix (continued)**

| Supported Options | Total HDD/SSD (not BOSS) | NVMe  | 1st Front Storage                        | 2nd Front Storage | 3rd Front Storage | Rear Storage | PERC Qty | Storage Controller (s) | CPU Qty |
|-------------------|--------------------------|-------|------------------------------------------|-------------------|-------------------|--------------|----------|------------------------|---------|
| C02               | 8                        | 0 / 8 | 8 x 2.5-inch SAS/SATA Raid               | N/A               | N/A               | N/A          | 1        | fPERC H965i            | 2 CPU   |
| C03               | 8                        | 8 / 0 | 8 x 2.5-inch NVMe direct attached (S160) | N/A               | N/A               | N/A          | 0        | Software RAID S160     | 2 CPU   |

# Networking

## Topics:

- [Overview](#)
- [OCP 3.0 support](#)

## Overview

PowerEdge offers a wide variety of options to get information moving to and from our servers. Industry best technologies are chosen, and systems management features are added by our partners to firmware to tie in with iDRAC. These adapters are rigorously validated for worry-free, fully supported use in Dell servers.

## OCP 3.0 support

**Table 11. OCP 3.0 feature list**

| Feature           | OCP 3.0           |
|-------------------|-------------------|
| Form factor       | SFF               |
| PCIe Gen          | Gen4              |
| Max PCIe width    | x8                |
| Max no.of ports   | 4                 |
| Port type         | BT/SFP/SFP+/SFP28 |
| Max port speed    | 25 GbE            |
| NC-SI             | Yes               |
| SNAPI             | Yes               |
| WoL               | Yes               |
| Power consumption | 35 W              |

## Supported OCP cards

**Table 12. Supported OCP cards**

| Form factor | Vendor   | Port type | Port speed | Port count |
|-------------|----------|-----------|------------|------------|
| OCP 3.0     | Intel    | SFP28     | 25 GbE     | 2          |
|             | Broadcom | SFP28     | 25 GbE     | 4          |
|             | Intel    | BT        | 10 GbE     | 4          |
|             | Broadcom | BT        | 10 GbE     | 4          |
|             | Broadcom | SFP28     | 25 GbE     | 2          |
|             | Intel    | SFP28     | 25 GbE     | 4          |

**Table 12. Supported OCP cards (continued)**

| Form factor | Vendor | Port type | Port speed | Port count |
|-------------|--------|-----------|------------|------------|
|             | Intel  | SFP28     | 25 GbE     | 2          |
|             | Intel  | SFP28     | 25 GbE     | 4          |
|             | Intel  | SFP28     | 10 GbE     | 4          |

## OCP NIC 3.0 vs. rack Network Daughter Card comparisons

**Table 13. OCP 3.0, 2.0, and rNDC NIC comparison**

| Form Factor    | Dell rNDC | OCP 2.0 (LOM Mezz) | OCP 3.0   | Notes                                      |
|----------------|-----------|--------------------|-----------|--------------------------------------------|
| PCIe Gen       | Gen 3     | Gen 3              | Gen 4     | Supported OCP3 are SFF (small form factor) |
| Max PCIe Lanes | x8        | Up to x16          | Up to x16 | See server slot priority matrix            |
| Shared LOM     | Yes       | Yes                | Yes       | This is iDRAC port redirect                |
| Aux Power      | Yes       | Yes                | Yes       | Used for Shared LOM                        |

# PCIe subsystem

## Topics:

- PCIe slot mechanical compatibility matrix

## PCIe slot mechanical compatibility matrix

**Table 14. PCIe Riser Configurations**

| Config No. | Riser configuration | No. of Processors | PERC type supported        | Rear storage possible |
|------------|---------------------|-------------------|----------------------------|-----------------------|
| 2          | RS1+RS2+RS3+RS4     | 2                 | With or without Front PERC | No                    |

**Table 15. Expansion card slots**

| Expansion card riser | PCIe slot | Processor Connection | PCIe slot height | PCIe slot length | PCIe slot width |
|----------------------|-----------|----------------------|------------------|------------------|-----------------|
| Riser 4 (RS4)        | 32        | Processor 2          | Full height      | Half length      | x16             |
|                      | 33        | Processor 2          | Full height      | Half length      | x16             |
| Riser 3 (RS3)        | 34        | Processor 2          | Full height      | Half length      | x16             |
|                      | 35        | Processor 2          | Full height      | Half length      | x16             |
| Riser 2 (RS2)        | 36        | Processor 1          | Full height      | Half length      | x16             |
|                      | 37        | Processor 1          | Full height      | Half length      | x16             |
| Riser 1 (RS1)        | 38        | Processor 1          | Full height      | Half length      | x16             |
|                      | 39        | Processor 1          | Full height      | Half length      | x16             |

| PCIe slot | Processor Connection | PCIe slot height | PCIe slot length | PCIe slot width |
|-----------|----------------------|------------------|------------------|-----------------|
| 31        | Processor 2          | Full height      | Half length      | x16             |
| 40        | Processor 1          | Full height      | Half length      | x16             |

**NOTE:** Slots 31 and 40 are also used to install NIC.

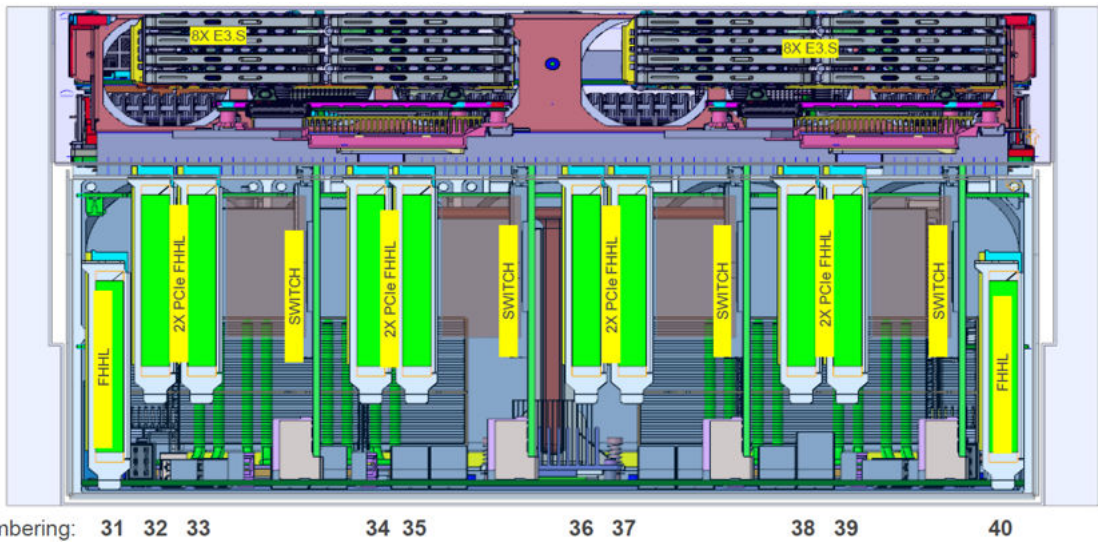


Figure 8. Slot numbering

# Power, thermal, and acoustics

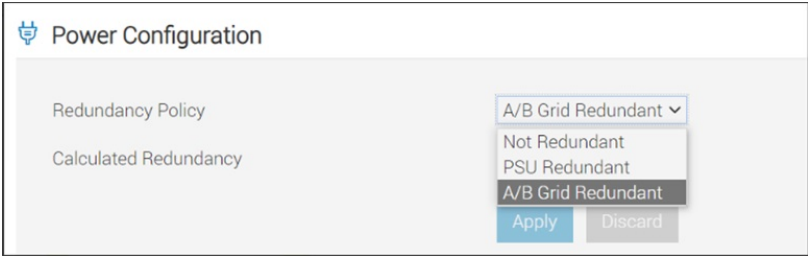
PowerEdge servers have an extensive collection of sensors that automatically track thermal activity, which helps regulate temperature thereby reducing server noise and power consumption. The table below lists the tools and technologies Dell offers to lower power consumption and increase energy efficiency.

## Topics:

- [Power](#)
- [Thermal](#)
- [PowerEdge XE9680 acoustics](#)

## Power


**Table 16. Power tools and technologies**

| Feature                           | Description                                                                                                                                                                                                                                                                                                                                                 |
|-----------------------------------|-------------------------------------------------------------------------------------------------------------------------------------------------------------------------------------------------------------------------------------------------------------------------------------------------------------------------------------------------------------|
| Power Supply Units(PSU) portfolio | Dell's PSU portfolio includes intelligent features such as dynamically optimizing efficiency while maintaining availability and redundancy. Find additional information in the Power supply units section.                                                                                                                                                  |
| PSU redundancy options            | <ul style="list-style-type: none"> <li>• Not Redundant</li> <li>• PSU Redundant (5+1) FR (System can get full performance)</li> <li>• A/B Grid Redundant (Not supported in power configuration of iDRAC GUI)</li> </ul>  <p><b>Figure 9. PSU redundancy options</b></p> |
| Tools for right sizing            | Enterprise Infrastructure Planning Tool (EIPT) is a tool that can help you determine the most efficient configuration possible. With Dell's EIPT, you can calculate the power consumption of your hardware, power infrastructure, and storage at a given workload. Learn more at <a href="http://www.dell.com/calc">www.dell.com/calc</a> .                 |
| Industry Compliance               | Dell's servers are compliant with all relevant industry certifications and guide lines, including 80 PLUS.                                                                                                                                                                                                                                                  |
| Power monitoring accuracy         | PSU power monitoring improvements include: <ul style="list-style-type: none"> <li>• Dell's power monitoring accuracy is currently 1%, whereas the industry standard is 5%</li> <li>• More accurate reporting of power</li> <li>• Better performance under a power cap</li> </ul>                                                                            |
| Power capping                     | Use Dell's systems management to set the power cap limit for your systems to limit the output of a PSU and reduce system power consumption. Dell is the first hardware vendor to leverage Intel Node Manager for circuit-breaker fast capping.                                                                                                              |

**Table 16. Power tools and technologies (continued)**

| Feature                 | Description                                                                                                                                                                                                                                                                                                                                                                                                                                                                                                                                                                                                                                                                                                               |
|-------------------------|---------------------------------------------------------------------------------------------------------------------------------------------------------------------------------------------------------------------------------------------------------------------------------------------------------------------------------------------------------------------------------------------------------------------------------------------------------------------------------------------------------------------------------------------------------------------------------------------------------------------------------------------------------------------------------------------------------------------------|
| Systems Management      | iDRAC Enterprise and Datacenter provides server-level management that monitors, reports and controls power consumption at the processor, memory and system level.<br><br>Dell OpenManage Power Center delivers group power management at the rack, row, and data center level for servers, power distribution units, and uninterruptible power supplies.                                                                                                                                                                                                                                                                                                                                                                  |
| Active power management | Intel Node Manager is an embedded technology that provides individual server-level power reporting and power limiting functionality. Dell offers a complete power management solution comprised of Intel Node Manager accessed through Dell iDRAC9 Datacenter and OpenManage Power Center that allows policy-based management of power and thermal at the individual server, rack, and data center level. Hot spare reduces power consumption of redundant power supplies. Thermal control off a speed optimizes the thermal settings for your environment to reduce fan consumption and lower system power consumption.<br><br>Idle power enables Dell servers to run as efficiently when idle as when at full workload. |
| Fresh Air cooling       | Refer to ASHRAE A3/A4 Thermal Restriction.                                                                                                                                                                                                                                                                                                                                                                                                                                                                                                                                                                                                                                                                                |
| Rack infrastructure     | Dell offers some of the industry's highest-efficiency power infrastructure solutions, including: <ul style="list-style-type: none"> <li>• <a href="#">Power distribution units (PDUs)</a></li> <li>• <a href="#">Uninterruptible power supplies (UPSs)</a></li> <li>• <a href="#">Energy Smart containment rack enclosures</a></li> </ul> Find additional information at: <a href="https://www.delltechnologies.com/en-us/servers/power-and-cooling.htm">https://www.delltechnologies.com/en-us/servers/power-and-cooling.htm</a> .                                                                                                                                                                                       |

The power cap policy setting in iDRAC configuration page controls CPU related power consumption. In XE9680 systems, most of the power is consumed by GPU which cannot be controlled by this setting. Enabling power cap feature will drive CPU to run at very low or lowest frequency speed.

 **NOTE:** Dell recommends user to not enable Power Cap feature in iDRAC configuration page for XE9680 systems.

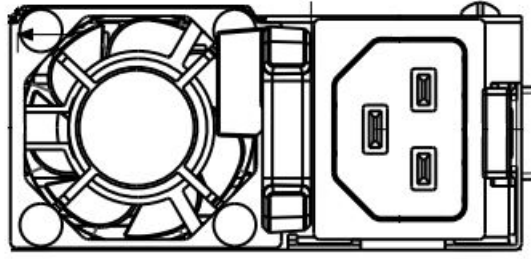
## Power Supply Units

Energy Smart power supplies have intelligent features, such as the ability to dynamically optimize efficiency while maintaining availability and redundancy. Also featured are enhanced power-consumption reduction technologies, such as high-efficiency power conversion and advanced thermal-management techniques, and embedded power-management features, including high-accuracy power monitoring. The table below shows the power supply unit options that are available for the XE9680.

**Table 17. PSU specifications for the PowerEdge XE9680 system**

| PSU               | Class    | Heat dissipation (maximum) | Frequency | Voltage        | Current |
|-------------------|----------|----------------------------|-----------|----------------|---------|
| 2800 W Mixed Mode | Titanium | 10500 BTU/hr               | 50/60 Hz  | 200 - 240 V AC | 15.6 A  |
|                   | N/A      | 10500 BTU/hr               | N/A       | 240 V DC       | 13.6 A  |





**C22**

Figure 10. PSU power cord

Table 18. PSU power cord

| Form factor     | Output    | Power cord |
|-----------------|-----------|------------|
| Redundant 86 mm | 2800 W AC | C22/C21    |

**NOTE:** 2800W 54V PSU has a C22 input socket that requires C21 to C20 jumper cord to connect it to PDU in the rack. Traditional high amperage power cords C20/C19 cannot be inserted into the PSU.

## Thermal

PowerEdge servers have an extensive collection of sensors that automatically track thermal activity, which helps regulate temperature thereby reducing server noise and power consumption.

### Thermal design

Thermal management of the platform helps deliver high performance with the right amount of cooling to components, while maintaining the lowest fan speeds possible. This is done across a wide range of ambient temperatures from 10°C to 35°C (50°F to 95°F) and to extended ambient temperature ranges.

|                          |                                                                                                                                                                                                                                                                                                                                                                     |
|--------------------------|---------------------------------------------------------------------------------------------------------------------------------------------------------------------------------------------------------------------------------------------------------------------------------------------------------------------------------------------------------------------|
| 1. Reliability           | <ul style="list-style-type: none"> <li>• Component hardware reliability remains the top thermal priority.</li> <li>• System thermal architectures and thermal control algorithms are designed to ensure there are no tradeoffs in system level hardware life.</li> </ul>                                                                                            |
| 2. Performance           | <ul style="list-style-type: none"> <li>• Performance and uptime are maximized through the development of cooling solutions that meet the needs of even the densest of hardware configurations.</li> </ul>                                                                                                                                                           |
| 3. Efficiency            | <ul style="list-style-type: none"> <li>• 15G servers are designed with an efficient thermal solution to minimize power and airflow consumption, and/or acoustics for acoustical deployments.</li> <li>• Dell's advanced thermal control algorithms enable minimization of system fans speeds while meeting the above Reliability and Performance tenets.</li> </ul> |
| 4. Management            | <ul style="list-style-type: none"> <li>• System management settings are provided such that customers have options to customize for their unique hardware, environments, and/or workloads.</li> </ul>                                                                                                                                                                |
| 5. Forward Compatibility | <ul style="list-style-type: none"> <li>• Forward compatibility means that thermal controls and thermal architecture solutions are robust to scale to new components that historically would have otherwise required firmware updates to ensure proper cooling.</li> <li>• The frequency of required firmware updates is thus reduced.</li> </ul>                    |

Figure 11. Thermal design characteristics

The thermal design of the PowerEdge XE9680 reflects the following:

- Optimized thermal design: The system layout is architected for optimum thermal design.
- System component placement and layout are designed to provide maximum airflow coverage to critical components with minimum expense of fan power.
- Comprehensive thermal management: The thermal control system regulates the fan speed based on several different responses from all system-component temperature sensors, as well as inventory for system configurations. Temperature monitoring includes components such as processors, DIMMs, chipset, the inlet air ambient, hard disk drives, and OCP.
- Open and closed loop thermal fan speed control: Open loop thermal control uses system configuration to determine fan speed based on inlet air ambient temperature. Closed loop thermal control method uses feedback temperatures to dynamically determine proper fan speeds.
- User-configurable settings: With the understanding and realization that every customer has unique set of circumstances or expectations from the system, in this generation of servers, we have introduced limited user- configurable settings residing in the iDRAC BIOS setup screen. For more information, see the Dell PowerEdge XE9680 Installation and Service Manual at [www.dell.com/poweredgemanuals](http://www.dell.com/poweredgemanuals) and “Advanced Thermal Control: Optimizing across Environments and Power Goals” on Dell.com.
- Cooling redundancy: The PowerEdge XE9680 allows N+1 fan redundancy, allowing continuous operation with one rotor failure in the system.
- Environmental Specifications: The optimized thermal management makes the PowerEdge XE9680 reliable under a wide range of operating environments.

## PowerEdge XE9680 acoustics

Dell PowerEdge XE9680 is a rack data center server whose acoustical output ranges from that appropriate unattended data centers, it is designed to meet Category 5 requirement. Acoustical performance is provided in terms of two configurations: Feature Rich with A100 and H100 configuration details, and acoustical performance data associated with each configuration of XE9680. Each configuration has been tested according to Dell acoustical standards for blades data center servers. Configuration details are provided in the below table:

**Table 19. Acoustical configurations of XE9680**

| Configuration   | Feature Rich with H100 GPU  | Feature Rich with A100 GPU |
|-----------------|-----------------------------|----------------------------|
| CPU Type        | Intel                       |                            |
| CPU TDP         | 350 W                       |                            |
| CPU Quantity    | 2 CPU                       |                            |
| RDIMM Memory    | 128 GB                      |                            |
| Memory Quantity | 32                          |                            |
| Backplane Type  | NVMe                        |                            |
| SSD Type        | SSDR,NVR11,15.36TB,U.2,CM6  |                            |
| SSD Quantity    | 8                           |                            |
| PSU Type        | 2800 W                      |                            |
| PSU Quantity    | 6                           |                            |
| Mezz 1          | 25Gb Mezz.                  |                            |
| BOSS Card       | BOSS-N1                     |                            |
| PERC            | N/A                         |                            |
| GPU             | H100 GPU board              | A100 GPU board             |
| Adapter Card-1  | 8 x CX7 400Gb PCIe FH Card  |                            |
| Adapter Card-2  | 2 x 100GbE 2P Intel PCIe FH |                            |

Acoustical performance data associated with each configuration of XE9680 is provided in the below table:

**Table 20. Acoustical performance of XE9680**

| Configuration                                           |               | Feature Rich with H100 GPU               | Feature Rich with A100 GPU |
|---------------------------------------------------------|---------------|------------------------------------------|----------------------------|
| Acoustical Performance: Idle/ Operating @ 25 °C Ambient |               |                                          |                            |
| L <sub>wA,m</sub> (B)                                   | Idle          | 6.6                                      | 6.6                        |
|                                                         | CPU Operating | 6.7                                      | 6.6                        |
|                                                         | GPU Operating | 10                                       | 10                         |
| K <sub>v</sub> (B)                                      | Idle          | 0.4                                      | 0.4                        |
|                                                         | Operating     | 0.4                                      | 0.4                        |
| L <sub>pA,m</sub> (dB)                                  | Idle          | 52                                       | 52                         |
|                                                         | CPU Operating | 52                                       | 52                         |
|                                                         | GPU Operating | 82                                       | 84                         |
| Prominent tones                                         |               | No prominent tones in Idle and Operating |                            |
| Acoustical Performance: Idle @ 28 °C Ambient            |               |                                          |                            |
| L <sub>wA,m</sub> (B)                                   |               | 7.2                                      | 7.2                        |
| K <sub>v</sub> (B)                                      |               | 0.4                                      | 0.4                        |
| L <sub>pA,m</sub> (dB)                                  |               | 59                                       | 59                         |
| Acoustical Performance: Max. Loading @ 35 °C Ambient    |               |                                          |                            |
| L <sub>wA,m</sub> (B)                                   |               | 10.2                                     | 10.1                       |
| K <sub>v</sub> (B)                                      |               | 0.4                                      | 0.4                        |
| L <sub>pA,m</sub> (dB)                                  |               | 86                                       | 86                         |

- L<sub>wA,m</sub>: The declared mean A-weighted sound power level (L<sub>wA</sub>) is calculated per section 5.2 of ISO 9296 with data collected using the methods described in ISO 7779. Data presented here may not be fully compliant with ISO 7779.
- L<sub>pA,m</sub>: The declared mean A-weighted emission sound pressure level is at the bystander position per section 5.3 of ISO 9296 and measured using methods described in ISO 7779. The system is placed in a 24U rack enclosure, 25cm above a reflective floor. Engineering data presented here may not be fully compliant with ISO 7779 declaration requirements.
- **Prominent discrete tones:** Criteria of Annex D of ECMA-74 & Prominence Ratio method of ECMA-418 are followed to determine if discrete tones are prominent and to report them, if so.
- **Idle mode:** The steady-state condition in which the server is energized but not operating any intended function.
- **Operating mode:** Operating mode is represented by the maximum of the steady state acoustical output at 50% of CPU TDP or active storage drives for the respective sections of Annex C of ECMA-74.
- **GPU Operating mode:** 8 x H100 NVIDIA SXM5 NVLink GPUs often push the limits of power and cooling requirements in GPU fan zone. To accommodate the increased power of GPUs may be significantly louder due to higher fan speeds, than systems without GPU stressed. The increased acoustical output of GPUs may be particularly noticeable (beyond acoustical target of category 5) during the GPUs run with heavy workload to guarantee GPUs remain their optimal performance.

*Category 1: Table-top in Office Environment*

When Dell determines that a specific Enterprise product is to be used on a Table-top in Office Environment, e.g., on a desk around a seated user’s head height, then the acoustical specification of the below table applies. Small, light-weight towers are examples of these types of products.

**Table 21. Dell Enterprise Category 1, “Table-top in Office Environment” acoustical specification category**

| Measurement Position re AC0158 | Metric, re AC0159 | Test Modes, re AC0159 (note must be in steady state, see AC0159, except where noted below) |                         |                                                                  |                                                                                                                                                 |
|--------------------------------|-------------------|--------------------------------------------------------------------------------------------|-------------------------|------------------------------------------------------------------|-------------------------------------------------------------------------------------------------------------------------------------------------|
|                                |                   | Standby in 23±2° C Ambient                                                                 | Idle in 23±2° C Ambient | Operating in 23±2° C Ambient – if not otherwise specified in the | Simulate (i.e., set fan speeds representative) for Idle at 28 & 35° C Ambient, and for 100% loading and maximum configuration, at 35° C Ambient |

**Table 21. Dell Enterprise Category 1, “Table-top in Office Environment” acoustical specification category (continued)**

|                                                                                          |                                                                 |                                                                                                                                                                                                                                                                                                                                                                                                                                                                                                                                                                                                                                                                                                                                                                                                                                             |                     |                                                                                              |                     |
|------------------------------------------------------------------------------------------|-----------------------------------------------------------------|---------------------------------------------------------------------------------------------------------------------------------------------------------------------------------------------------------------------------------------------------------------------------------------------------------------------------------------------------------------------------------------------------------------------------------------------------------------------------------------------------------------------------------------------------------------------------------------------------------------------------------------------------------------------------------------------------------------------------------------------------------------------------------------------------------------------------------------------|---------------------|----------------------------------------------------------------------------------------------|---------------------|
|                                                                                          |                                                                 |                                                                                                                                                                                                                                                                                                                                                                                                                                                                                                                                                                                                                                                                                                                                                                                                                                             |                     | program's configuration document, then processor and hard drive operating modes are required |                     |
| Sound Power                                                                              | LWA,m, B                                                        | ≤ 4.2                                                                                                                                                                                                                                                                                                                                                                                                                                                                                                                                                                                                                                                                                                                                                                                                                                       | ≤ 4.7               | ≤ 5.0                                                                                        | Report              |
| Sound Quality (both positions must meet limits): Front Binaural HEAD and Rear Microphone | Tones, Hz, dB                                                   | No prominent tones per criteria D.10.6 and D.10.8 of ECMA-74                                                                                                                                                                                                                                                                                                                                                                                                                                                                                                                                                                                                                                                                                                                                                                                |                     |                                                                                              | Report tones        |
|                                                                                          | Tonality, tu                                                    | ≤ 0.35                                                                                                                                                                                                                                                                                                                                                                                                                                                                                                                                                                                                                                                                                                                                                                                                                                      | ≤ 0.35              | ≤ 0.35                                                                                       | Report              |
|                                                                                          | Dell Modulation, %                                              | ≤ 35                                                                                                                                                                                                                                                                                                                                                                                                                                                                                                                                                                                                                                                                                                                                                                                                                                        | ≤ 35                | ≤ 35                                                                                         | Report              |
|                                                                                          | Loudness, sones                                                 | Report                                                                                                                                                                                                                                                                                                                                                                                                                                                                                                                                                                                                                                                                                                                                                                                                                                      | Report              | Report                                                                                       | Report              |
|                                                                                          | LpA-single point, dBA                                           | Report                                                                                                                                                                                                                                                                                                                                                                                                                                                                                                                                                                                                                                                                                                                                                                                                                                      | Report              | Report                                                                                       | Report              |
| Front Binaural HEAD                                                                      | Transients                                                      | <ul style="list-style-type: none"> <li>● Oscillation (see AC0159), if observed, during 20-minute steady-state observation, must adhere to the following two criteria: <ul style="list-style-type: none"> <li>○ Max. {ΔLpA} &lt; 3.0 dB</li> <li>○ Event count &lt; 3 for “1.5 dB &lt; ΔLpA &lt; 3.0 dB”</li> </ul> </li> <li>● Acoustical Jump (see AC0159), during air mover speed transition from Idle to Operating Mode must be ≤ 15dB.</li> <li>● Startup behavior <ul style="list-style-type: none"> <li>○ Report Startup behavior re. AC0159</li> <li>○ Startup must proceed smoothly, i.e., no sudden or large jumps, and fan speed during startup must not exceed 50% of its maximum</li> </ul> </li> <li>● Transient inputs: Report time-history sound pressure levels re AC0159 “Train of Step Functions on Processor”</li> </ul> |                     |                                                                                              | N/A                 |
| Any                                                                                      | Other                                                           | <p>No rattles, squeaks, or unexpected noises</p> <p>Sound should be “even” around the EUT (one side should not be dramatically louder than another)</p> <p>Unless otherwise specified, the “default” thermal-related settings shall be selected for BIOS and iDRAC.</p> <p>Specific operating conditions will be defined in “Configurations &amp; Configuration Dependencies” for each platform.</p>                                                                                                                                                                                                                                                                                                                                                                                                                                        |                     |                                                                                              |                     |
| Sound Pressure                                                                           | LpA-reported, dBA, re AC0158 and program configuration document | Report for all mics                                                                                                                                                                                                                                                                                                                                                                                                                                                                                                                                                                                                                                                                                                                                                                                                                         | Report for all mics | Report for all mics                                                                          | Report for all mics |

*Category 2: Floor-standing in Office Environment*

When Dell determines that a specific Enterprise product is to be used primarily when it is sitting on the floor, i.e., next to a user's feet, then the acoustical specification of the below table applies. Noise from the product should not annoy or otherwise interfere with the user's thoughts or speech, e.g., on the telephone.

**Table 22. Dell Enterprise Category 2, “Floor-standing in Office Environment” acoustical specification category**

|                                                                                          |                                          |                                                                                                                                                                                                                                                                                                                                                                                                                                                                                                                                                                                                                                                                                                                                                                                                                                           |                         |                                                                                                                                                               |                                                                                                                                                 |
|------------------------------------------------------------------------------------------|------------------------------------------|-------------------------------------------------------------------------------------------------------------------------------------------------------------------------------------------------------------------------------------------------------------------------------------------------------------------------------------------------------------------------------------------------------------------------------------------------------------------------------------------------------------------------------------------------------------------------------------------------------------------------------------------------------------------------------------------------------------------------------------------------------------------------------------------------------------------------------------------|-------------------------|---------------------------------------------------------------------------------------------------------------------------------------------------------------|-------------------------------------------------------------------------------------------------------------------------------------------------|
| Measurement Position re AC0158                                                           | Metric, re AC0159                        | Test Modes, re AC0159 (note must be in steady state, see AC0159, except where noted below)                                                                                                                                                                                                                                                                                                                                                                                                                                                                                                                                                                                                                                                                                                                                                |                         |                                                                                                                                                               |                                                                                                                                                 |
|                                                                                          |                                          | Standby in 23±2° C Ambient                                                                                                                                                                                                                                                                                                                                                                                                                                                                                                                                                                                                                                                                                                                                                                                                                | Idle in 23±2° C Ambient | Operating in 23±2° C Ambient – if not otherwise specified in the program’s configuration document, then processor and hard drive operating modes are required | Simulate (i.e., set fan speeds representative) for Idle at 28 & 35° C Ambient, and for 100% loading and maximum configuration, at 35° C Ambient |
| Sound Power                                                                              | LWA,m, B                                 | ≤ 4.9                                                                                                                                                                                                                                                                                                                                                                                                                                                                                                                                                                                                                                                                                                                                                                                                                                     | ≤ 5.1                   | ≤ 5.4                                                                                                                                                         | Report                                                                                                                                          |
| Sound Quality (both positions must meet limits): Front Binaural HEAD and Rear Microphone | Tones, Hz, dB                            | No prominent tones per criteria D.10.6 and D.10.8 of ECMA-74                                                                                                                                                                                                                                                                                                                                                                                                                                                                                                                                                                                                                                                                                                                                                                              |                         |                                                                                                                                                               | Report tones                                                                                                                                    |
|                                                                                          | Tonality, tu                             | ≤ 0.35                                                                                                                                                                                                                                                                                                                                                                                                                                                                                                                                                                                                                                                                                                                                                                                                                                    | ≤ 0.35                  | ≤ 0.35                                                                                                                                                        | Report                                                                                                                                          |
|                                                                                          | Dell Modulation, %                       | ≤ 35                                                                                                                                                                                                                                                                                                                                                                                                                                                                                                                                                                                                                                                                                                                                                                                                                                      | ≤ 35                    | ≤ 35                                                                                                                                                          | Report                                                                                                                                          |
|                                                                                          | Loudness, sones                          | Report                                                                                                                                                                                                                                                                                                                                                                                                                                                                                                                                                                                                                                                                                                                                                                                                                                    | Report                  | Report                                                                                                                                                        | Report                                                                                                                                          |
|                                                                                          | LpA-single point, dBA                    | Report                                                                                                                                                                                                                                                                                                                                                                                                                                                                                                                                                                                                                                                                                                                                                                                                                                    | Report                  | Report                                                                                                                                                        | Report                                                                                                                                          |
| Front Binaural HEAD                                                                      | Transients                               | <ul style="list-style-type: none"> <li>● Oscillation (see AC0159), if observed, during 20-minute steady-state observation, must adhere to the following two criteria: <ul style="list-style-type: none"> <li>○ Max. {ΔLpA} &lt; 3.0 dB</li> <li>○ Event count &lt; 3 for “1.5 dB &lt; ΔLpA &lt; 3.0 dB”</li> </ul> </li> <li>● Acoustical Jump (see AC0159), during air mover speed transition from Idle to Operating Mode must be ≤ 15dB.</li> <li>● Startup behavior <ul style="list-style-type: none"> <li>○ Report Startup behavior re. AC0159</li> <li>○ Startup must proceed smoothly, i.e., no sudden or large jumps, and fan speed during startup must not exceed 50% of its maximum</li> </ul> </li> </ul> <p>∞ Transient inputs: Report time-history sound pressure levels re AC0159 “Train of Step Functions on Processor”</p> |                         |                                                                                                                                                               | N/A                                                                                                                                             |
| Any                                                                                      | Other                                    | <p>No rattles, squeaks, or unexpected noises</p> <p>Sound should be “even” around the EUT (one side should not be dramatically louder than another)</p> <p>Unless otherwise specified, the “default” thermal-related settings shall be selected for BIOS and iDRAC.</p> <p>Specific operating conditions will be defined in “Configurations &amp; Configuration Dependencies” for each platform.</p>                                                                                                                                                                                                                                                                                                                                                                                                                                      |                         |                                                                                                                                                               |                                                                                                                                                 |
| Sound Pressure                                                                           | LpA-reported, dBA, re AC0158 and program | Report for all mics                                                                                                                                                                                                                                                                                                                                                                                                                                                                                                                                                                                                                                                                                                                                                                                                                       | Report for all mics     | Report for all mics                                                                                                                                           | Report for all mics                                                                                                                             |

**Table 22. Dell Enterprise Category 2, “Floor-standing in Office Environment” acoustical specification category (continued)**

|  |                        |  |  |  |  |
|--|------------------------|--|--|--|--|
|  | configuration document |  |  |  |  |
|--|------------------------|--|--|--|--|

*Category 3: General Use Space*

When Dell determines that a specific Enterprise product is to be predominantly used in a general use space, then the acoustical specification of the below table applies. These products could be found in laboratories, schools, restaurants, open office space layouts, small ventilated closets, etc., though not in close proximity to any particular person nor in quantities greater than a few in any location. People within proximity of a few of these products should not experience any impact to speech intelligibility or annoyance from the noise of the product. A rack product sitting on a table in a common area is an example.

**Table 23. Dell Enterprise Category 3, “General Use” acoustical specification category**

| Measurement Position re AC0158                                                           | Metric, re AC0159     | Test Modes, re AC0159 (note must be in steady state, see AC0159, except where noted below)                                                                                                                                                                                                                                                                                                                                                                                                                                                                                                                                                                                                                                                                                                                                                                                                        |                         |                                                                                                                                                               |                                                                                                                                                 |
|------------------------------------------------------------------------------------------|-----------------------|---------------------------------------------------------------------------------------------------------------------------------------------------------------------------------------------------------------------------------------------------------------------------------------------------------------------------------------------------------------------------------------------------------------------------------------------------------------------------------------------------------------------------------------------------------------------------------------------------------------------------------------------------------------------------------------------------------------------------------------------------------------------------------------------------------------------------------------------------------------------------------------------------|-------------------------|---------------------------------------------------------------------------------------------------------------------------------------------------------------|-------------------------------------------------------------------------------------------------------------------------------------------------|
|                                                                                          |                       | Standby in 23±2° C Ambient                                                                                                                                                                                                                                                                                                                                                                                                                                                                                                                                                                                                                                                                                                                                                                                                                                                                        | Idle in 23±2° C Ambient | Operating in 23±2° C Ambient – if not otherwise specified in the program’s configuration document, then processor and hard drive operating modes are required | Simulate (i.e., set fan speeds representative) for Idle at 28 & 35° C Ambient, and for 100% loading and maximum configuration, at 35° C Ambient |
| Sound Power                                                                              | LWA,m, B              | ≤ 5.2                                                                                                                                                                                                                                                                                                                                                                                                                                                                                                                                                                                                                                                                                                                                                                                                                                                                                             | ≤ 5.5                   | ≤ 5.8                                                                                                                                                         | Report                                                                                                                                          |
| Sound Quality (both positions must meet limits): Front Binaural HEAD and Rear Microphone | Tones, Hz, dB         | No prominent tones per criteria D.10.6 and D.10.8 of ECMA-74                                                                                                                                                                                                                                                                                                                                                                                                                                                                                                                                                                                                                                                                                                                                                                                                                                      |                         |                                                                                                                                                               | Report tones                                                                                                                                    |
|                                                                                          | Tonality, tu          | ≤ 0.35                                                                                                                                                                                                                                                                                                                                                                                                                                                                                                                                                                                                                                                                                                                                                                                                                                                                                            | ≤ 0.35                  | ≤ 0.35                                                                                                                                                        | Report                                                                                                                                          |
|                                                                                          | Dell Modulation, %    | ≤ 40                                                                                                                                                                                                                                                                                                                                                                                                                                                                                                                                                                                                                                                                                                                                                                                                                                                                                              | ≤ 40                    | ≤ 40                                                                                                                                                          | Report                                                                                                                                          |
|                                                                                          | Loudness, sones       | Report                                                                                                                                                                                                                                                                                                                                                                                                                                                                                                                                                                                                                                                                                                                                                                                                                                                                                            | Report                  | Report                                                                                                                                                        | Report                                                                                                                                          |
|                                                                                          | LpA-single point, dBA | Report                                                                                                                                                                                                                                                                                                                                                                                                                                                                                                                                                                                                                                                                                                                                                                                                                                                                                            | Report                  | Report                                                                                                                                                        | Report                                                                                                                                          |
| Front Binaural HEAD                                                                      | Transients            | <ul style="list-style-type: none"> <li>● Oscillation (see AC0159), if observed, during 20-minute steady-state observation, must adhere to the following two criteria:                             <ul style="list-style-type: none"> <li>○ Max. {ΔLpA} &lt; 3.0 dB</li> <li>○ Event count &lt; 3 for “1.5 dB &lt; ΔLpA &lt; 3.0 dB”</li> </ul> </li> <li>● Acoustical Jump (see AC0159), during air mover speed transition from Idle to Operating Mode must be ≤ 15dB.</li> <li>● Startup behavior                             <ul style="list-style-type: none"> <li>○ Report Startup behavior re. AC0159</li> <li>○ Startup must proceed smoothly, i.e., no sudden or large jumps, and fan speed during startup must not exceed 50% of its maximum</li> </ul> </li> </ul> <p>∞ Transient inputs: Report time-history sound pressure levels re AC0159 “Train of Step Functions on Processor”</p> |                         |                                                                                                                                                               | N/A                                                                                                                                             |
| Any                                                                                      | Other                 | No rattles, squeaks, or unexpected noises                                                                                                                                                                                                                                                                                                                                                                                                                                                                                                                                                                                                                                                                                                                                                                                                                                                         |                         |                                                                                                                                                               |                                                                                                                                                 |

**Table 23. Dell Enterprise Category 3, “General Use” acoustical specification category (continued)**

|                |                                                                 |                                                                                                                   |                     |                     |                     |
|----------------|-----------------------------------------------------------------|-------------------------------------------------------------------------------------------------------------------|---------------------|---------------------|---------------------|
|                |                                                                 | Sound should be “even” around the EUT (one side should not be dramatically louder than another)                   |                     |                     |                     |
|                |                                                                 | Unless otherwise specified, the “default” thermal-related settings shall be selected for BIOS and iDRAC.          |                     |                     |                     |
|                |                                                                 | Specific operating conditions will be defined in “Configurations & Configuration Dependencies” for each platform. |                     |                     |                     |
| Sound Pressure | LpA-reported, dBA, re AC0158 and program configuration document | Report for all mics                                                                                               | Report for all mics | Report for all mics | Report for all mics |

*Category 4: Attended Data Center*

When Dell determines that a specific Enterprise product is to be predominantly used in an attended data center, then the acoustical specification of the below table applies. The phrase “attended data center” is used to mean a space in which many (from tens to 1000s) of Enterprise products are deployed in proximity (i.e., in the same room) to personnel whose speech (perhaps with raised voices) is expected to be intelligible over the data center noise. Hearing protection or hearing monitoring programs are not expected in these areas. Examples in this category include monolithic rack products. When Dell determines that a specific Enterprise product is to be predominantly used in a general use space, then the acoustical specification of Table 37 applies. These products could be found in laboratories, schools, restaurants, open office space layouts, small ventilated closets, etc., though not in close proximity to any particular person nor in quantities greater than a few in any location. People within proximity of a few of these products should not experience any impact to speech intelligibility or annoyance from the noise of the product. A rack product sitting on a table in a common area is an example.

**Table 24. Dell Enterprise Category 4, “Attended Data Center” acoustical specification category**

| Measurement Position re AC0158 | Metric, re AC0159     | Test Modes, re AC0159 (note must be in steady state, see AC0159, except where noted below)                                                                                                                                                                                                                                                           |                         |                                                                                                                                                               |                                                                               | Simulate (i.e., set fan speeds representative) for 100% loading and maximum configuration, at 35° C Ambient |
|--------------------------------|-----------------------|------------------------------------------------------------------------------------------------------------------------------------------------------------------------------------------------------------------------------------------------------------------------------------------------------------------------------------------------------|-------------------------|---------------------------------------------------------------------------------------------------------------------------------------------------------------|-------------------------------------------------------------------------------|-------------------------------------------------------------------------------------------------------------|
|                                |                       | Standby in 23±2° C Ambient                                                                                                                                                                                                                                                                                                                           | Idle in 23±2° C Ambient | Operating in 23±2° C Ambient – if not otherwise specified in the program’s configuration document, then processor and hard drive operating modes are required | Simulate (i.e., set fan speeds representative) for Idle at 28 & 35° C Ambient |                                                                                                             |
| Sound Power                    | LWA,m, B              | Report                                                                                                                                                                                                                                                                                                                                               | ≤ 6.9                   | ≤ 7.1                                                                                                                                                         | Report                                                                        | Report                                                                                                      |
| Front Binaural HEAD            | Tones, Hz, dB         | Report                                                                                                                                                                                                                                                                                                                                               | < 15 dB                 | < 15 dB                                                                                                                                                       | Report                                                                        | Report                                                                                                      |
|                                | Tonality, tu          | Report                                                                                                                                                                                                                                                                                                                                               | Report                  | Report                                                                                                                                                        | Report                                                                        | Report                                                                                                      |
|                                | Dell Modulation, %    | Report                                                                                                                                                                                                                                                                                                                                               | Report                  | Report                                                                                                                                                        | Report                                                                        | Report                                                                                                      |
|                                | Loudness, sones       | Report                                                                                                                                                                                                                                                                                                                                               | Report                  | Report                                                                                                                                                        | Report                                                                        | Report                                                                                                      |
|                                | LpA-single point, dBA | Report                                                                                                                                                                                                                                                                                                                                               | Report                  | Report                                                                                                                                                        | Report                                                                        | Report                                                                                                      |
|                                | Transients            | <ul style="list-style-type: none"> <li>Oscillation (see AC0159), if observed, during 20-minute steady-state observation, must adhere to the following two criteria:                             <ul style="list-style-type: none"> <li>Max. {ΔLpA} &lt; 3.0 dB</li> <li>Event count &lt; 3 for “1.5 dB &lt; ΔLpA &lt; 3.0 dB”</li> </ul> </li> </ul> |                         |                                                                                                                                                               |                                                                               | N/A                                                                                                         |

**Table 24. Dell Enterprise Category 4, “Attended Data Center” acoustical specification category (continued)**

|                |                   |                                                                                                                                                                                                                                                                                                                                                                                                                                                                                                                                                                                                                  |                     |                     |                     |                     |
|----------------|-------------------|------------------------------------------------------------------------------------------------------------------------------------------------------------------------------------------------------------------------------------------------------------------------------------------------------------------------------------------------------------------------------------------------------------------------------------------------------------------------------------------------------------------------------------------------------------------------------------------------------------------|---------------------|---------------------|---------------------|---------------------|
|                |                   | <ul style="list-style-type: none"> <li>Acoustical Jump (see AC0159), during air mover speed transition from Idle to Operating Mode must be <math>\leq 15\text{dB}</math>.</li> <li>Startup behavior                             <ul style="list-style-type: none"> <li>Report Startup behavior re. AC0159</li> <li>Startup must proceed smoothly, i.e., no sudden or large jumps, and fan speed during startup must not exceed 50% of its maximum</li> </ul> </li> </ul> <p><math>\infty</math> Transient inputs: Report time-history sound pressure levels re AC0159 “Train of Step Functions on Processor”</p> |                     |                     |                     |                     |
| Any            | Other             | <p>No rattles, squeaks, or unexpected noises</p> <p>Sound should be “even” around the EUT (one side should not be dramatically louder than another)</p> <p>Unless otherwise specified, the “default” thermal-related settings shall be selected for BIOS and iDRAC.</p> <p>Specific operating conditions will be defined in “Configurations &amp; Configuration Dependencies” for each platform.</p>                                                                                                                                                                                                             |                     |                     |                     |                     |
| Sound Pressure | LpA-reported, dBA | Report for all mics                                                                                                                                                                                                                                                                                                                                                                                                                                                                                                                                                                                              | Report for all mics | Report for all mics | Report for all mics | Report for all mics |

*Unattended Data Center*

When Dell determines that a specific Enterprise product is to be predominantly used in an unattended data center (and not blades or blade enclosures; these have their own category), then the acoustical specification of the below table applies. The phrase “unattended data center” is used to mean a space in which many (from tens to 1000s) of Enterprise products are deployed together, its own heating and cooling systems condition the space, and operators or servicers of equipment enter generally only to deploy, service, or decommission equipment. Hearing protection or hearing monitoring programs may be expected (per government or company guidelines) in these areas. Examples in this category include monolithic rack products.

**Table 25. Dell Enterprise Category 5, “Unattended Data Center” acoustical specification category**

| Measurement Position re AC0158 | Metric, re AC0159  | Test Modes, re AC0159 (note must be in steady state, see AC0159, except where noted below) |                         |                                                                                                                                                               |                                                                               | Simulate (i.e., set fan speeds representative) for 100% loading and maximum configuration, at 35° C Ambient |
|--------------------------------|--------------------|--------------------------------------------------------------------------------------------|-------------------------|---------------------------------------------------------------------------------------------------------------------------------------------------------------|-------------------------------------------------------------------------------|-------------------------------------------------------------------------------------------------------------|
|                                |                    | Standby in 23±2° C Ambient                                                                 | Idle in 23±2° C Ambient | Operating in 23±2° C Ambient – if not otherwise specified in the program’s configuration document, then processor and hard drive operating modes are required | Simulate (i.e., set fan speeds representative) for Idle at 28 & 35° C Ambient |                                                                                                             |
| Sound Power                    | LWA,m, B           | Report                                                                                     | $\leq 7.5$              | $\leq 7.7$                                                                                                                                                    | Report                                                                        | Report                                                                                                      |
| Front Binaural HEAD            | Tones, Hz, dB      | Report                                                                                     | < 15 dB                 | < 15 dB                                                                                                                                                       | Report                                                                        | Report                                                                                                      |
|                                | Tonality, tu       | Report                                                                                     | Report                  | Report                                                                                                                                                        | Report                                                                        | Report                                                                                                      |
|                                | Dell Modulation, % | Report                                                                                     | Report                  | Report                                                                                                                                                        | Report                                                                        | Report                                                                                                      |
|                                | Loudness, sones    | Report                                                                                     | Report                  | Report                                                                                                                                                        | Report                                                                        | Report                                                                                                      |



**Table 25. Dell Enterprise Category 5, “Unattended Data Center” acoustical specification category (continued)**

|                |                       |                                                                                                                                                                                                                                                                                                                                                                                                                                                                                                                                                                                                                                                                                                                                                 |                     |                     |                     |                     |
|----------------|-----------------------|-------------------------------------------------------------------------------------------------------------------------------------------------------------------------------------------------------------------------------------------------------------------------------------------------------------------------------------------------------------------------------------------------------------------------------------------------------------------------------------------------------------------------------------------------------------------------------------------------------------------------------------------------------------------------------------------------------------------------------------------------|---------------------|---------------------|---------------------|---------------------|
|                | LpA-single point, dBA | Report                                                                                                                                                                                                                                                                                                                                                                                                                                                                                                                                                                                                                                                                                                                                          | Report              | Report              | Report              | Report              |
|                | Transients            | <ul style="list-style-type: none"> <li>Oscillation (see AC0159), if observed, during 20-minute steady-state observation, must adhere to the following two criteria: <ul style="list-style-type: none"> <li>Max. {<math>\Delta</math>LpA} &lt; 3.0 dB</li> <li>Event count &lt; 3 for “1.5 dB &lt; <math>\Delta</math>LpA &lt; 3.0 dB”</li> </ul> </li> <li>Report Acoustical Jump (see AC0159), during air mover speed transition from Idle to Operating Mode.</li> <li>Startup behavior <ul style="list-style-type: none"> <li>Report Startup behavior re. AC0159</li> <li>Startup must proceed smoothly, i.e., no sudden or large jumps.</li> </ul> </li> </ul> <p>sound pressure levels re AC0159 “Train of Step Functions on Processor”</p> |                     |                     | N/A                 |                     |
| Any            | Other                 | <p>No rattles, squeaks, or unexpected noises</p> <p>Sound should be “even” around the EUT (one side should not be dramatically louder than another)</p> <p>Unless otherwise specified, the “default” thermal-related settings shall be selected for BIOS and iDRAC.</p> <p>Specific operating conditions will be defined in “Configurations &amp; Configuration Dependencies” for each platform.</p>                                                                                                                                                                                                                                                                                                                                            |                     |                     |                     |                     |
| Sound Pressure | LpA-reported, dBA     | Report for all mics                                                                                                                                                                                                                                                                                                                                                                                                                                                                                                                                                                                                                                                                                                                             | Report for all mics | Report for all mics | Report for all mics | Report for all mics |

*Data Center Modular/Modular Enclosure*

When the product is a blade for or a blade enclosure itself, then the hosting blade enclosure must adhere to the acoustical specification of the below table applies. One underlying assumption is that blade enclosures are deployed in unattended data centers (see description in Category 5). If the parties responsible for selection of product acoustical specification category determine that a specific blade or blade enclosure will be deployed in a more stringent acoustical environment, then specific configurations, capabilities, and/or userships must be requested in formal documentation so that features to support the more restrictive performance may be designed as appropriate.

**Table 26. Dell Enterprise Category 6, “Data Center Modular/Modular Enclosure” acoustical specification category**

|                                |                   |                                                                                            |                         |                                                                                                                                                               |                                                                               |                                                                                                             |
|--------------------------------|-------------------|--------------------------------------------------------------------------------------------|-------------------------|---------------------------------------------------------------------------------------------------------------------------------------------------------------|-------------------------------------------------------------------------------|-------------------------------------------------------------------------------------------------------------|
| Measurement Position re AC0158 | Metric, re AC0159 | Test Modes, re AC0159 (note must be in steady state, see AC0159, except where noted below) |                         |                                                                                                                                                               |                                                                               | Simulate (i.e., set fan speeds representative) for 100% loading and maximum configuration, at 35° C Ambient |
|                                |                   | Standby in 23±2° C Ambient                                                                 | Idle in 23±2° C Ambient | Operating in 23±2° C Ambient – if not otherwise specified in the program’s configuration document, then processor and hard drive operating modes are required | Simulate (i.e., set fan speeds representative) for Idle at 28 & 35° C Ambient |                                                                                                             |
| Sound Power                    | LWA,m, B          | Report                                                                                     | ≤ 8.2                   | Report                                                                                                                                                        | Report                                                                        | Report                                                                                                      |

**Table 26. Dell Enterprise Category 6, “Data Center Modular/Modular Enclosure” acoustical specification category (continued)**

|                     |                       |                                                                                                                                                                                                                                                                                                                                                                                                                                                                                                                                                                                                                                                                                                                                                                                                                                                             |                     |                     |                     |                     |
|---------------------|-----------------------|-------------------------------------------------------------------------------------------------------------------------------------------------------------------------------------------------------------------------------------------------------------------------------------------------------------------------------------------------------------------------------------------------------------------------------------------------------------------------------------------------------------------------------------------------------------------------------------------------------------------------------------------------------------------------------------------------------------------------------------------------------------------------------------------------------------------------------------------------------------|---------------------|---------------------|---------------------|---------------------|
| Front Binaural HEAD | Tones, Hz, dB         | Report                                                                                                                                                                                                                                                                                                                                                                                                                                                                                                                                                                                                                                                                                                                                                                                                                                                      | < 15 dB             | < 15 dB             | Report              | Report              |
|                     | Tonality, tu          | Report                                                                                                                                                                                                                                                                                                                                                                                                                                                                                                                                                                                                                                                                                                                                                                                                                                                      | Report              | Report              | Report              | Report              |
|                     | Dell Modulation, %    | Report                                                                                                                                                                                                                                                                                                                                                                                                                                                                                                                                                                                                                                                                                                                                                                                                                                                      | Report              | Report              | Report              | Report              |
|                     | Loudness, sones       | Report                                                                                                                                                                                                                                                                                                                                                                                                                                                                                                                                                                                                                                                                                                                                                                                                                                                      | Report              | Report              | Report              | Report              |
|                     | LpA-single point, dBA | Report                                                                                                                                                                                                                                                                                                                                                                                                                                                                                                                                                                                                                                                                                                                                                                                                                                                      | Report              | Report              | Report              | Report              |
|                     | Transients            | <ul style="list-style-type: none"> <li>● Oscillation (see AC0159), if observed, during 20-minute steady-state observation, must adhere to the following two criteria:                             <ul style="list-style-type: none"> <li>○ Max. {<math>\Delta</math>LpA} &lt; 3.0 dB</li> <li>○ Event count &lt; 3 for “1.5 dB &lt; <math>\Delta</math>LpA &lt; 3.0 dB”</li> </ul> </li> <li>● Report Acoustical Jump (see AC0159), during air mover speed transition from Idle to Operating Mode.</li> <li>● Startup behavior                             <ul style="list-style-type: none"> <li>○ Report Startup behavior re. AC0159</li> <li>○ Startup must proceed smoothly, i.e., no sudden or large jumps.</li> </ul> </li> </ul> <p>Transient inputs: Report time-history sound pressure levels re AC0159 “Train of Step Functions on Processor”</p> |                     |                     |                     | N/A                 |
| Any                 | Other                 | <p>No rattles, squeaks, or unexpected noises</p> <p>Sound should be “even” around the EUT (one side should not be dramatically louder than another)</p> <p>Unless otherwise specified, the “default” thermal-related settings shall be selected for BIOS and iDRAC.</p> <p>Specific operating conditions will be defined in “Configurations &amp; Configuration Dependencies” for each platform.</p>                                                                                                                                                                                                                                                                                                                                                                                                                                                        |                     |                     |                     |                     |
| Sound Pressure      | LpA-reported, dBA     | Report for all mics                                                                                                                                                                                                                                                                                                                                                                                                                                                                                                                                                                                                                                                                                                                                                                                                                                         | Report for all mics | Report for all mics | Report for all mics | Report for all mics |

# Rack, rails, and cable management

Key factors in selecting the proper rails include, Identifying:

- Type of rack in which the rails will be installed
- Spacing between the front and rear mounting flanges of the rack
- Type and location of any equipment mounted on the rear of the rack such as power distribution units (PDUs), and the overall depth of the rack

Refer the [Dell Enterprise Systems Rail Sizing and Rack Compatibility Matrix](#) for the following information:

- Specific details about rail types and their functionalities
- Rail adjustability ranges for various rack mounting flange types
- Rail depth with and without cable management accessories
- Rack types supported for various rack mounting flange types

## Topics:

- [Rails and cable management information](#)

## Rails and cable management information

The rail offerings for the PowerEdge XE9680 consist of only one type which is sliding. The cable management offerings consist of an optional cable management arm (CMA).

See the *Dell Enterprise Systems Rail Sizing and Rack Compatibility Matrix* available at [rail-rack-matrix](#) for information regarding:

- Specific details about rail types.
- Rail adjustability ranges for various rack mounting flange types
- Rail depth with and without cable management accessories
- Rack types that are supported for various rack mounting flange types

Key factors governing proper rail selection include the following:

- Identifying the type of rack in which they will be installed.
- The spacing between the front and rear mounting flanges of the rack.
- The type and location of any equipment mounted in the back of the rack such as power distribution units (PDUs), and the overall depth of the rack
- Overall depth of the rack

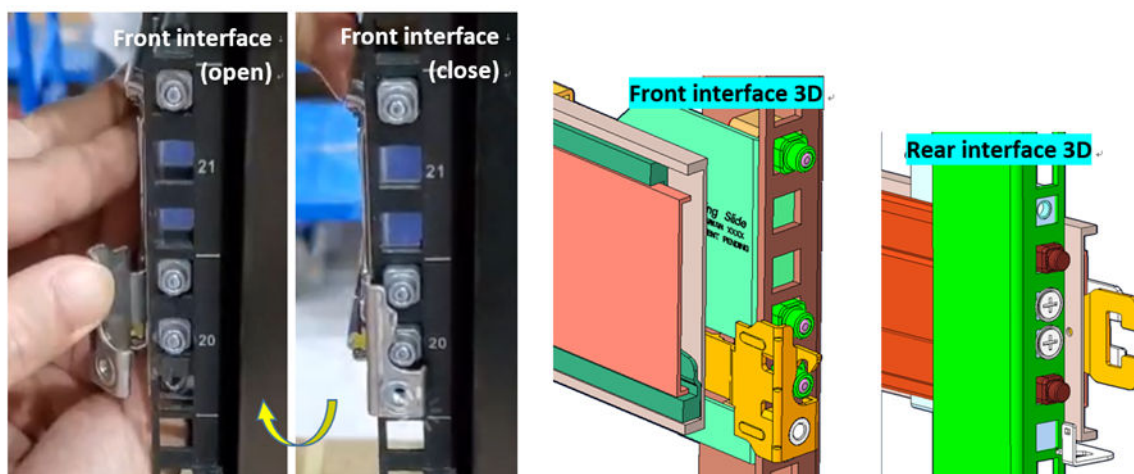
## Stab-in, Sliding features summary

The stab-in, sliding rail allow the system to be fully extended out of the rack for service. The stab-in, sliding rail are available with or without the optional cable management arm (CMA).

### **B28 Stab-in sliding rails for 4-post racks**

- Supports stab-in installation of the chassis to the rails.
- Support for tool-less installation in 19" EIA-310-E compliant square, un-threaded round hole racks including all generations of the Dell racks. Also supports tool-less installation in threaded round hole 4-post racks.
- Support for tool-less installation in Dell Titan or Titan-D racks
- Support full extension of the system out of the rack to allow serviceability of key internal components.
- Support for optional cable management arm (CMA).
- The optional cable management arm (CMA) can be mounted on either the left side of the sliding rails without the use of tools for fast and easy deployment.

- i **NOTE:** For situations where CMA support is not required, the outer CMA mounting brackets can be uninstalled from the sliding rails. This reduces the overall length of the rails and eliminates the potential interferences with rear mounted PDUs or the rear rack door.



**Figure 12. Stab-in Sliding Rail Mounting Interface**

Scan the QRL code for the documentation and trouble-shooting information regarding the installation procedures for Drop-in/Stab-in rail types.



**Figure 13. Quick resource locator for combo rails**

## Cable management arm (CMA)

The optional cable management arm (CMA) organizes and secures the cords and cables exiting the back of the systems. It unfolds to allow the systems to extend out of the rack without having to detach the cables. Some key features of the CMA include:

- Large U-shaped baskets to support dense cable loads.
- Open vent pattern for optimal airflow.
- Ability to mount on either side by swinging the spring-loaded brackets from one side to the other.
- Utilizes hook-and-loop straps rather than plastic tie wraps to eliminate the risk of cable damage during cycling.
- Includes a low-profile fixed tray to both support and retain the CMA in its fully closed position.
- Both the CMA and the tray mount without the use of tools by simple and intuitive snap-in designs.

The CMA can be mounted to either side of the sliding rails without the use of tools or the need for conversion. For systems with one power supply unit (PSU), it is recommended to mount on the side opposite to that of the power supply to allow easier access to it and the rear drives (if applicable) for service or replacement.




Figure 14. Stab-in Sliding rails with CMA cabling

## Rack Installation

### Installing Stab-in Rails to the system

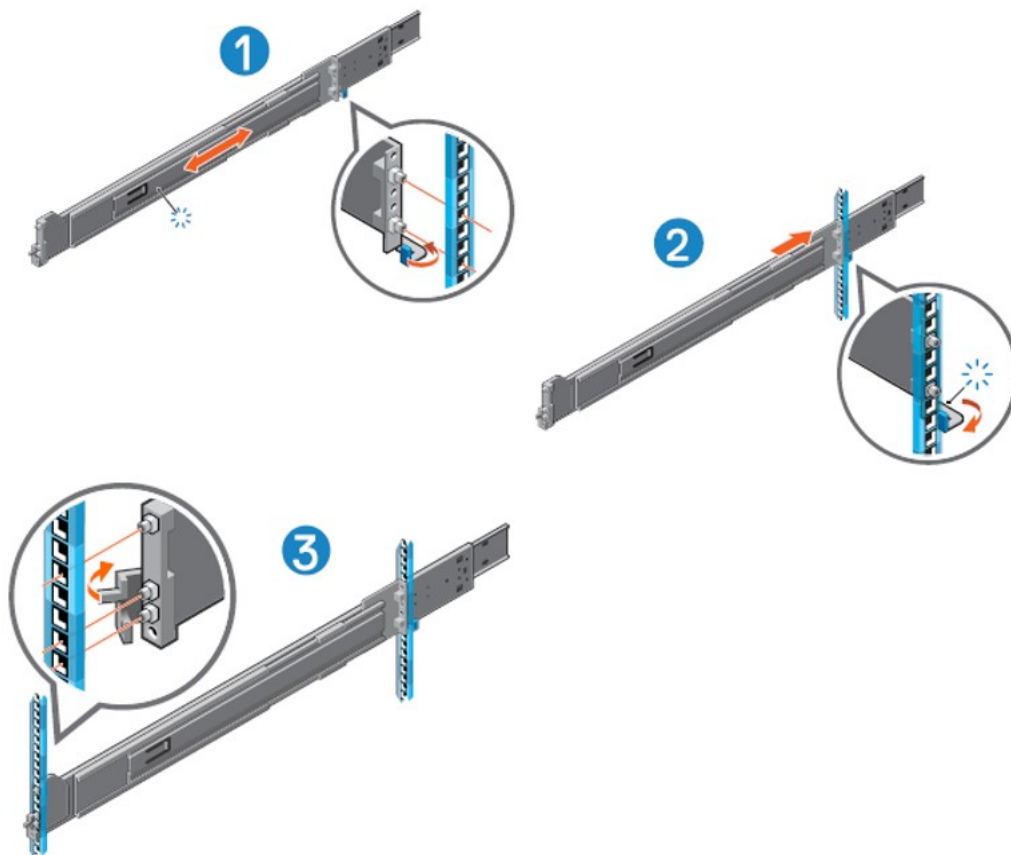


Figure 15. Installing the rail 4-POST racks

**NOTE:** To secure the rails to square hole or unthreaded round hole rack for shipping or in unstable environments, install supplied hardware to the rails.

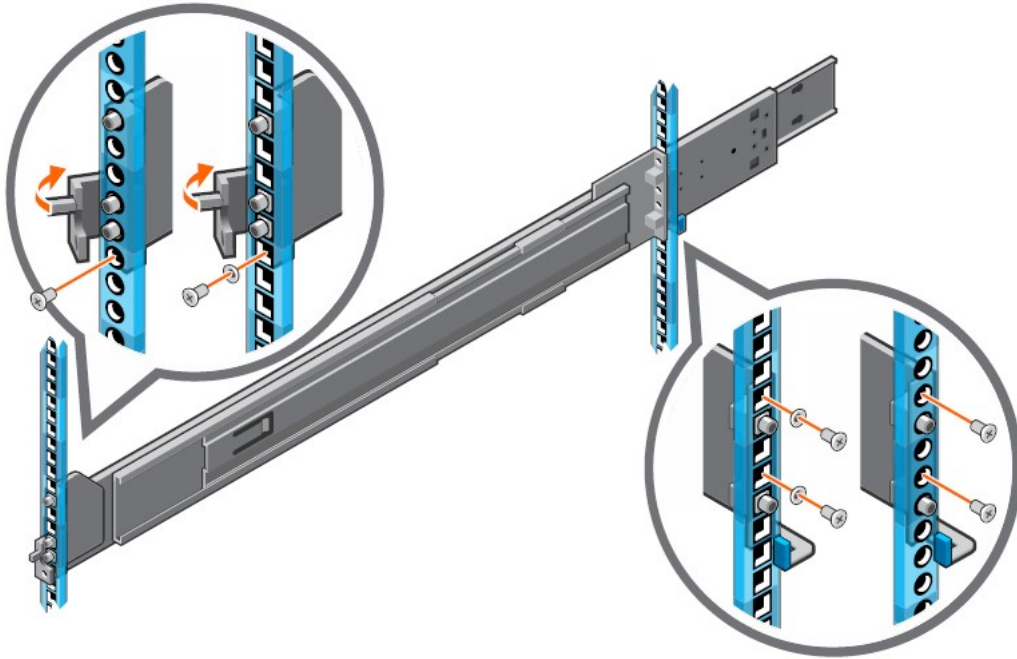


Figure 16. Securing rails on square or unthreaded round hole

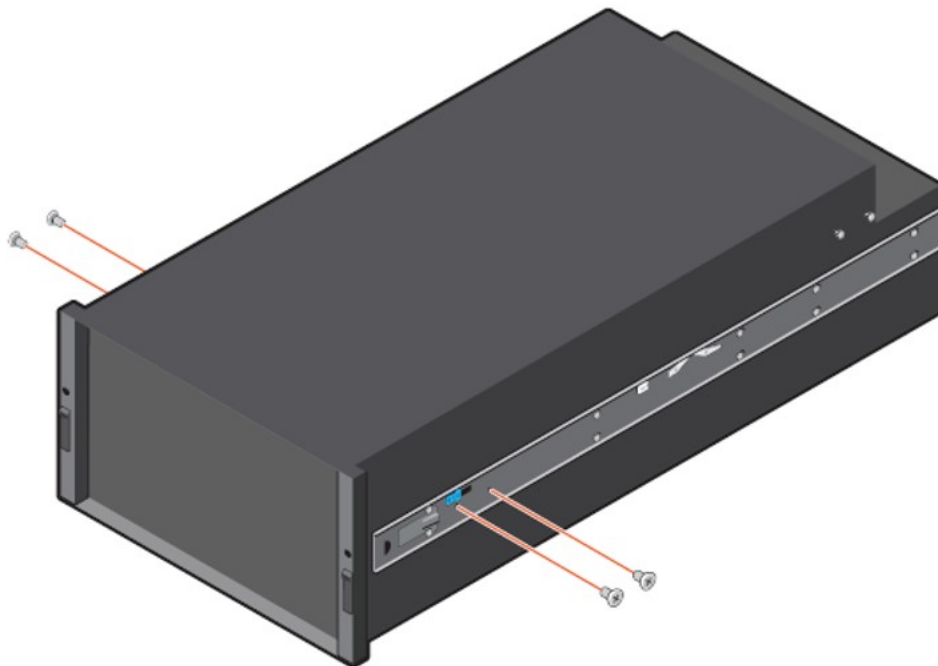


Figure 17. Shipping screws on the inner rails

**NOTE:** For rack level shipping, the shipping screws must be installed on the inner rails.

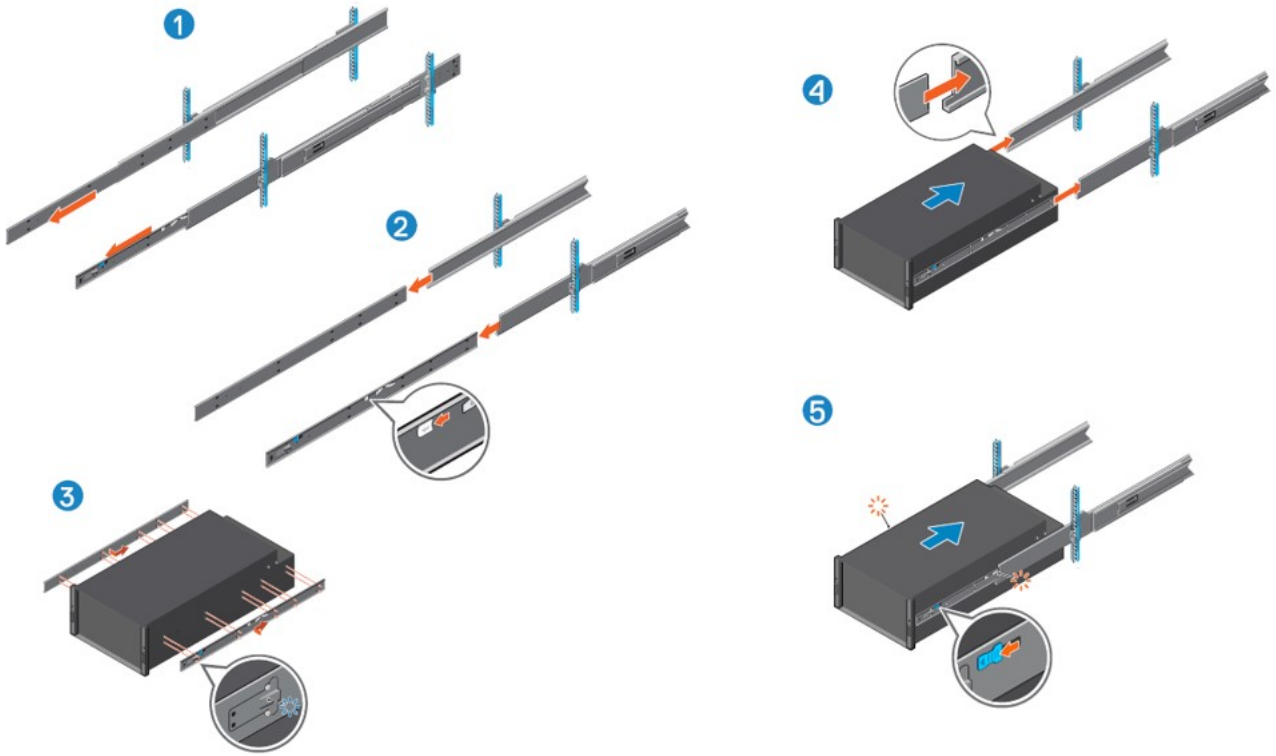


Figure 18. Installing Stab-in Rails to the system

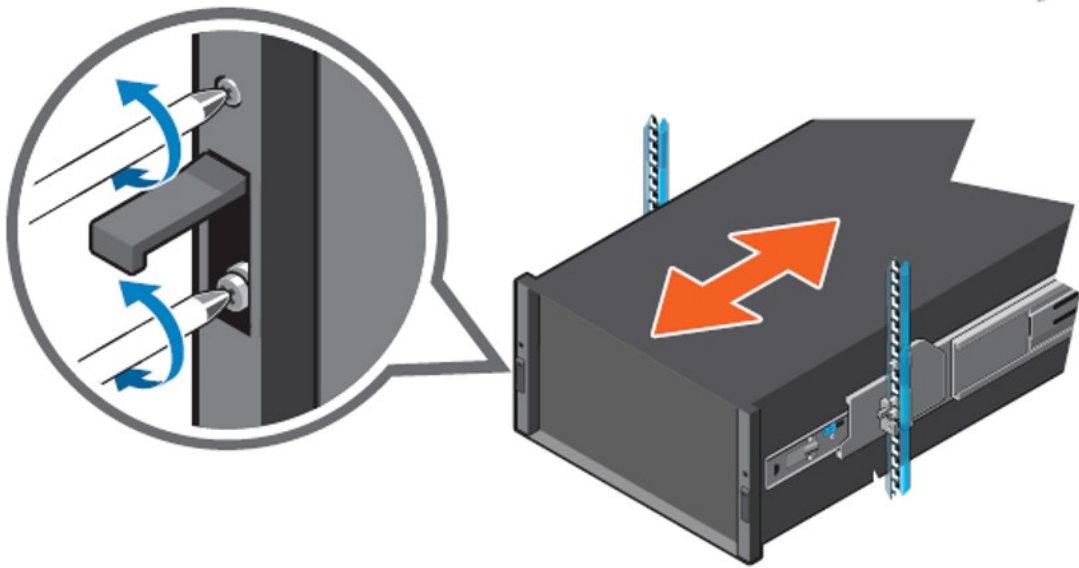


Figure 19. Securing the system to the rails

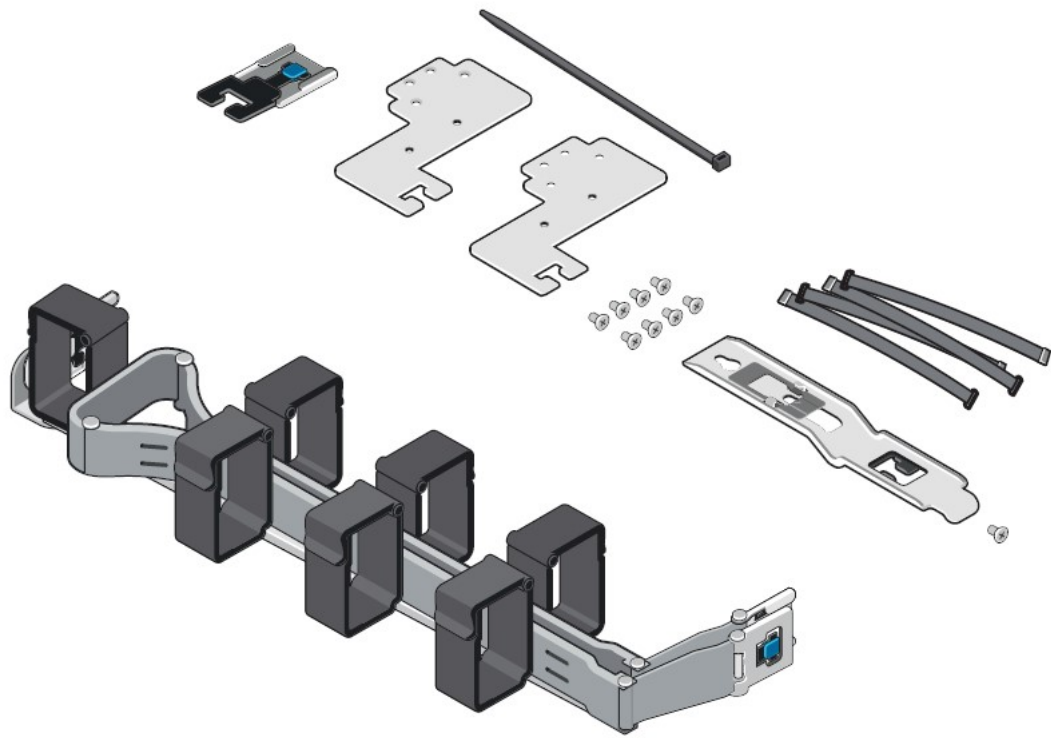


Figure 20. CMA kit contents

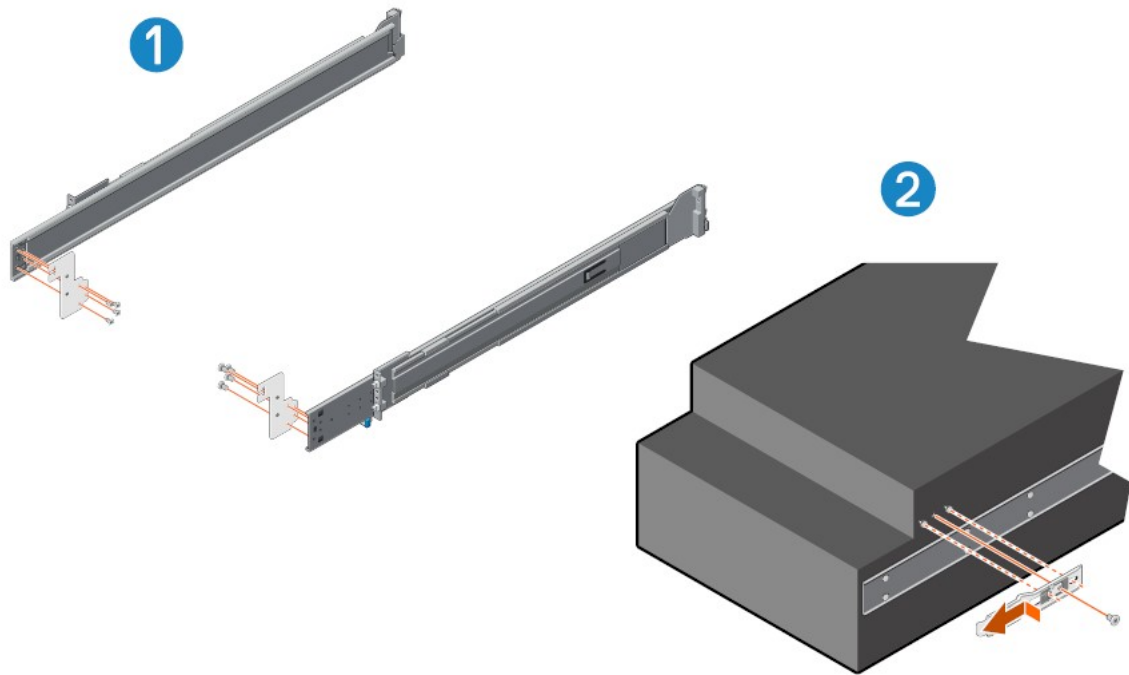


Figure 21. CMA bracket installation



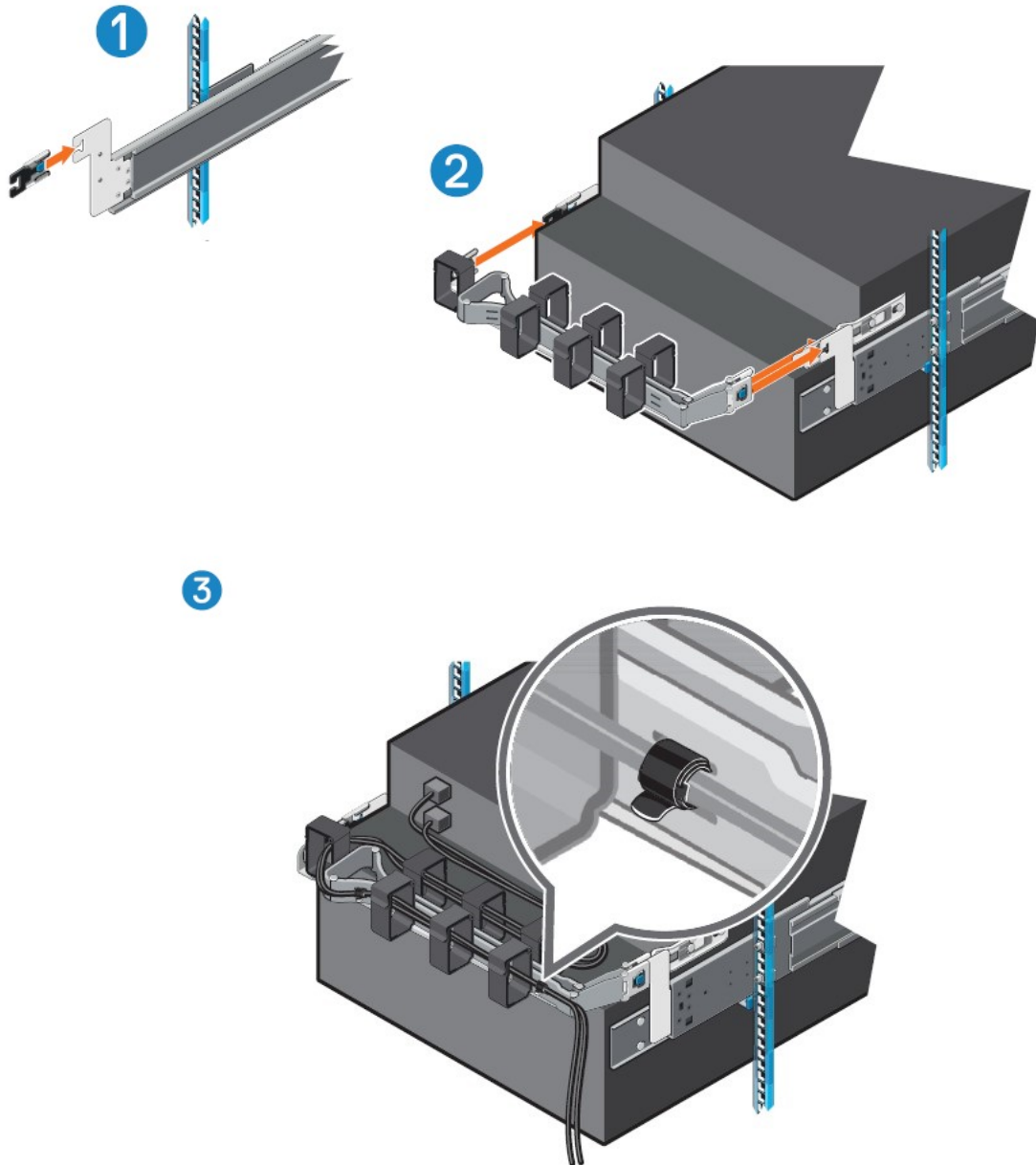


Figure 22. CMA attachment installations

**NOTE:** CMA attachment brackets are installed after installing system into the rack.



Figure 23. System Information Label

# Operating Systems and Virtualization

## Topics:

- [Supported operating systems](#)

## Supported operating systems

The PowerEdge XE9680 supports the following operating systems:

- Canonical Ubuntu Server LTS
- Red Hat Enterprise Linux
- SUSE Linux Enterprise Server

# Dell OpenManage Systems Management

Dell delivers management solutions that help IT administrators effectively deploy, update, monitor, and manage IT assets. OpenManage solutions and tools enable you to quickly respond to problems by helping them to manage Dell servers efficiently; in physical, virtual, local, and remote environments; all without the need to install an agent in the operating system.

The OpenManage portfolio includes:

- Innovative embedded management tools - integrated Dell Remote Access Controller (iDRAC)
- Consoles - OpenManage Enterprise
- Extensible with plug-ins - OpenManage Power Manager
- Update tools - Repository Manager

Dell has developed comprehensive systems management solutions that are based on open standards and has integrated with management consoles from partners such as Microsoft and VMware, allowing advanced management of Dell servers. Dell management capabilities extend to offerings from the industry's top systems management vendors and frameworks such as Ansible, Splunk, and ServiceNow. OpenManage tools automate the full span of server life cycle management activities along with powerful RESTful APIs to script or integrate with your choice of frameworks.

For more information about the entire OpenManage portfolio, see:

- The latest [Dell Systems Management Overview Guide](#).

## Topics:

- [Integrated Dell Remote Access Controller \(iDRAC\)](#)
- [Systems Management software support matrix](#)

## Integrated Dell Remote Access Controller (iDRAC)

iDRAC9 delivers advanced, agent-free, local and remote server administration. Embedded in every PowerEdge server, iDRAC9 provides a secure means to automate a multitude of common management tasks. Because iDRAC is embedded within every PowerEdge server, there is no additional software to install; just plug in power and network cables, and iDRAC is ready to go. Even before installing an operating system (operating system) or hypervisor, IT administrators have a complete set of server management features at their fingertips.

With iDRAC9 in-place across the Dell PowerEdge portfolio, the same IT administration techniques and tools can be applied throughout. This consistent management platform allows easy scaling of PowerEdge servers as an organization's infrastructure grows. Customers can use the iDRAC RESTful API for the latest in scalable administration methods of PowerEdge servers. With this API, iDRAC enables support for the Redfish standard and enhances it with Dell extensions to optimize at-scale management of PowerEdge servers. By having iDRAC at the core, the entire OpenManage portfolio of Systems Management tools allows every customer to tailor an effective, affordable solution for any size environment.

Zero Touch Provisioning (ZTP) is embedded in iDRAC. ZTP - Zero Touch Provisioning is Intelligent Automation Dell's agent-free management puts IT administrators in control. Once a PowerEdge server is connected to power and networking, that system can be monitored and fully managed, whether you're standing in front of the server or remotely over a network. In fact, with no need for software agents, an IT administrator can: · Monitor · Manage · Update · Troubleshoot and remediate Dell servers With features like zero-touch deployment and provisioning, iDRAC Group Manager, and System Lockdown, iDRAC9 is purpose-built to make server administration quick and easy. For those customers whose existing management platform utilizes in-band management, Dell does provide iDRAC Service Module, a lightweight service that can interact with both iDRAC9 and the host operating system to support legacy management platforms.

When ordered with DHCP enabled from the factory, PowerEdge servers can be automatically configured when they are initially powered up and connected to your network. This process uses profile-based configurations that ensure each server is configured per your specifications. This feature requires an iDRAC Enterprise license.

iDRAC9 offers following license tiers:

**Table 27. iDRAC9 license tiers**

| License           | Description                                                                                                                                                                                                                                                                                                                                                                                              |
|-------------------|----------------------------------------------------------------------------------------------------------------------------------------------------------------------------------------------------------------------------------------------------------------------------------------------------------------------------------------------------------------------------------------------------------|
| iDRAC9 Basic      | <ul style="list-style-type: none"> <li>Available only on 100-500 series rack/tower</li> <li>Basic instrumentation with iDRAC web UI</li> <li>For cost conscious customers that see limited value in management</li> </ul>                                                                                                                                                                                |
| iDRAC9 Express    | <ul style="list-style-type: none"> <li>Default on 600+ series rack/tower, modular, and XR series</li> <li>Includes all features of Basic</li> <li>Expanded remote management and server life-cycle features</li> </ul>                                                                                                                                                                                   |
| iDRAC9 Enterprise | <ul style="list-style-type: none"> <li>Available as an upsell on all servers</li> <li>Includes all features of Basic and Express. Includes key features such as virtual console, AD/LDAP support, and more</li> <li>Remote presence features with advanced, Enterprise-class, management capabilities</li> </ul>                                                                                         |
| iDRAC9 Datacenter | <ul style="list-style-type: none"> <li>Available as an upsell on all servers</li> <li>Includes all features of Basic, Express, and Enterprise. Includes key features such as telemetry streaming, Thermal Manage, automated certificate management, and more</li> <li>Extended remote insight into server details, focused on high end server options, granular power, and thermal management</li> </ul> |

For a full list of iDRAC features by license tier, see [Integrated Dell Remote Access Controller 9 User's Guide](#) at [Dell.com](#).

For more details on iDRAC9 including white papers and videos, see:

- [Support for Integrated Dell Remote Access Controller 9 \(iDRAC9\)](#) on the [Knowledge Base](#) page at [Dell.com](#)

## Systems Management software support matrix

**Table 28. Systems Management software support matrix**

| Categories                               | Features                                                                 | PE mainstream |
|------------------------------------------|--------------------------------------------------------------------------|---------------|
| Embedded Management and In-band Services | iDRAC9 (Express, Enterprise, and Datacenter licenses)                    | Supported     |
|                                          | OpenManage Mobile                                                        | Not Supported |
|                                          | OM Server Administrator (OMSA)                                           | Supported     |
|                                          | iDRAC Service Module (iSM)                                               | Supported     |
|                                          | Driver Pack                                                              | Not Supported |
| Change Management                        | Update Tools (Repository Manager, DSU, Catalogs)                         | Supported     |
|                                          | Server Update Utility                                                    | Not Supported |
|                                          | Lifecycle Controller Driver Pack                                         | Supported     |
|                                          | Bootable ISO                                                             | Supported     |
| Console and Plug-ins                     | OpenManage Enterprise                                                    | Supported     |
|                                          | Power Manager Plug-in                                                    | Supported     |
|                                          | Update Manager Plug-in                                                   | Supported     |
|                                          | SupportAssist Plug-in                                                    | Supported     |
|                                          | CloudIQ                                                                  | Supported     |
| Integrations and connections             | OM Integration with VMware Vcenter/vROps                                 | Supported     |
|                                          | OM Integration with Microsoft System Center (OMIMSC)                     | Not Supported |
|                                          | Integrations with Microsoft System Center and Windows Admin Center (WAC) | Not Supported |

**Table 28. Systems Management software support matrix (continued)**

| <b>Categories</b>         | <b>Features</b>                                     | <b>PE mainstream</b> |
|---------------------------|-----------------------------------------------------|----------------------|
|                           | ServiceNow                                          | Supported            |
|                           | Ansible                                             | Supported            |
|                           | Third-party Connectors (Nagios, Tivoli, Microfocus) | Supported            |
| Security                  | Secure Enterprise Key Management                    | Supported            |
|                           | Secure Component Verification                       | Supported            |
| Standard operating system | Red Hat Enterprise Linux, SUSE, Ubuntu              | Supported (Tier-1)   |

# Appendix D: Service and support

## Topics:

- [Default support levels](#)
- [Other services and support information](#)

## Default support levels

This system offers 3 years Dell ProSupport Next Business Day (NBD), including 24x7 phone support and NBD parts and labor support.

## Default deployment levels

This system offers **Dell Basic Deployment** including onsite hardware installation and software configuration. Optionally, the customer may choose to any of the factory or field deployment offers listed below.

## Other services and support information

Dell Technologies Services include a wide, customizable range of service options to simplify the assessment, design, implementation, management and maintenance of IT environments and to help transition from platform to platform.

Depending on the current business requirements and correct level of service for customers, we provide factory, onsite, remote, modular, and specialized services that fit the customer requirements and budget. We will help with a little or a lot, based on the customers choice, and provide access to our global resources.

## Dell deployment services

### Dell ProDeploy Infrastructure Suite

ProDeploy Infrastructure Suite provides a variety of deployment offerings that satisfy a customer's unique needs. It is made up of 5 offers: ProDeploy Configuration Services, ProDeploy Rack Integration Services, Basic Deployment, ProDeploy, and ProDeploy Plus.

# ProDeploy Infrastructure Suite for servers

## Versatile choices for accelerated deployments

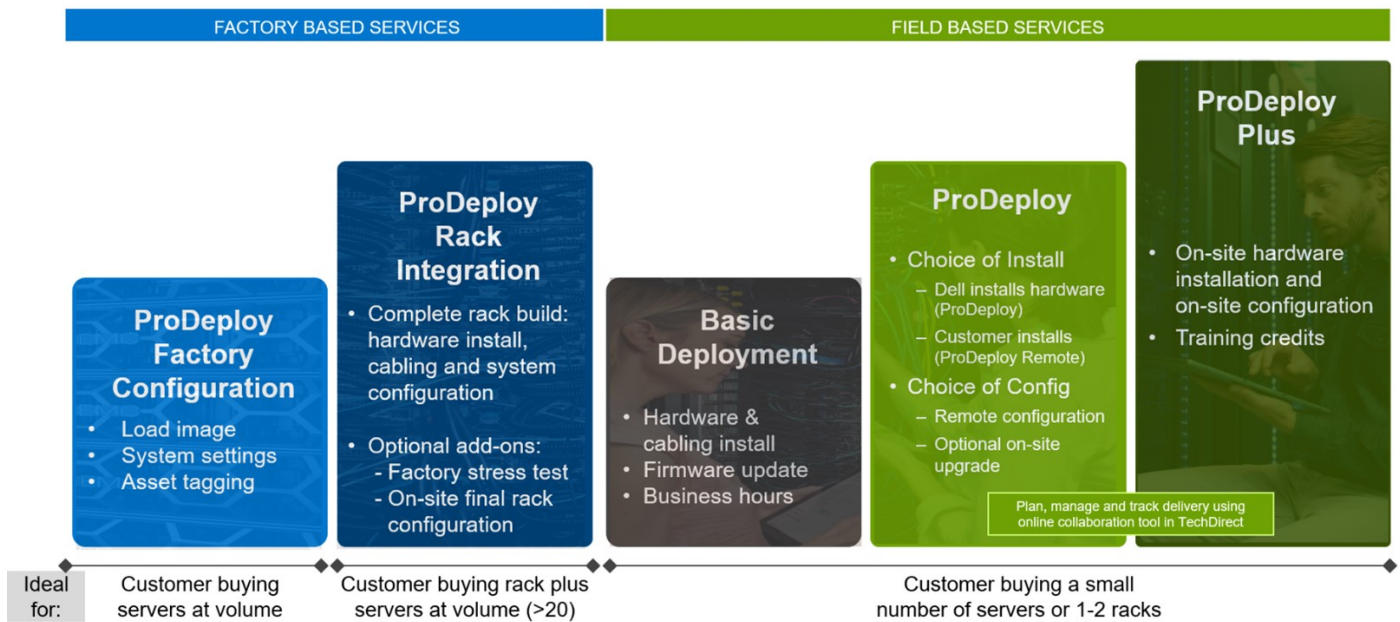


Figure 24. ProDeploy Infrastructure Suite for servers

The new Factory Services consist of two tiers of deployment that happen prior to shipping to the customer's site.

### Factory Based Services:

- ProDeploy Factory Configuration - Ideal for customers buying servers in volume and seeking pre-configuration prior to shipping such as: custom image, system settings, and asset tagging so it arrives ready to use out of the box. Furthermore, servers can be packaged and bundled to meet specific shipping and distribution requirements for each customer location to facilitate the rollout process. Upsell one of the field based services (below) if a customer needs assistance with the final server installation.
- ProDeploy Rack Integration - Ideal for customers seeking to build out fully integrated racks prior to shipping. These rack builds include hardware install, cabling, and full system configuration. You can also add-on a factory stress test and optional on-site final rack configuration to complete the rack installation.
  - STANDARD SKUs for Rack Integration is available in US only and requires:
    - 20 or more devices (R and C series servers and all Dell or non-Dell switches). Use Informational SKUs for Dell switches or 3rd party products
    - Shipping to contiguous US
  - USE CUSTOM QUOTE for Rack Integration for:
    - All countries except USA
    - Racks containing less than 20 servers
    - Any rack that includes VxRail or Storage
    - Shipping outside contiguous US
    - Shipping to multiple locations

### Field Based Services:

- Basic Deployment consists of the hardware installation, cabling and firmware update during normal standard business hours. Basic Deployment is traditionally sold to Competency Enabled Partners. Competency enabled partners often have Dell do the hardware installation while they complete the software configuration.
- ProDeploy consists of your hardware installation and configuration of the software using offshore resources. ProDeploy is great for customers who are price sensitive or who are remote from their data centers and don't require an onsite presence.
- ProDeploy Plus will give you in-region or onsite resources to complete the engagement for the customer. It also comes with additional features such as Post Deployment Configuration Assistance and Training Credits.

# ProDeploy Infrastructure Suite | Factory services

## FACTORY BASED SERVICES

|                        |                                                                               | ProDeployFactory Configuration | ProDeploy Rack Integration |
|------------------------|-------------------------------------------------------------------------------|--------------------------------|----------------------------|
| Asset configuration    | Single point of contact for project management                                | ●                              | ●                          |
|                        | RAID, BIOS and iDRAC configuration                                            | ●                              | ●                          |
|                        | Firmware freeze                                                               | ●                              | ●                          |
|                        | Asset Tagging and Reporting                                                   | ●                              | ●                          |
|                        | Customer system image                                                         | ●                              | ●                          |
| Factory implementation | Site readiness review and implementation planning                             | -                              | ●                          |
|                        | Hardware racking and cabling                                                  | -                              | ●                          |
|                        | SAM engagement for ProSupport Plus entitled accounts/devices                  | -                              | ●                          |
|                        | Deployment verification, documentation, and knowledge transfer                | ●                              | ●                          |
| Delivery               | White glove logistics                                                         | -                              | ●                          |
|                        | Onsite final configuration                                                    | -                              | Onsite add-on              |
|                        | Install support software and connect with Dell Technologies                   | -                              | Onsite add-on              |
|                        | Basic Deployment                                                              | Optional onsite installation   | -                          |
| Online oversight       | Online collaborative environment for planning, managing and tracking delivery | -                              | ●                          |

<sup>1</sup> ProDeployRack Integration Services are currently only available within the United States. Custom rack integration services are still available globally.\*

Dell Technologies

Figure 25. ProDeploy Infrastructure Suite - Factory services

# ProDeploy Infrastructure Suite | Field services

|                  |                                                                                                                                    | Basic Deployment | ProDeploy                 | ProDeploy Plus |
|------------------|------------------------------------------------------------------------------------------------------------------------------------|------------------|---------------------------|----------------|
| Pre-deployment   | Single point of contact for project management                                                                                     | ●                | ●                         | In-region      |
|                  | Site readiness review                                                                                                              | -                | ●                         | ●              |
|                  | Implementation planning <sup>1</sup>                                                                                               | -                | ●                         | ●              |
|                  | SAM engagement for ProSupport Plus entitled devices                                                                                | -                | -                         | ●              |
| Deployment       | Deployment service hours                                                                                                           | Business hours   | 24x7                      | 24x7           |
|                  | Onsite hardware installation and packaging material removal <sup>2</sup> or remote guidance for hardware installation <sup>1</sup> | ●                | Remote guidance or onsite | Onsite         |
|                  | Install and configure system software                                                                                              | -                | Remote                    | Onsite         |
|                  | Install support software and connect with Dell Technologies                                                                        | -                | ●                         | ●              |
|                  | Project documentation with knowledge transfer                                                                                      | -                | ●                         | ●              |
| Post-deployment  | Deployment verification                                                                                                            | -                | ●                         | ●              |
|                  | Configuration data transfer to Dell Technologies technical support                                                                 | -                | ●                         | ●              |
|                  | 30-days of post-deployment configuration assistance                                                                                | -                | -                         | ●              |
|                  | Training credits for Dell Technologies Education Services                                                                          | -                | -                         | ●              |
| Online oversight | Online collaborative environment in <a href="#">TechDirect</a> for planning, managing and tracking delivery <sup>3</sup>           | -                | ●                         | ●              |

<sup>1</sup> Remote option includes project specific instructions, documentation and live expert guidance for hardware installation. Option available for select hardware. [List is available in the backup portion of this customer presentation](#)

<sup>2</sup> Packaging removal included with onsite hardware installation

<sup>3</sup> Included with ProDeploy or ProDeploy Plus, Not included with Basic Deployment

Figure 26. ProDeploy Infrastructure Suite - Field services

## Dell ProDeploy Plus for Infrastructure

From beginning to end, ProDeploy Plus provides the skill and scale that is must successfully perform demanding deployments in today's complex IT environments. Certified Dell experts start with extensive environmental assessments and detailed migration



planning and recommendations. Software installation includes set up of our enterprise connectivity solution (secure connect gateway) and OpenManage system management utilities.

Postdeployment configuration assistance, testing, and product orientation services are also available.

## Dell ProDeploy for Infrastructure

ProDeploy provides full-service installation and configuration of both server hardware and system software by certified deployment engineers including set up of leading operating systems and hypervisors as well our enterprise connectivity solution (secure connect gateway) and OpenManage system management utilities. To prepare for the deployment, we conduct a site readiness review and implementation planning exercise. System testing, validation, and full project documentation with knowledge transfer complete the process.

## Dell Basic Deployment

Basic Deployment delivers worry-free professional installation by experienced technicians who know Dell servers inside and out.

## Additional Deployment Services

You can tailor the ProDeploy Infrastructure Suite offer to meet your customer's unique needs by leveraging "Additional Deployment Time." ADT will cover additional tasks above the normal scope of the standard offers. ADT can be sold for Project Management or Technical Resources and is sold as blocks of four hours remote or eight hours on-site.

## Dell ProDeploy for HPC (available in US/Canada only. All other regions use custom)

HPC deployments require specialists that understand that cutting edge is yesterday's news. Dell deploys the world 's fastest systems and understands the nuances that make them perform. ProDeploy for HPC provides:

- Global team of dedicated HPC specialists
- Proven track record, thousands of successful HPC deployments
- Design validation, benchmarking, and product orientation

Learn more at [Dell.com/HPC-Services](https://Dell.com/HPC-Services).

# ProDeploy Expansion for HPC

\*Available as standard SKUs in US & Canada and as custom quote in APJC, EMEA, LATAM

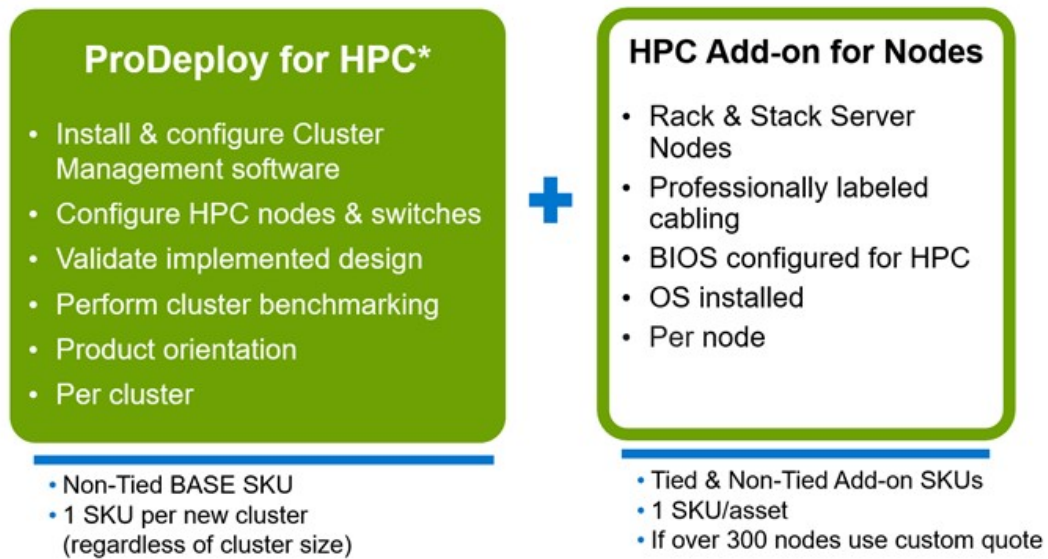


Figure 27. ProDeploy Expansion for HPC

## Dell custom deployment Services

Dell custom rack integration and other Dell configuration services help customers save time by providing systems that are racked, cabled, tested, and ready to be integrated into the data center. Dell support preconfigure RAID, BIOS and iDRAC settings, install system images, and even install third-party hardware and software.

For more information, see [Server Configuration Services](#).

## Dell Residency Services

Residency Services help customers transition to new capabilities quickly with the assistance of onsite or remote Dell experts whose priorities and time they control.

Residency experts can provide post implementation management and knowledge transfer that is related to a new technology acquisition or day-to-day operational management of the IT infrastructure.

## Dell Data Migration Services

Protect business and data of the customer with our single point of contact to manage data migration projects.

A customer project manager works with our experienced team of experts to create a plan using industry-leading tools and proven processes that are based on global best practices to migrate existing files and data, so business systems are up and running quickly and smoothly.

# Dell Enterprise Support Services

## Dell ProSupport Enterprise Suite

With the ProSupport Enterprise Suite, we help keep IT systems running smoothly, so customers can focus on running their business. We help maintain peak performance and availability of the most essential workloads. ProSupport Enterprise Suite is a suite of support services that enable customers to build the solution that is right for their organization. They choose support models that are based on how they use technology and where they want to allocate resources. From the desktop to the data center, address everyday IT challenges, such as unplanned downtime, mission-critical needs, data and asset protection, support planning, resource allocation, software application management and more. Optimize customer IT resources by choosing the right support model.

**Table 29. ProSupport Enterprise Suite**

| Service                     | Support model                  | Description                                                                                                               |
|-----------------------------|--------------------------------|---------------------------------------------------------------------------------------------------------------------------|
| ProSupport Enterprise Suite | ProSupport Plus for Enterprise | Proactive, predictive, and reactive support for systems that look after your business-critical applications and workloads |
|                             | ProSupport for Enterprise      | Comprehensive 24 x 7 predictive and reactive support for hardware and software                                            |
|                             | Basic hardware support         | Reactive hardware support during normal business hours                                                                    |

## Dell ProSupport Plus for Enterprise


When customers purchase PowerEdge server, we recommend ProSupport Plus, our proactive and preventative support service for business-critical systems. ProSupport Plus provides all the benefits of ProSupport, plus the following:

- An assigned Services Account Manager who knows their business and environment
- Immediate advanced troubleshooting from an engineer
- Personalized, preventive recommendations that are based on analysis of support trends and best practices from across the Dell Technologies infrastructure solutions customer base to reduce support issues and improve performance
- Predictive analysis for issue prevention and optimization that is enabled by secure connect gateway technology
- Proactive monitoring, issue detection, notification, and automated case creation for accelerated issue resolution enabled by secure connect gateway
- On-demand reporting and analytics-based recommendations that are enabled by secure connect gateway and TechDirect

## Dell ProSupport for Enterprise

ProSupport service offers highly trained experts around the clock and around the globe to address IT needs. We help minimize disruptions and maximize availability of PowerEdge server workloads with:

- 24x7 support through phone, chat and online
- Predictive, automated tools and innovative technology
- A central point of accountability for all hardware and software issues
- Collaborative third-party support
- Hypervisor, operating system and application support
- Consistent experience regardless of where customers are located or what language they speak

 **NOTE:** Subject to service offer country or region availability.

- Optional onsite parts and labor response options including next business day or four-hour mission critical

| ProSupport Enterprise Suite<br>Feature Comparison                                                                       |                   |                                              |                                               |
|-------------------------------------------------------------------------------------------------------------------------|-------------------|----------------------------------------------|-----------------------------------------------|
|                                                                                                                         | Basic             | ProSupport                                   | ProSupport Plus                               |
| Remote technical support                                                                                                | 9x5               | 24x7                                         | 24x7                                          |
| Covered products                                                                                                        | Hardware          | Hardware<br>Software                         | Hardware<br>Software                          |
| Onsite hardware support                                                                                                 | Next business day | Next business day or<br>4hr mission critical | Next business day or<br>4 hr mission critical |
| 3 <sup>rd</sup> party collaborative assistance                                                                          |                   | ●                                            | ●                                             |
| Self-service case initiation and management                                                                             |                   | ●                                            | ●                                             |
| Access to software updates                                                                                              |                   | ●                                            | ●                                             |
| Proactive storage health monitoring, predictive analytics and anomaly detection with CloudIQ and the CloudIQ mobile app |                   | ●                                            | ●                                             |
| Priority access to specialized support experts                                                                          |                   |                                              | ●                                             |
| Predictive detection of hardware failures                                                                               |                   |                                              | ●                                             |
| 3 <sup>rd</sup> party software support                                                                                  |                   |                                              | ●                                             |
| An assigned Service Account Manager                                                                                     |                   |                                              | ●                                             |
| Proactive, personalized assessments and recommendations                                                                 |                   |                                              | ●                                             |
| Proactive systems maintenance                                                                                           |                   |                                              | ●                                             |

Availability and terms of Dell Technologies Services vary by region and by product. For more information, please view our [service descriptions](#).

Internal Use - Confidential 23 of 117 © Copyright 2022 Dell Inc. **DELL** Technologies

Figure 28. ProSupport Enterprise Suite

## Dell ProSupport One for Data Center

ProSupport One for Data Center offers flexible site-wide support for large and distributed data centers with more than 1,000 assets. This offering is built on standard ProSupport components that leverage our global scale but are tailored to a customer's needs. While not for everyone, this service option offers a truly unique solution for Dell Technologies largest customers with the most complex environments.

- Team of assigned Services Account Managers with remote, on-site options
- Assigned ProSupport One technical and field engineers who are trained on the customer's environment and configurations
- On-demand reporting and analytics-based recommendations that are enabled by secure connect gateway and TechDirect
- Flexible on-site support and parts options that fit their operational model
- A tailored support plan and training for their operations staff

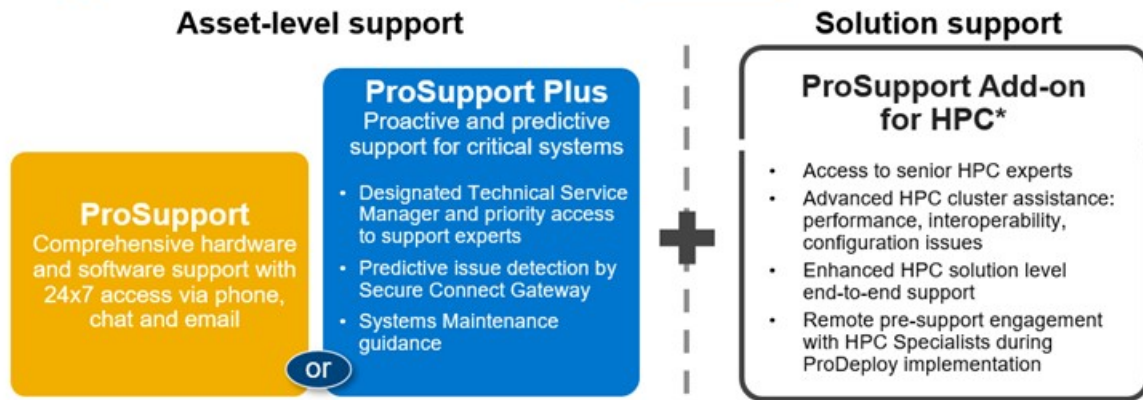
## Dell ProSupport Add-on for HPC

The ProSupport Add-on for HPC provides solution-aware support including:

- Access to senior HPC experts
- Advanced HPC cluster assistance: performance, interoperability, and configuration
- Enhanced HPC solution level end-to-end support
- Remote presupport engagement with HPC Specialists during ProDeploy implementation

Learn more at [Dell.com/HPC-Services](https://Dell.com/HPC-Services).

# ProSupport Add-on for HPC is an add-on to PS or PSP



### Eligibility

- All server, storage, and networking nodes in cluster must have PS or PSP **AND** PS Add-on for HPC attached
- All HW expansions to clusters must attach PS or PSP **AND** PS Add-on for HPC
- To retrofit an entire existing cluster with PS Add-on for HPC:
  1. HPC Specialists must review and validate the existing cluster
  2. PS or PSP **AND** the PS Add-on for HPC (APOS) must be attached to all server, storage and networking nodes

\*Available in standard SKUs in NA and EMEA and as custom quote in APJC & LATAM

DELLTechnologies

Figure 29. ProSupport Add-on for HPC is an add-on to PS or PSP

## Support Technologies

Powering the support experience with predictive, data-driven technologies.

**NOTE:** SupportAssist Enterprise capabilities are now part of the secure connect gateway technology.

## Enterprise connectivity

The best time to solve a problem is before it happens. The automated proactive and predictive support features enabled by the secure connect gateway technology helps reduce steps and time to resolution, often detecting issues before they become a crisis. The gateway technology is available in virtual and application editions. It is also implemented as a direct connect version for select Dell hardware and a Services plugin within OpenManage Enterprise for PowerEdge servers. The legacy SupportAssist Enterprise solution has been retired and is now replaced by the secure connect gateway solutions.

Benefits include:

- Value: Our connectivity solutions are available to all customers at no additional charge
- Improve productivity: Replace manual, high-effort routines with automated support
- Accelerate time to resolution: Receive issue alerts, automatic case creation, and proactive contact from Dell experts
- Gain insight and control: Optimize enterprise devices with insights in portals reporting like TechDirect, and get predictive issue detection before the problem starts

**NOTE:** Connect devices can access these features. Features vary depending on the service level agreement for the connected device. ProSupport Plus customers experience the full set of automated support capabilities.

Table 30. Features enabled by connectivity

|                                                                   | Basic hardware warranty | ProSupport | ProSupport Plus |
|-------------------------------------------------------------------|-------------------------|------------|-----------------|
| Automated issue detection and system state information collection | Supported               | Supported  | Supported       |
| Proactive, automated case creation and notification               | Not supported           | Supported  | Supported       |

**Table 30. Features enabled by connectivity (continued)**

|                                                   | <b>Basic hardware warranty</b> | <b>ProSupport</b> | <b>ProSupport Plus</b> |
|---------------------------------------------------|--------------------------------|-------------------|------------------------|
| Predictive issue detection for failure prevention | Not supported                  | Not supported     | Supported              |

Get started at [DellTechnologies.com/secureconnectgateway](https://DellTechnologies.com/secureconnectgateway).

## Dell TechDirect

TechDirect helps boost IT team productivity when supporting Dell systems.

Boost your productivity with online service for Dell products from TechDirect. From deployment to technical support, TechDirect lets you do more with less effort and faster resolution. You can:

- Open and manage support requests or in-warranty systems
- Execute online self-service for parts dispatch
- Collaborate on ProDeploy infrastructure deployment projects online
- Manage proactive and predictive alerts from secure connect gateway technology that help maximize uptime
- Integrate services functionality into your help desk with TechDirect APIs
- Join over 10,000 companies that choose TechDirect


Register at [TechDirect.Dell.com](https://TechDirect.Dell.com).

## Dell Technologies Consulting Services

Our expert consultants help customers transform faster, and quickly achieve business outcomes for the high value workloads Dell PowerEdge systems can handle. From strategy to full-scale implementation, Dell Technologies Consulting can help determine how to perform IT, workforce, or application transformation. We use prescriptive approaches and proven methodologies that are combined with portfolio and partner ecosystem of Dell Technologies to help achieve real business outcomes. From multi cloud, applications, DevOps, and infrastructure transformations, to business resiliency, data center modernization, analytics, workforce collaboration, and user experiences-we are here to help.

## Dell Managed Services

Some customers prefer Dell to manage the complexity and risk of daily IT operations, Dell Managed Services utilizes proactive, AI enabled delivery operations and modern automation to help customers realize desired business outcomes from their infrastructure investments. With these technologies, our experts run, update and fine-tune customer environments aligned with service levels, while providing environment-wide and down-to-the-device visibility. There are two types of managed service offers. First the outsourcing model or CAPEX model where Dell manages the customer owned assets using our people and tools. The second is the as-a-Service model or OPEX model called APEX. In this service, Dell owns all technology and all the management of it. Many customers will have a blend of the two management types depending on the goals of the organization.

| <b>Managed</b>                                                                                                                                                                                                                                                                                                                                          | Outsourcing or CAPEX model                                                        | <b>APEX</b>                                                                                                                                                                                                                                      | as-a-Service or OPEX model |
|---------------------------------------------------------------------------------------------------------------------------------------------------------------------------------------------------------------------------------------------------------------------------------------------------------------------------------------------------------|-----------------------------------------------------------------------------------|--------------------------------------------------------------------------------------------------------------------------------------------------------------------------------------------------------------------------------------------------|----------------------------|
| <p>We manage your technology using our people and tools.<sup>1</sup></p> <ul style="list-style-type: none"> <li>• Managed detection and response*</li> <li>• Technology Infrastructure</li> <li>• End-user (PC/desktop)</li> <li>• Service desk operations</li> <li>• Cloud Managed (Pub/Private)</li> <li>• Office365 or Microsoft Endpoint</li> </ul> |  | <p>We own all technology so you can off-load all IT decisions.</p> <ul style="list-style-type: none"> <li>• APEX Cloud Services</li> <li>• APEX Flex on Demand elastic capacity</li> <li>• APEX Data Center Utility pay-per-use model</li> </ul> |                            |

1 – Some minimum device counts may apply. Order via: [ClientManagedServices.sales@dell.com](mailto:ClientManagedServices.sales@dell.com)

\* Managed detection and response covers the security monitoring of laptops, servers, & virtual servers. Min. 50 devices combined. No Networking or Storage-only systems [SAN/NAS]. Available in 32 countries. [Details here](#)

**Figure 30. Dell Managed Services**

## Dell Technologies Education Services

Build the IT skills required to influence the transformational outcomes of the business. Enable talent and empower teams with the right skills to lead and perform transformational strategy that drives competitive advantage. Leverage the training and certification required for real transformation.

Dell Technologies Education Services offers PowerEdge server training and certifications that are designed to help customers achieve more from their hardware investment. The curriculum delivers the information and the practical, firsthand skills that their team must confidently install, configure, manage, and troubleshoot Dell servers.

To learn more or register for a class today, see [Education.Dell.com](http://Education.Dell.com).

## Appendix A. Additional specifications

### Topics:

- Chassis dimensions
- System weight
- NIC port specifications
- Video specifications
- USB ports specifications
- PSU rating
- Environmental specifications

### Chassis dimensions

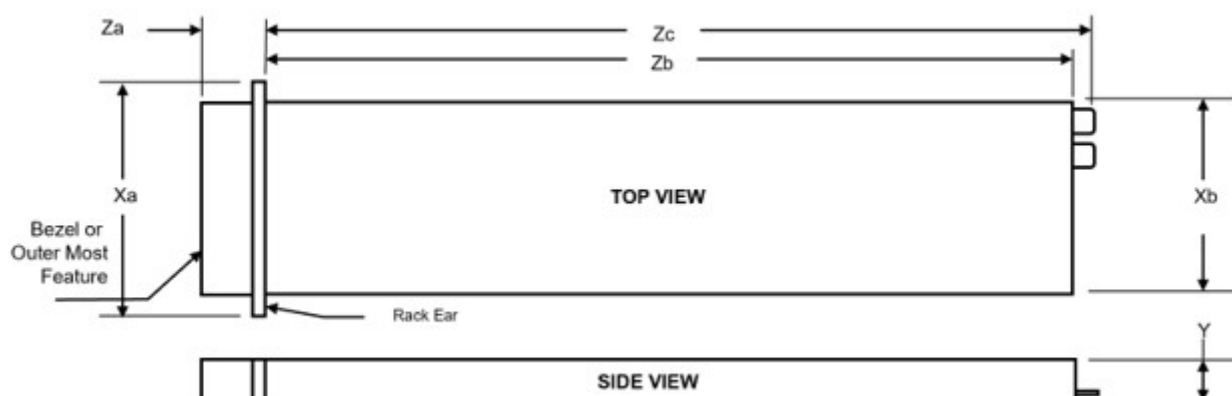


Figure 31. Chassis dimensions

Table 31. Chassis dimension for the PowerEdge XE9680 system

| Drives                                                                          | Xa                      | Xb                                                              | Y                       | Za                                                                      | Zb                                                                                                 | Zc                                      |
|---------------------------------------------------------------------------------|-------------------------|-----------------------------------------------------------------|-------------------------|-------------------------------------------------------------------------|----------------------------------------------------------------------------------------------------|-----------------------------------------|
| 16 x E3.s or 8 x 2.5-inch NVMe drives or system with no backplane configuration | 482.0 mm (18.97 inches) | 447.0 mm (17.59 inches, top)<br>434.0 mm (17.08 inches, bottom) | 263.2 mm (10.36 inches) | 35.77 mm (1.4 inches) With bezel<br>22.0 mm (0.87 inches) Without bezel | 855.5 mm (33.68 inches, top) Ear to rear wall<br>966 mm (38.03 inches, bottom) Ear to rear GPU fan | 973 mm (38.30 inches) Ear to Fan handle |

**NOTE:** Zb is the nominal rear wall external surface where the system board I/O connectors reside.

**NOTE:** Chassis length is longer than usual, need to consider potential interferences with rear mounted PDU or the rear rack door when installed on rack.



# System weight

**Table 32. Weight for the PowerEdge XE9680 system with 8 x 2U SSDs**

| System configuration                                                                               | Maximum weight (with all drives/SSDs) |
|----------------------------------------------------------------------------------------------------|---------------------------------------|
| XE9680 system with fully populated with H100                                                       | 107 kg (235.89 pounds)                |
| XE9680 system with fully populated with A100                                                       | 105 kg (231.48 pounds)                |
| XE9680 system L10, without 8 x U2 SSDs, 6 x PSUs, 1 x GPU module, 10 x PCIe cards, 1 x BOSS module | 70.19 kg (154.74 pounds)              |

**Table 33. Weight for the PowerEdge XE9680 system with 16 x E3.s SSDs**

| System configuration                                                                                  | Maximum weight (with all drives/SSDs) |
|-------------------------------------------------------------------------------------------------------|---------------------------------------|
| XE9680 system with fully populated with H100                                                          | 107.75 kg (237.55 pounds)             |
| XE9680 system with fully populated with A100                                                          | 106 kg (233.69 pounds)                |
| XE9680 system L10, without 16 x E3.s SSDs, 6 x PSUs, 1 x GPU module, 10 x PCIe cards, 1 x BOSS module | 70.76 kg (155.99 pounds)              |

**Table 34. PowerEdge system weight handling recommendations**

| Chassis weight        | Description                    |
|-----------------------|--------------------------------|
| 40 pounds - 70 pounds | Recommend two person to lift   |
| 70 pounds- 120 pounds | Recommend three person to lift |
| ≥ 121 pounds          | Recommend to use a server-lift |

 **CAUTION:** The system is heavy therefore can slide over and cause damage during installation and removal from a higher position on the rack.

# NIC port specifications

The PowerEdge XE9680 system supports up to two 10/100/1000 Mbps Network Interface Controller (NIC) ports embedded on the LAN on Motherboard (LOM) and integrated on the optional Open Compute Project (OCP) cards.

**Table 35. NIC port specification for the system**

| Feature            | Specifications                                                                                                       |
|--------------------|----------------------------------------------------------------------------------------------------------------------|
| LOM card           | 1 GbE x 2                                                                                                            |
| OCP card (OCP 3.0) | Intel 25 GbE x 4, Intel 25 GbE x 2 , Intel 10 GbE x 4, Broadcom 25 GbE x 4, Broadcom 10 GbE x 4, Broadcom 25 GbE x 2 |

# Video specifications

The system supports integrated Matrox G200 graphics controller with 16 MB of video frame buffer.

**Table 36. Supported front video resolution options for the system**

| Resolution  | Refresh rate (Hz) | Color depth (bits) |
|-------------|-------------------|--------------------|
| 1024 x 768  | 60                | 8, 16, 32          |
| 1280 x 800  | 60                | 8, 16, 32          |
| 1280 x 1024 | 60                | 8, 16, 32          |

**Table 36. Supported front video resolution options for the system (continued)**

| Resolution  | Refresh rate (Hz) | Color depth (bits) |
|-------------|-------------------|--------------------|
| 1360 x 768  | 60                | 8, 16, 32          |
| 1440 x 900  | 60                | 8, 16, 32          |
| 1600 x 900  | 60                | 8, 16, 32          |
| 1600 x 1200 | 60                | 8, 16, 32          |
| 1680 x 1050 | 60                | 8, 16, 32          |
| 1920 x 1080 | 60                | 8, 16, 32          |
| 1920 x 1200 | 60                | 8, 16, 32          |


**Table 37. Supported rear video resolution options for the system**

| Resolution  | Refresh rate (Hz) | Color depth (bits) |
|-------------|-------------------|--------------------|
| 1024 x 768  | 60                | 8, 16, 32          |
| 1280 x 800  | 60                | 8, 16, 32          |
| 1280 x 1024 | 60                | 8, 16, 32          |
| 1360 x 768  | 60                | 8, 16, 32          |
| 1440 x 900  | 60                | 8, 16, 32          |
| 1600 x 900  | 60                | 8, 16, 32          |
| 1600 x 1200 | 60                | 8, 16, 32          |
| 1680 x 1050 | 60                | 8, 16, 32          |
| 1920 x 1080 | 60                | 8, 16, 32          |
| 1920 x 1200 | 60                | 8, 16, 32          |

## USB ports specifications

**Table 38. PowerEdge XE9680 USB specifications**

| Front                                               |              | Rear                    |              |
|-----------------------------------------------------|--------------|-------------------------|--------------|
| USB port type                                       | No. of ports | USB port type           | No. of ports |
| USB 2.0-compliant port                              | One          | USB 3.0-compliant port  | One          |
| iDRAC Direct port (Micro-AB USB 2.0-compliant port) | One          | USB 2.0-compliant ports | One          |

 **NOTE:** The micro USB 2.0 compliant port can only be used as an iDRAC Direct or a management port.

## PSU rating

Below table lists the power capacity the PSUs in High/Low line operation mode.

**Table 39. PSUs Highline and Lowline Ratings**

| Features                      | 2800 W Platinum |
|-------------------------------|-----------------|
| Peak Power (Highline/-72 VDC) | 4760 W          |
| Highline/-72 VDC              | 2800 W          |

**Table 39. PSUs Highline and Lowline Ratings (continued)**

| Features                     | 2800 W Platinum |
|------------------------------|-----------------|
| Peak Power (Lowline/-40 VDC) | N/A             |
| Lowline/-40 VDC              | N/A             |
| Highline 240 VDC             | 2800 W          |
| DC-48-60 V                   | N/A             |

The PowerEdge XE9680 supports six of AC or DC power supplies.

Dell PSUs have achieved Platinum efficiency levels as shown in the table below.

**Table 40. PSU Efficiency Level**

| Form Factor    | Output    | Class    | 10%    | 20%    | 50%    | 100% |
|----------------|-----------|----------|--------|--------|--------|------|
| Redundant 86mm | 2800 W AC | Titanium | 90.00% | 94.00% | 96.00% | 94%  |

## Environmental specifications

**NOTE:** For additional information about environmental certifications, refer to the *Product Environmental Datasheet* located with the Manuals & Documents on [www.dell.com/support/home](http://www.dell.com/support/home).

**Table 41. Operational climatic range category A2**

| Temperature                                            | Specifications                                                                    |
|--------------------------------------------------------|-----------------------------------------------------------------------------------|
| Allowable continuous operations                        |                                                                                   |
| Temperature ranges for altitudes <= 900 m (<= 2953 ft) | 10–35°C (50–95°F) with no direct sunlight on the equipment                        |
| Humidity percent ranges (non-condensing at all times)  | 8% RH with -12°C minimum dew point to 80% RH with 21°C (69.8°F) maximum dew point |
| Operational altitude de-rating                         | Maximum temperature is reduced by 1°C/300 m (33.8°F/984 Ft) above 900 m (2953 Ft) |

**NOTE:** Certain system hardware configurations may require operating temperatures to be less than 28°C. For more information, see the Thermal air restrictions section.

**Table 42. Shared requirements across all categories**

| Temperature                                                                | Specifications                                                                                                                                                                                                                                          |
|----------------------------------------------------------------------------|---------------------------------------------------------------------------------------------------------------------------------------------------------------------------------------------------------------------------------------------------------|
| Allowable continuous operations                                            |                                                                                                                                                                                                                                                         |
| Maximum temperature gradient (applies to both operation and non-operation) | 20°C in an hour* (36°F in an hour) and 5°C in 15 minutes (41°F in 15 minutes), 5°C in an hour* (41°F in an hour) for tape<br><b>NOTE:</b> * - Per ASHRAE thermal guidelines for tape hardware, these are not instantaneous rates of temperature change. |
| Non-operational temperature limits                                         | -40 to 65°C (-104 to 149°F)                                                                                                                                                                                                                             |
| Non-operational humidity limits                                            | 5% to 95% RH with 27°C (80.6°F) maximum dew point                                                                                                                                                                                                       |
| Maximum non-operational altitude                                           | 12,000 meters (39,370 feet)                                                                                                                                                                                                                             |
| Maximum operational altitude                                               | 3,048 meters (10,000 feet)                                                                                                                                                                                                                              |

**Table 43. Maximum vibration specifications**

| Maximum vibration | Specifications                                                       |
|-------------------|----------------------------------------------------------------------|
| Operating         | 0.21 G <sub>rms</sub> at 5 Hz to 500 Hz (all operation orientations) |
| Storage           | 1.88 G <sub>rms</sub> at 10 Hz to 500 Hz for 15 minutes              |

**Table 44. Maximum shock pulse specifications**

| Maximum shock pulse | Specifications                                                                                                |
|---------------------|---------------------------------------------------------------------------------------------------------------|
| Operating           | Six consecutively executed shock pulses in the positive and negative x, y, and z axis of 6 G for up to 11 ms. |
| Storage             | Executed shock pulses in z axis (one pulse) of 71 G for up to 2ms                                             |

## Thermal restriction matrix

**Table 45. Thermal Restriction Matrix**

| CPU (W)                         | Heat sink type | Fan Type                            | 8 x 2.5-inch SAS/SATA/NVMe or 16 x E3.s |                           |                           |                           |
|---------------------------------|----------------|-------------------------------------|-----------------------------------------|---------------------------|---------------------------|---------------------------|
|                                 |                |                                     | ASHRAE A2 (Max 35° C)                   | Ambient Limit (Max 30° C) | Ambient Limit (Max 25° C) | Ambient Limit (Max 20° C) |
| Intel SPR 56C 8480+ CPU (350W)  | 2U CPU HPR HSK | High Performance Gold Fan (CPU Fan) | Supported                               |                           |                           |                           |
| Intel SPR 52C 8470 CPU (350W)   |                |                                     |                                         |                           |                           |                           |
| Intel SPR 48C 8468 CPU (350W)   |                |                                     |                                         |                           |                           |                           |
| Intel SPR 32C 6448Y CPU (225W)  |                |                                     |                                         |                           |                           |                           |
| Intel SPR 24C 6442Y CPU (225W)  |                |                                     |                                         |                           |                           |                           |
| Intel SPR 36C 8452Y CPU (300W)  |                |                                     |                                         |                           |                           |                           |
| Intel SPR 32C 8462Y+ CPU (300W) |                |                                     |                                         |                           |                           |                           |
| Intel SPR 40C 8460Y+ CPU (300W) |                |                                     |                                         |                           |                           |                           |

**Table 46. GPU/FPGA Thermal Restriction Matrix**

| TDP (W)                                    | Heat sink type        | Fan Type                            | 8 x 2.5-inch SAS/SATA/NVMe or 16 x E3.s |                           |                           |                           |
|--------------------------------------------|-----------------------|-------------------------------------|-----------------------------------------|---------------------------|---------------------------|---------------------------|
|                                            |                       |                                     | ASHRAE A2 (Max 35° C)                   | Ambient Limit (Max 30° C) | Ambient Limit (Max 25° C) | Ambient Limit (Max 20° C) |
| Nvidia Delta Board<br>(8x A100 500 W)      | 4U GPU HSK+NVLink HSK | High Performance Gold Fan (GPU Fan) | Supported                               |                           |                           |                           |
| Nvidia Delta-Next Board<br>(8x H100 700 W) | NA                    |                                     |                                         |                           |                           |                           |

**NOTE:** When the GPUs are installed, the iDRAC sets the thermal warning threshold to 38° C

**NOTE:** If System Board Inlet Temp reaches 38° C, a warning message is logged. It is possible the GPUs may lower power consumption to avoid thermal damage. This results in lower GPU performance.

**Table 47. Processor and heat sink matrix**

| Heatsink   | Processor TDP    |
|------------|------------------|
| 2U HPR HSK | Supports all TDP |

- All configurations support 35°C without any performance degradation.
- ASHRAE A3/A4 environments are not supported.
- The GPU fan service time should be limited to 30 seconds.
- Install an HDD blank if the slot is not equipped with an HDD.
- DIMM blank is not required when the DIMM population quantity is 16 pieces or more.

## Appendix B. Standards compliance

The system conforms to the following industry standards.

**Table 48. Industry standard documents**

| Standard                                                                  | URL for information and specifications                                                                                                                                                |
|---------------------------------------------------------------------------|---------------------------------------------------------------------------------------------------------------------------------------------------------------------------------------|
| <b>ACPI</b> Advance Configuration and Power Interface Specification, v6.4 | <a href="https://uefi.org/specsandtesttools">https://uefi.org/specsandtesttools</a>                                                                                                   |
| <b>Ethernet</b> IEEE Std 802.3-2022                                       | <a href="https://standards.ieee.org/">https://standards.ieee.org/</a>                                                                                                                 |
| <b>IPMI</b> Intelligent Platform Management Interface, v2.0               | <a href="https://intel.com/design/servers/ipmi">intel.com/design/servers/ipmi</a>                                                                                                     |
| <b>DDR5 Memory</b> DDR5 SDRAM Specification                               | <a href="https://www.jedec.org/standards-documents/docs/jesd79-4.pdf">jedec.org/standards-documents/docs/jesd79-4.pdf</a>                                                             |
| <b>PCI Express</b> PCI Express Base Specification, v5.0                   | <a href="https://www.pcisig.com/specifications/pciexpress">pcisig.com/specifications/pciexpress</a>                                                                                   |
| <b>PMBus</b> Power System Management Protocol Specification, v1.2         | <a href="http://pmbus.org/Assets/PDFS/Public/PMBus_Specification_Part_1_Rev_1-1_20070205.pdf">http://pmbus.org/Assets/PDFS/Public/PMBus_Specification_Part_1_Rev_1-1_20070205.pdf</a> |
| <b>SAS</b> Serial Attached SCSI, 3 (SAS-3) (T10/INCITS 519)               | <a href="http://www.t10.org/">http://www.t10.org/</a>                                                                                                                                 |
| <b>SATA</b> Serial ATA Rev. 3.3                                           | <a href="https://www.sata-io.org">sata-io.org</a>                                                                                                                                     |
| <b>SMBIOS</b> System Management BIOS Reference Specification, v3.3.0      | DMTF SMBIOS                                                                                                                                                                           |
| <b>TPM</b> Trusted Platform Module Specification, v1.2 and v2.0           | <a href="https://www.trustedcomputinggroup.org">trustedcomputinggroup.org</a>                                                                                                         |
| <b>UEFI</b> Unified Extensible Firmware Interface Specification, v2.7     | <a href="https://uefi.org/specifications">uefi.org/specifications</a>                                                                                                                 |
| <b>PI</b> Platform Initialization Specification, v1.7                     |                                                                                                                                                                                       |
| <b>USB</b> Universal Serial Bus v2.0 and SuperSpeed v3.0 (USB 3.1 Gen1)   | USB Implementers Forum, Inc. <a href="https://usb.org/documents">https://usb.org/documents</a>                                                                                        |
| <b>NVMe</b> Express Base Specification. Revision 2.0c                     | <a href="https://nvmexpress.org/specifications/">https://nvmexpress.org/specifications/</a>                                                                                           |
| <b>NVMe</b> Command Set Specifications                                    |                                                                                                                                                                                       |
| 1. NVMe Express NVMe Command Set Specification. Revision 1.1c             |                                                                                                                                                                                       |
| 2. NVMe Express Zoned Namespaces Command Set. Revision 1.0c               |                                                                                                                                                                                       |
| 3. NVMe Express® Key Value Command Set. Revision 1.0c                     |                                                                                                                                                                                       |
| <b>NVMe</b> Transport Specifications                                      |                                                                                                                                                                                       |
| 1. NVMe Express over PCIe Transport. Revision 1.0c                        |                                                                                                                                                                                       |
| 2. NVMe Express RDMA Transport Revision. 1.0b                             |                                                                                                                                                                                       |
| 3. NVMe Express TCP Transport. Revision 1.0c                              |                                                                                                                                                                                       |
| <b>NVMe</b> NVMe Express Management Interface. Revision 1.2c              |                                                                                                                                                                                       |
| <b>NVMe</b> NVMe Boot Specification. Revision 1.0                         |                                                                                                                                                                                       |

## Appendix C Additional resources

**Table 49. Additional resources**

| Resource                                       | Description of contents                                                                                                                                                                                                                                                                                                                          | Location                                                                |
|------------------------------------------------|--------------------------------------------------------------------------------------------------------------------------------------------------------------------------------------------------------------------------------------------------------------------------------------------------------------------------------------------------|-------------------------------------------------------------------------|
| Installation and Service Manual                | <p>This manual, available in PDF format, provides the following information:</p> <ul style="list-style-type: none"> <li>• Chassis features</li> <li>• System Setup program</li> <li>• System indicator codes</li> <li>• System BIOS</li> <li>• Remove and replace procedures</li> <li>• Diagnostics</li> <li>• Jumpers and connectors</li> </ul> | <a href="https://Dell.com/Support/Manuals">Dell.com/Support/Manuals</a> |
| Getting Started Guide                          | <p>This guide ships with the system, and is also available in PDF format. This guide provides the following information:</p> <ul style="list-style-type: none"> <li>• Initial setup steps</li> </ul>                                                                                                                                             | <a href="https://Dell.com/Support/Manuals">Dell.com/Support/Manuals</a> |
| Rack Installation Guide                        | This document ships with the rack kits, and provides instructions for installing a server in a rack.                                                                                                                                                                                                                                             | <a href="https://Dell.com/Support/Manuals">Dell.com/Support/Manuals</a> |
| System Information Label                       | The system information label documents the system board layout and system jumper settings. Text is minimized due to space limitations and translation considerations. The label size is standardized across platforms.                                                                                                                           | Inside the system chassis cover                                         |
| Quick Resource Locator (QRL)                   | This code on the chassis can be scanned by a phone application to access additional information and resources for the server, including videos, reference materials, service tag information, and Dell contact information.                                                                                                                      | Inside the system chassis cover                                         |
| Enterprise Infrastructure Planning Tool (EIPT) | The Dell online EIPT enables easier and more meaningful estimates to help you determine the most efficient configuration possible. Use EIPT to calculate the power consumption of your hardware, power infrastructure, and storage.                                                                                                              | <a href="https://Dell.com/calc">Dell.com/calc</a>                       |