


ALPHABET BOOK

letters + sounds + handwriting




148
PAGES

science of reading aligned

Created By A Teachable Teacher


ALPHABET BOOK

letters + sounds + handwriting



ALL
-IN-
ONE

Great
for
Pre-K &
Kinder



ALPHABET BOOK

letters + sounds + handwriting



Ready-to-use worksheets for **over 35 letters/sounds**.



Consistent format is research-based, backed by the **Science of Reading**, and incorporates **mouth formation photos** that relate to each sound.



Scaffolded practice includes letter **identification**, letter **sounds**, and **handwriting**, all-in-one!

BONUS
Beginning digraph pages included!

ALPHABET BOOK

letters + sounds + handwriting

letters/sounds included

all letters of the alphabet, a-z

all vowel sounds have separate pages
for short AND long sounds

qu

BONUS

Beginning Digraphs: ch, sh, th, th, wh

37 sounds * 4 pages each =
148 pages total

ALPHABET BOOK

letters + sounds + handwriting

Worksheet #1

Uppercase and lowercase letters shown

Name: _____

Bb




A mouth picture illustrating mouth formation while saying the sound

Point to the dot as you say the letter sound.

b b b b b

Color only the pictures that start with the sound.



An area for students to discriminate if a picture (word) starts with the targeted sound

Pointing dots under each letter where students practice pointing to the letter and saying the sound

Clipart key in small print, upside down so that any adult can help a student complete the activity.

ALPHABET BOOK

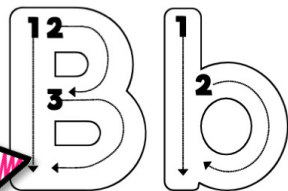
letters + sounds + handwriting

Worksheet #2

Uppercase and lowercase letters with numbered formation arrows

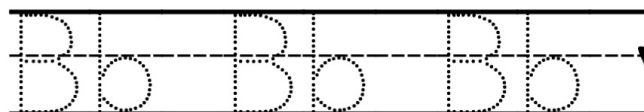
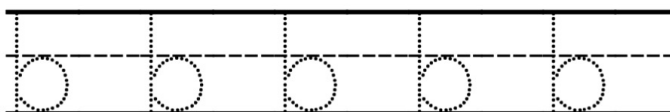
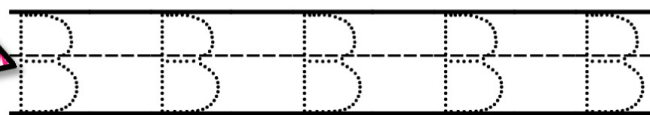
Name: _____

Trace the letters and say the sound.



A mouth picture illustrating mouth formation while saying the sound

Trace the letters.



A line for practicing tracing the uppercase letter and lowercase letter

A line for practicing tracing both uppercase and lowercase

Now that you've practiced, write the letters as best you can!



A starred line for students to freehand their best uppercase and lowercase letter

ALPHABET BOOK

letters + sounds + handwriting

Worksheet #3

A mouth picture illustrating mouth formation while saying the sound

Name: _____

Point to the letter and say the sound.

Bb **b** **b** **b**

lowercase letters with pointing dots for students to practice saying the letter and sound


Practice identifying and circling the uppercase letter and lowercase letter

Find and circle the letter.

B D A B C B D P
d b p h b d b q

Review uppercase and lowercase letter formation and practice writing each

Trace the letters. Write the letter at each star.



Color the pictures that start with the sound.



Identify pictures that start with the sound



Clipart key in small print, upside down so that any adult can help a student complete the activity.

ALPHABET BOOK

letters + sounds + handwriting

Worksheet #4

Name: _____

Bb 	Bb 

© A Teachable Teacher

A mouth picture illustrating mouth formation while saying the sound

Clipart key in small print, upside down so that any adult can help a student complete the activity.

Students will cut and paste 6 pictures, 3 of which will start with the beginning sound and 3 that will not

Cut out the pictures. Glue them in the right column based on the beginning sound.



ALPHABET BOOK

letters + sounds + handwriting

BONUS DIGRAPH WORKSHEETS

Name: _____

Ch 

Point to the dot as you say the letter sound.

ch ch ch ch ch

Color only the pictures that start with the sound.



Name: _____


Sh 

Point to the dot as you say the letter sound.

sh sh sh sh sh

Color only the pictures that start with the sound.

Name: _____


Th 

Point to the dot as you say the letter sound.

th th th th th

Color only the pictures that start with the sound.


Name: _____

Th 


Point to the dot as you say the letter sound.

th th th th th

Color only the pictures that start with the sound.




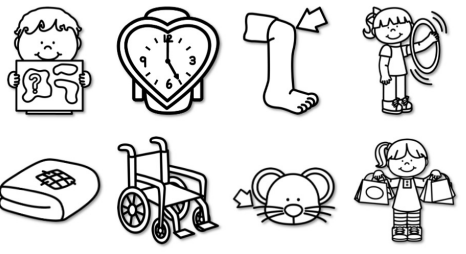
Name: _____

Wh 

Point to the dot as you say the letter sound.

wh wh wh wh wh

Color only the pictures that start with the sound.




Science of Reading

more resources


Check out these resources that will help you easily & efficiently implement Science of Reading into your classroom!

phonics worksheets
SCIENCE OF READING ALIGNED




Get ALL additions for FREE!
ENDLESS BUNDLE
Created By A Teachable Teacher

decodable SOR ALIGNED
SENTENCE PYRAMIDS



ALL PHONICS SKILLS
---THE BUNDLE---
Created By A Teachable Teacher

READING INTERVENTION
PHONICS: FROM SKILL TO FLUENCY



the BUNDLE
200+ PAGES
SCIENCE OF READING ALIGNED
Created By A Teachable Teacher

click to go