



## PL-86A23S

Single Handle  
Shower

### Features

- NPT Connection
- Premium Metal Construction with Easy Clean Surface
- Single Lever Handle Allows for On/Off Activation
- 2.5 gal/min (9.5 l/min) Maximum Flow Rate [Max at 80 psi (5.6 bar)]
- Adjustable Temperature Limit Stop to Control Maximum Hot Water Temperature
- Hot/Cold Indexing on Handle
- Flexible Supplies for Simplified Installation






### Material

- Premium Metal Construction
- Finishing Resists Corrosion and Tarnishing

### Available Color/Finishes

Intended for reference only

Color	Description
	Chrome
	Brushed Nickel
	Matte Black

### Installation

- Includes Valves for Installation

---

6140 Ulmerton Road Clearwater, FL 33760  
Phone: (727) 388-9895  
Fax: (727) 362-1281

*For the most current Specification Sheet, go to [www.buildpelican.com](http://www.buildpelican.com)*



