



PL-86A33TS

Single Handle
Shower

Features

- NPT Connection
- Premium Metal Construction with Easy Clean Surface
- Single Lever Handle Allows for On/Off Activation
- 2.5 gal/min (9.5 l/min) Maximum Flow Rate [Max at 80 psi (5.6 bar)]
- Adjustable Temperature Limit Stop to Control Maximum Hot Water Temperature
- Hot/Cold Indexing on Handle
- Flexible Supplies for Simplified Installation



Material




- Premium Metal Construction
- Finishing Resists Corrosion and Tarnishing

Installation

- Includes Valves for Installation

Available Color/Finishes

Intended for reference only

Color	Description
	Chrome
	Brushed Nickel
	Matte Black

6140 Ulmerton Road Clearwater, FL 33760
Phone: (727) 388-9895
Fax: (727) 362-1281

For the most current Specification Sheet, go to www.buildpelican.com





PL-86A33TS

Single Handle Shower

