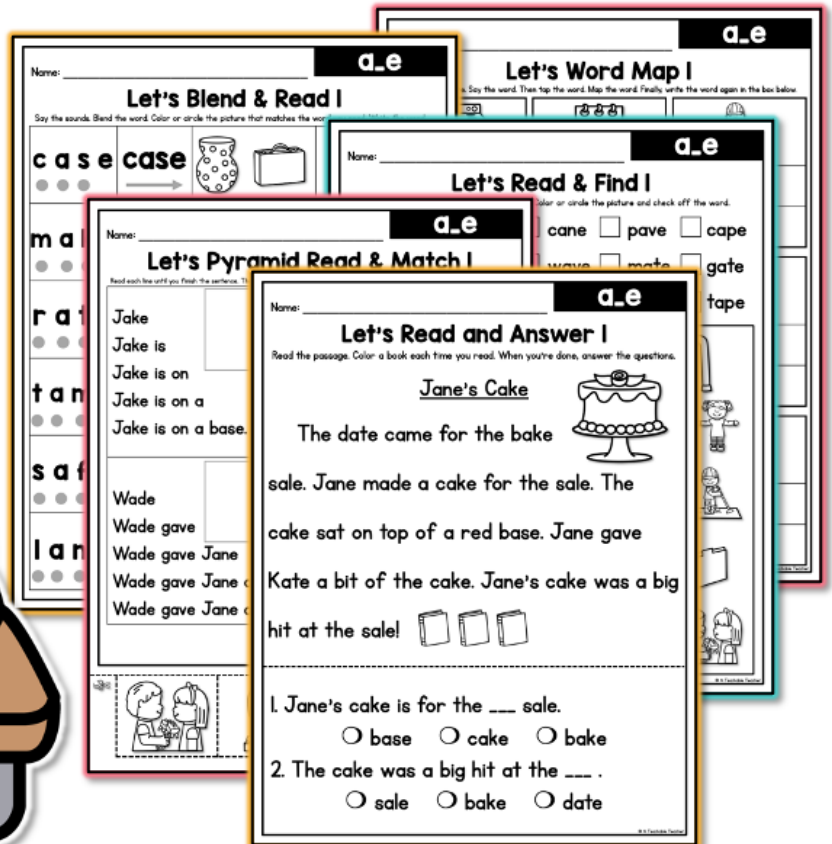



# phonics worksheets

## SCIENCE OF READING ALIGNED

25 PAGES



# CVCe - a\_e

Created By A Teachable Teacher



scroll to see more

# phonics worksheets

**CVCe - a\_e**

**25 pages included!**

**Science of Reading  
aligned!**


**FULLY decodable!**

**Great for small groups,  
whole group, word work,  
centers, and so much more!**

**NO PREP!**



# CVCe - a\_e Words Practice Included:



- ✓ Orthographic mapping a\_e words
- ✓ Blending a\_e words
- ✓ Identifying/matching/writing a\_e words
- ✓ Building a\_e words letter by letter
- ✓ Reading decodable sentences with a\_e words
- ✓ Comprehension
- ✓ Reading decodable passages with a\_e words



Mary D.

February 12, 2024

★★★★★ Extremely satisfied

These were the perfect additions to our phonics lessons. My students loved the variety of activities and I loved the ease of preparation. Thank you!

Students used with

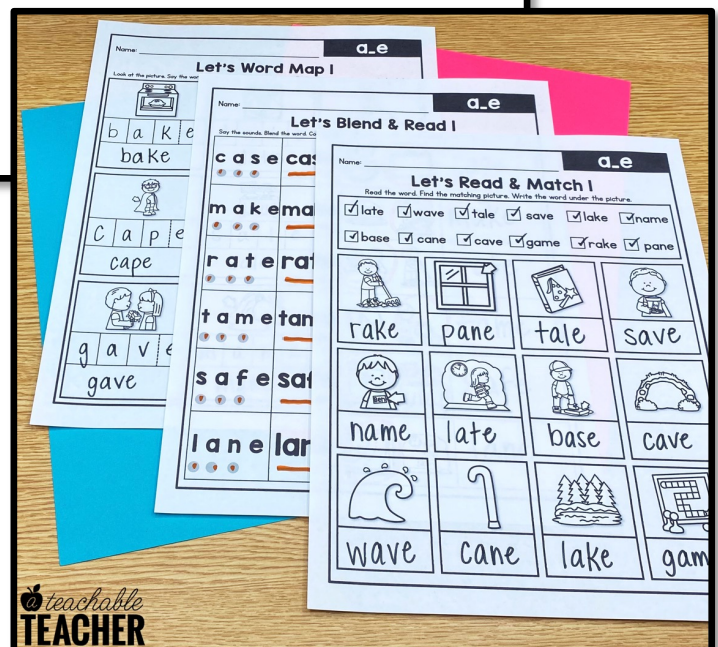
1st grade

Students were engaged

Strongly disagree      Strongly agree

## Varied Practice With:

- ✓ words
- ✓ sentences
- ✓ passages



teachable  
TEACHER

teachable  
TEACHER

# phonics worksheets




## CVCe - a\_e




### 11 Worksheet Types

Name: \_\_\_\_\_ **a\_e**

#### Let's Word Map I

Look at the picture. Say the word. Then tap the word. Map the word. Finally, write the word again in the box below.

		
_____	_____	_____
_____	_____	_____





  

Name: \_\_\_\_\_ **a\_e**

#### Let's Read & Match I

Read the word. Find the matching picture. Write the word under the picture.


late  wave  tale  save  lake  name  
 base  cane  cave  game  rake  pane



			
---	---	---	---


Name: \_\_\_\_\_ **a\_e**

#### Let's Blend & Read I

Say the sounds. Blend the word. Color or circle the picture that matches the word you read. Write the word.

c a s e case 




m a k e make  

r a t e rate 

Name: \_\_\_\_\_ **a\_e**

#### Let's Build Words I










Say the word. Cut out the letters to build the word. Then, write the word.

	_____	_____
	_____	_____
	_____	_____

Name: \_\_\_\_\_ **a\_e**

#### Let's Crack the Code and Read I







Write the letter that matches the beginning sound for the picture. Then read your word. Circle the matching picture.

 e	 e	 e
 e	 e	 e
 e	 e	 e

Name: \_\_\_\_\_ **a\_e**

#### Let's Write and Find I

Say the word. Tap and map the word. Then, find the word in the word search.






		
_____	_____	_____
		
_____	_____	_____

Name: \_\_\_\_\_ **a\_e**

#### Let's Read & Find I

Read the word. Find the matching picture. Color or circle the picture and check off the word.

tale  lane  cane  pave  cape  
 rate  bake  wave  mate  gate  
 tame  gave  safe  fame  tape

				
---	---	---	---	---

Name: \_\_\_\_\_ **a\_e**

#### Let's Pyramid Read & Match I

Read each line until you finish the sentence. Then copy and paste the matching picture. Finally, read each bottom sentence three times.

Jake	A
Jake is	A dog
Jake is on	A dog is in
Jake is on a	A dog is in the
Jake is on a base.	A dog is in the cave.









Name: \_\_\_\_\_ **a\_e**

#### Let's Read & Draw I

Read the sentence. Draw a picture to match the sentence. Finally, read all of the sentences on the page three times.

Gabe sat in a cave.

The dog's name is Jake.


			
			
			

Name: \_\_\_\_\_ **a\_e**

#### Let's Unscramble and Read I

Unscramble the words to make a sentence. Write the sentence underneath. Then read all of the sentences three times.


ate	sub.	Dave	a		
_____	_____	_____	_____		
Mom	I	hug.	a	gave	
_____	_____	_____	_____	_____	
is	Gale	a	maze.	in	
_____	_____	_____	_____	_____	
cake?	you	bake	a	Did	
_____	_____	_____	_____	_____	
am	game.	I	to	late	the
_____	_____	_____	_____	_____	_____




Name: \_\_\_\_\_ **a\_e**

#### Let's Read and Answer I

Read the passage. Color a book each time you read. When you're done, answer the questions.

Jane's Cake 

The date came for the bake sale. Jane made a cake for the sale. The cake sat on top of a red base. Jane gave Kate a bit of the cake. Jane's cake was a big hit at the sale! 

1. Jane's cake is for the \_\_\_ sale.  
 base  cake  bake

2. The cake was a big hit at the \_\_\_ .  
 sale  bake  date

# phonics worksheets





## CVCe - a\_e


### Fully Decodable

Name: \_\_\_\_\_ **a\_e**

### Let's Pyramid Read & Match I

Read each line until you finish the sentence. Then copy and paste the matching picture. Finally, read each bottom sentence three times.

Jake		A	
Jake is		A dog	
Jake is on		A dog is	
Jake is on a		A dog is in	
Jake is on a base.		A dog is in the	
		A dog is in the cave.	
Wade		I	
Wade gave		I can	
Wade gave Jar			
Wade gave Jar			
Wade gave Jar			





Name: \_\_\_\_\_ **a\_e**

### Let's Read and Answer I

Read the passage. Color a book each time you read. When you're done, answer the questions.

#### Jane's Cake



The date came for the bake sale. Jane made a cake for the sale. The cake sat on top of a red base. Jane gave Kate a bit of the cake. Jane's cake was a big hit at the sale! 

---

1. Jane's cake is for the \_\_\_ sale.  
 base    cake    bake

2. The cake was a big hit at the \_\_\_ .  
 sale    bake    date

© A Teachable Teacher

## HIGH FREQUENCY WORDS

Sentences and passages use only

- prereading high frequency words (a, and, I, for, is, of, the, to, was, you)
- decodable VC + CVC + CCVC + CVCC + CCVCC + CVCe + CCVCe high frequency words

# phonics worksheets

## CVCe - a\_e













### Varied Practice

### SENTENCES

Name: \_\_\_\_\_ **a\_e**

### Let's Blend & Read I

Say the sounds. Blend the word. Color or circle the picture that matches the word you read. Write the word.

<b>c a s e</b> case	 	
<b>m a k e</b> make	 	
<b>r a t e</b> rate	 	
<b>t a m e</b> tame	 	
<b>s a f e</b> safe	 	
<b>l a n e</b> lane	 	

Name: \_\_\_\_\_ **a\_e**

### Let's Unscramble and Read I


Unscramble the words to make a sentence. Write the sentence underneath. Then read all of the sentences through.


ate	sub.	Dave	a	gave	
_____					
Mom	I	hug.	a	gave	
_____					
is	Gale	a	maze.	in	
_____					
cake?	you	bake	a	Did	
_____					
am	game.	I	to	late	the
_____					

Name: \_\_\_\_\_ **a\_e**

### Let's Read and Answer I

Read the passage. Color a book each time you read. When you're done, answer the questions.

Jane's Cake 

The date came for the bake sale. Jane made a cake for the sale. The cake sat on top of a red base. Jane gave Kate a bit of the cake. Jane's cake was a big hit at the sale! 

---

1. Jane's cake is for the \_\_\_ sale.  
 base    cake    bake

2. The cake was a big hit at the \_\_\_ .  
 sale    bake    date

### WORDS

### PASSAGES




# phonics worksheets

## CVCe - a\_e



Name: \_\_\_\_\_ **a\_e**

### Let's Write and Find I

Say the word. Tap and map the word. Then, find the word in the word search.

\_\_\_\_\_



\_\_\_\_\_

c	a	t	b	a
a	b	s	a	v
s	a	p	l	a
e	n	a	e	m
m	r	a	t	e

Name: \_\_\_\_\_ **a\_e**

### Let's Pyramid Read & Match I

Read each line until you finish the sentence. Then copy and paste the matching picture. Finally, read each bottom sentence three times.

Jake		A	
Jake is		A dog	
Jake is on		A dog is	
Jake is on a		A dog is in	
Jake is on a base.		A dog is in the	
		A dog is in the cave.	

Wade

Wade gave

Wade gave Jane


Wade gave Jane a

Wade gave Jane a bud.





I can

I can make a

I can make a cake.




© A Teachable Teacher

Name: \_\_\_\_\_ **a\_e**

### and Answer I

ou read. When you're done, answer the questions.


's Cake 

r the bake

se for the sale. The

red base. Jane gave

e. Jane's cake was a big



he \_\_\_ sale.

base  cake  bake

2. The cake was a big hit at the \_\_\_ .

sale  bake  date

© A Teachable Teacher

**Answer Keys Included!**

# phonics worksheets













## CVCe - a\_e

### See it in Action!

Name: \_\_\_\_\_ a\_e

#### Let's Blend & Read I

Say the sounds. Blend the word. Color or circle the picture that matches the word you read. Write the word.

c a s e	case			Case
m a k e	make			make
r a t e	rate			rate
t a m e	tame			tame
s a f e	safe			safe
l a n e	lane			lane

Name: \_\_\_\_\_ a\_e

#### Let's Write and Find I

Say the word. Tap and map the word. Then, find the word in the word search.

s a v e r a t e b a l e





m a k e c a s e n a m e


c	a	t	b	a	m	e	n	<input checked="" type="checkbox"/>	bale
a	b	s	a	v	e	s	a	<input checked="" type="checkbox"/>	case
s	a	p	l	a	k	a	m	<input checked="" type="checkbox"/>	make
e	n	a	e	m	a	k	e	<input checked="" type="checkbox"/>	name
m	r	a	t	e	c	a	s	<input checked="" type="checkbox"/>	rate
								<input checked="" type="checkbox"/>	save

Name: \_\_\_\_\_ a\_e

#### Let's Build Words I

Say the word. Cut out the letters to build the word. Then, write the word.

	s a m e	same
		
		
		



Name: \_\_\_\_\_ a\_e

#### Let's Write and Find I

Say the word. Tap and map the word. Then, find the word in the word search.

s a v e r a


m a k e c

c	a	t	b
a	b	s	a
s	a	p	l
e	n	a	
m	r	a	

#### Let's Read and Answer I

Read the passage. Color a book each time you read. When you're done, answer the questions.

##### Jane's Cake



The date came for the bake sale. Jane made a cake for the sale. The cake sat on top of a red base. Jane gave Kate a bit of the cake. Jane's cake was a big hit at the sale!

1. Jane's cake is for the \_\_\_ sale.  
 base  cake  bake

2. The cake was a big hit at the \_\_\_ .  
 sale  bake  date





# TEACHERS ARE RAVING!



Sonni D.  
July 23, 2023

★★★★★ Extremely satisfied

I loved these resources for both small group and independent work. The students liked them as they felt successful with them!

Students used with

1st grade

Students were engaged



Mary D.  
February 12, 2024

★★★★★ Extremely satisfied

These were the perfect additions to our phonics lessons. My students loved the variety of activities and I loved the ease of preparation. Thank you!

Students used with

1st grade

Students were engaged



November 27, 2023

★★★★★ Extremely satisfied



This is a wonderful resource!! You will love it! :)

Students used with

K


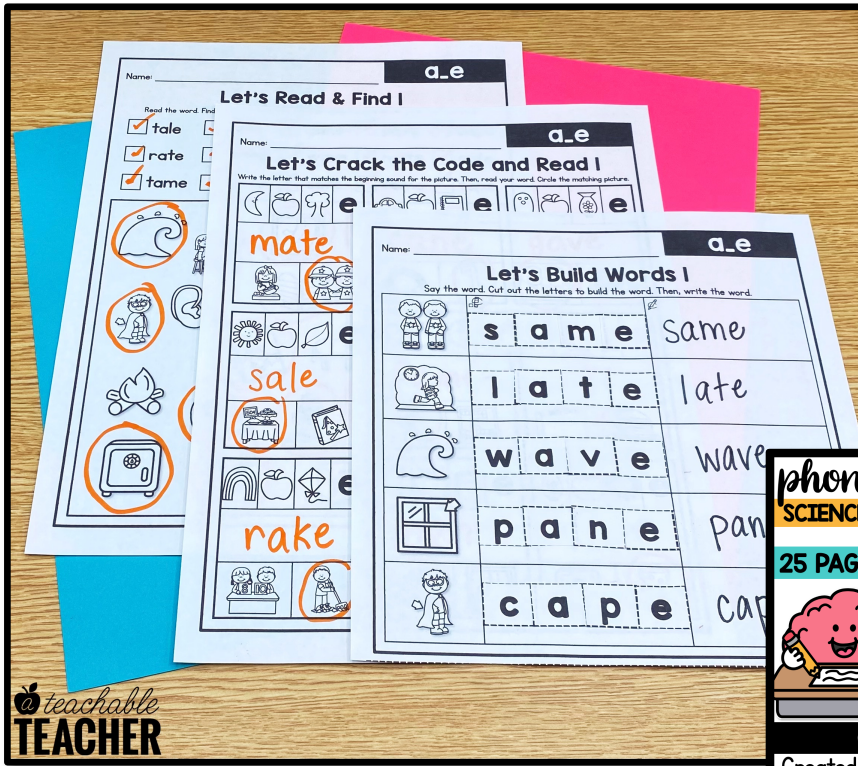
Primarily students with learning difficulties

Students were engaged



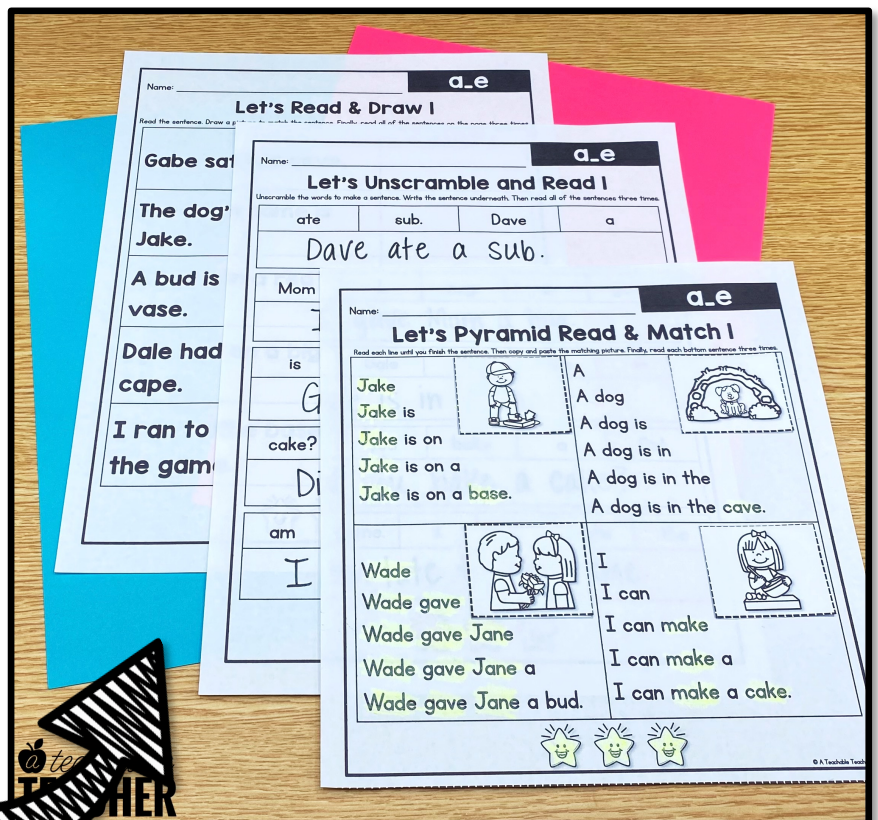
# ENGAGING Science of Reading aligned CVCe practice!

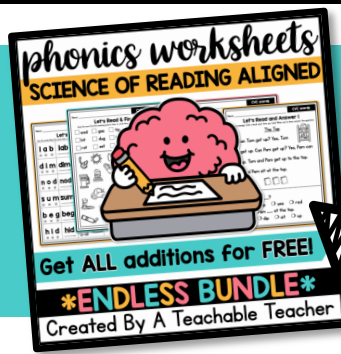
Fully decodable +  
CVCe a\_e fluency +  
reading +  
comprehension +  
answer keys + Science  
of Reading aligned,  
ALL in ONE resource!



# NO Prep Needed!

Ready for  
students to  
practice  
CVCe a\_e  
words -  
Just print  
and go!





# GET THE BUNDLE & SAVE \$\$\$

Phonics Skill	# of Pages
Mixed CVC	25
CVC - separated by vowel	99
Digraphs	23
Beginning Blends	30
Ending Blends	30
Double Final Consonants	21
Mixed CVCe	35
CVCe - separated by vowel	88
Long Vowel Teams	40
Diphthongs	37
R-Controlled Vowels	40
<b>Bundle TOTALS</b>	<b>468 pages</b>

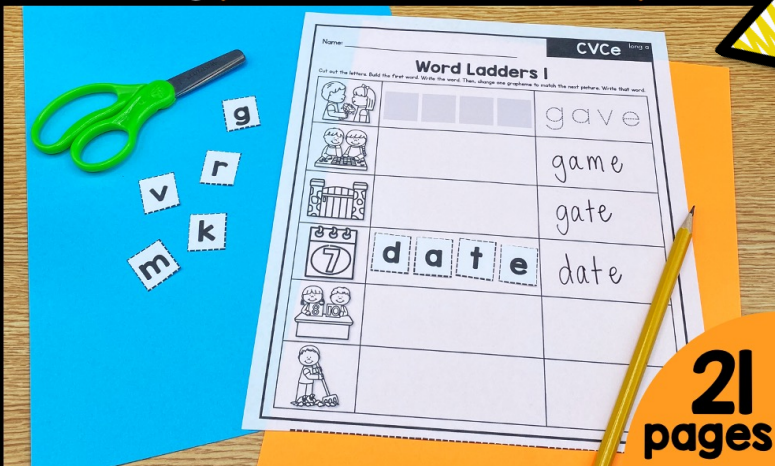
Click **HERE** for the **BUNDLE**

# Looking for MORE Science of Reading CVCe Products?

*-click to go-*

## WORD LADDERS

connecting phonemic awareness + phonics

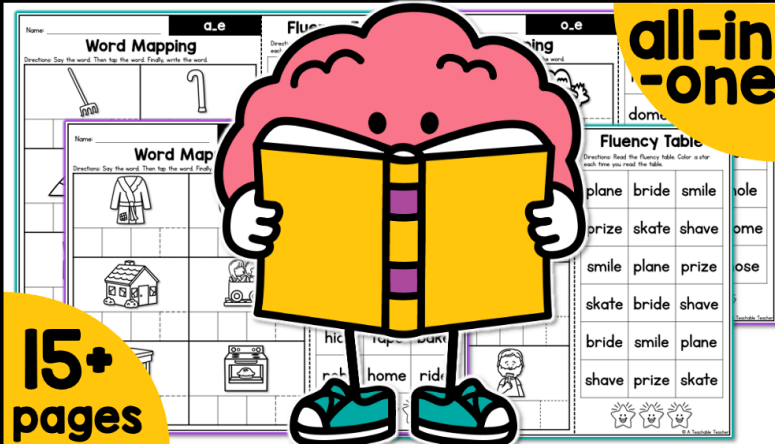


**21**  
pages

### the CVCe edition

Created By A Teachable Teacher

## WORD MAPPING + FLUENCY BUILDING




**all-in-one**

**15+**  
pages

### cvce edition

Created By A Teachable Teacher



# Frequently Asked Questions

Is this an editable resource?

This resource is not editable.

What high frequency words are used in this resource?

Sentences and passages use only 10 prereading high frequency words (a, and, I, for, is, of, the, to, was, you) and FULLY decodable VC + CVC + CCVC + CVCC + CCVCC + CVCe + CCVCe high frequency words

Is this resource available in an online format?

No, this resource is not uploaded in an online format.

Are answer keys included in this resource?

**YES!!!** Answer keys for EVERY page are included in this resource!