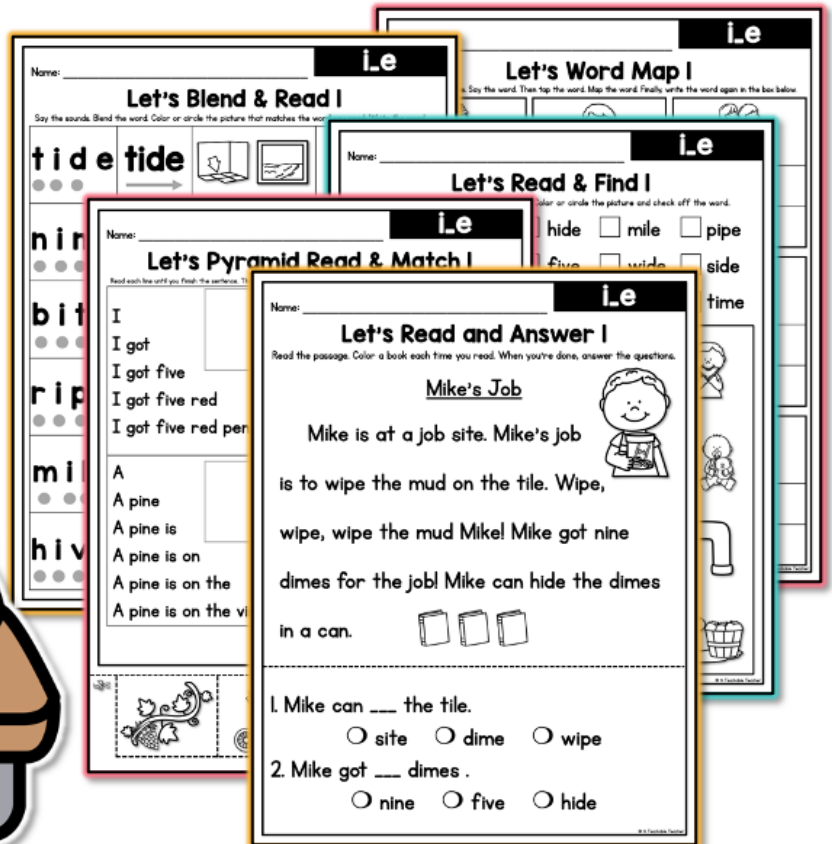



phonics worksheets


SCIENCE OF READING ALIGNED

25 PAGES



CVCe - i_e

Created By A Teachable Teacher



scroll to see more

phonics worksheets

CVCe - i_e

25 pages included!

Science of Reading
aligned!


FULLY decodable!

Great for small groups,
whole group, word work,
centers, and so much more!

NO PREP!



CVCe - i_e Words Practice Included:



- ✓ Orthographic mapping i_e words
- ✓ Blending i_e words
- ✓ Identifying/matching/writing i_e words
- ✓ Building i_e words letter by letter
- ✓ Reading decodable sentences with i_e words
- ✓ Comprehension
- ✓ Reading decodable passages with i_e words



Crystal K.

February 13, 2024

★★★★★ Extremely satisfied

This is a great resource! It is jam-packed with creative worksheets that follow the SOR. I was so happy that I bought a packet for each short vowel.

Students used with

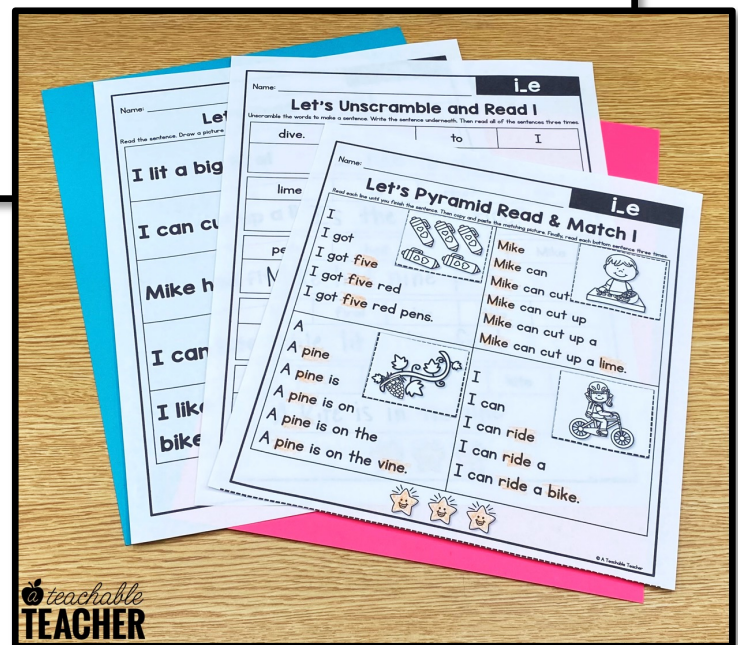
1st grade

Students were engaged

Strongly disagree Strongly agree

Varied Practice With:

- ✓ words
- ✓ sentences
- ✓ passages



teachable
TEACHER

teachable
TEACHER

phonics worksheets




CVCe - i_e

11 Worksheet Types

Name: _____ **i_e**

Let's Word Map I

Look at the picture. Say the word. Then tap the word. Map the word. Finally, write the word again in the box below.





		
_____	_____	_____
_____	_____	_____

Name: _____ **i_e**

Let's Read & Match I

Read the word. Find the matching picture. Write the word under the picture.



dive fire like mile wide mime
 pine hive wire time ripe side



			
---	---	---	---



Name: _____ **i_e**

Let's Blend & Read I

Say the sounds. Blend the word. Color or circle the picture that matches the word you read. Write the word.

t i d e tide  




n i n e nine  

b i t e bite  

Name: _____ **i_e**

Let's Build Words I










Say the word. Cut out the letters to build the word. Then, write the word.

	_____	_____
	_____	_____
	_____	_____

Name: _____ **i_e**

Let's Crack the Code and Read I


Write the letter that matches the beginning sound for the picture. Then read your word. Circle the matching picture.

 e	 e	 e
 e	 e	 e
 e	 e	 e

Name: _____ **i_e**

Let's Write and Find I

Say the word. Tap and map the word. Then, find the word in the word search.






		
_____	_____	_____
		
_____	_____	_____

Name: _____ **i_e**

Let's Read & Find I

Read the word. Find the matching picture. Color or circle the picture and check off the word.

ripe dime hide mile pipe
 bite hike five wide side
 mime file like vine time

				
---	---	---	---	---

Name: _____ **i_e**

Let's Pyramid Read & Match I

Read each line until you finish the sentence. Then copy and paste the matching picture. Finally, read each bottom sentence three times.

I	Mike
I got	Mike can
I got five	Mike can cut
I got five red	Mike can cut up
I got five red pens.	Mike can cut up a
A	Mike can cut up a lime.

Name: _____ **i_e**

Let's Read & Draw I

Read the sentence. Draw a picture to match the sentence. Finally, read all of the sentences on the page three times.

I lit a big fire!

I can cut up a lime.

Name: _____ **i_e**

Let's Unscramble and Read I

Unscramble the words to make a sentence. Write the sentence underneath. Then read all of the sentences three times.

dive.	like	to	I		
_____	_____	_____	_____		
lime	Is	ripe?	the		
_____	_____	_____	_____		
pets.	had	nine	Mike		
_____	_____	_____	_____		
lit	fire!	big	Nile	a	
_____	_____	_____	_____	_____	
is	A	vine.	the	kite	in
_____	_____	_____	_____	_____	_____


Name: _____ **i_e**

Let's Read and Answer I

Read the passage. Color a book each time you read. When you're done, answer the questions.

Mike's Job

Mike is at a job site. Mike's job is to wipe the mud on the tile. Wipe, wipe, wipe the mud Mike got nine dimes for the job! Mike can hide the dimes in a can.



- Mike can ___ the tile.
 site dime wipe
- Mike got ___ dimes.
 nine five hide

phonics worksheets

CVCe - i_e

Fully Decodable

HIGH FREQUENCY WORDS





Sentences and passages use only


- prereading high frequency words (a, and, I, for, is, of, the, to, was, you)
- decodable VC + CVC + CCVC + CVCC + CCVCC + CVCe + CCVCe high frequency words

Name: _____ **i_e**

Let's Pyramid Read & Match I

Read each line until you finish the sentence. Then copy and paste the matching picture. Finally, read each bottom sentence three times.

I		Mike	
I got		Mike can	
I got five		Mike can cut	
I got five red		Mike can cut up	
I got five red pens.		Mike can cut up a	
		Mike can cut up a lime.	
A		I	
A pine		I can	
A pine is			
A pine is on			
A pine is on the			
A pine is on the			





Name: _____ **i_e**

Let's Read and Answer I

Read the passage. Color a book each time you read. When you're done, answer the questions.

Mike's Job

Mike is at a job site. Mike's job is to wipe the mud on the tile. Wipe, wipe, wipe the mud Mike! Mike got nine dimes for the job! Mike can hide the dimes in a can.



1. Mike can ___ the tile.
 site dime wipe

2. Mike got ___ dimes.
 nine five hide

© A Teachable Teacher

phonics worksheets

CVCe - i_e

Varied Practice

SENTENCES

Name: _____ **i_e**

Let's Blend & Read I

Say the sounds. Blend the word. Color or circle the picture that matches the word you read. Write the word.

t i d e tide		
n i n e nine		
b i t e bite		
r i p e ripe		
m i l e mile		
h i v e hive		

Name: _____ **i_e**

Let's Unscramble and Read I

Unscramble the words to make a sentence. Write the sentence underneath. Then read all of the sentences through.

dive.	like	to	I		
_____	_____	_____	_____		
lime	Is	ripe?	the		
_____	_____	_____	_____		
pets.	had	nine	Mike		
_____	_____	_____	_____		
lit	fire!	big	Nile	a	
_____	_____	_____	_____	_____	
is	A	vine.	the	kite	in
_____	_____	_____	_____	_____	_____

WORDS

Name: _____ **i_e**

Let's Read and Answer I

Read the passage. Color a book each time you read. When you're done, answer the questions.

Mike's Job

Mike is at a job site. Mike's job is to wipe the mud on the tile. Wipe, wipe, wipe the mud Mike! Mike got nine dimes for the job! Mike can hide the dimes in a can.

1. Mike can ___ the tile.
 site dime wipe

2. Mike got ___ dimes .
 nine five hide

PASSAGES


phonics worksheets


CVCe - i_e

Name: _____ **i_e**

Let's Write and Find I

Say the word. Tap and map the word. Then, find the word in the word search.





f	i	r	i	l
t	e	b	d	i
i	m	k	i	m
d	n	i	n	e
e	l	i	m	b

Name: _____ **i_e**

Let's Pyramid Read & Match I

Read each line until you finish the sentence. Then copy and paste the matching picture. Finally, read each bottom sentence three times.

I	Mike
I got	Mike can
I got five	Mike can cut
I got five red	Mike can cut up
I got five red pens.	Mike can cut up a
	Mike can cut up a lime.

A

A pine

A pine is

A pine is on


A pine is on the

A pine is on the vine.

I can

I can ride a

I can ride a bike.




Name: _____ **i_e**

and Answer I

ou read. When you're done, answer the questions.

Mike's Job




ite. Mike's job

n the tile. Wipe,

Mike! Mike got nine

ike can hide the dimes



3.

site dime wipe

2. Mike got ___ dimes .

nine five hide

© A Teachable Teacher

25
CVCe - i_e
pages



phonics worksheets

CVCe - i_e

See it in Action!

Name: _____ i_e

Let's Write and Find I

Say the word. Tap and map the word. Then, find the word in the word search.

tide lime fire

nine dive bike

f	i	r	i	f	e	<input checked="" type="checkbox"/>	dive	
t	e	b	d	i	v	e	<input checked="" type="checkbox"/>	tide
i	m	k	i	m	i	t	<input checked="" type="checkbox"/>	bike
d	n	i	n	e	d	i	<input checked="" type="checkbox"/>	lime
e	l	i	m	b	i	k	<input checked="" type="checkbox"/>	nine
							<input checked="" type="checkbox"/>	fire

Name: _____ i_e

Let's Pyramid Read & Match I

Read each line with your friends. Then copy and paste the matching picture. Finally, read each sentence three times.

I got	Mike
I got five	Mike can
I got five red	Mike can cut
I got five red pens.	Mike can cut up
	Mike can cut up a
	Mike can cut up a lime.

A pine

A pine is

A pine is on

A pine is on the

A pine is on the vine.

I	Mike can cut up a lime.
I can	
I can ride	
I can ride a	
I can ride a bike.	

Name: _____ i_e

Let's Unscramble and Read I

Unscramble the words to make a sentence. Write the sentence underneath. Then read all of the sentences three times.

dive, like, to, I
I like to dive

lime, Is, ripe?, the
Is the lime ripe?

pets, had, nine, Mike
Mike had nine pets.

lit, fire!, big, Nile, a
Nile lit a big fire!

is, A, vine, the, kite, in
A Kite is in the vine


Name: _____ i_e

Let's Read and Answer I

Read the passage. Color a book each time you read. When you're done, answer the questions.

Mike's Job

Mike is at a job site. Mike's job is to wipe the mud on the tile. Wipe, wipe, wipe the mud Mike! Mike got nine dimes for the job! Mike can hide the dimes in a can.



1. Mike can ___ the tile.
 site dime wipe

2. Mike got ___ dimes.
 nine five hide



TEACHERS ARE RAVING!



Sonni D.
July 23, 2023

★★★★★ Extremely satisfied

I loved these resources for both small group and independent work. The students liked them as they felt successful with them!

Students used with

1st grade

Students were engaged



Mary D.
February 12, 2024

★★★★★ Extremely satisfied

These were the perfect additions to our phonics lessons. My students loved the variety of activities and I loved the ease of preparation. Thank you!

Students used with

1st grade

Students were engaged



February 13, 2024


★★★★★ Extremely satisfied

This is a great resource! It is jam-packed with creative worksheets that follow the SOR. I was so happy that I bought a packet for each short vowel.

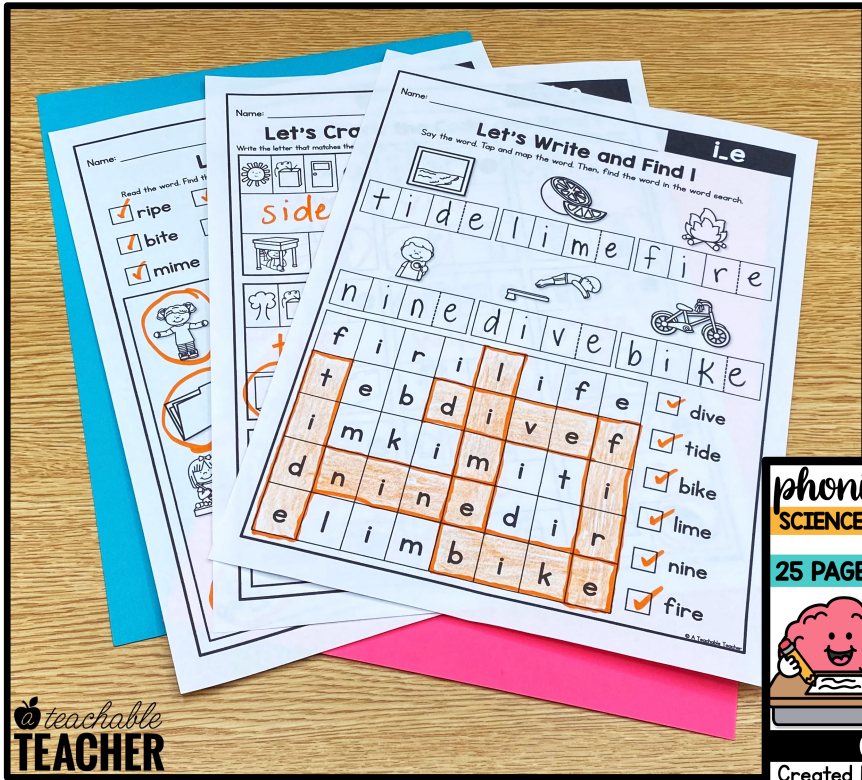
Students used with

1st grade

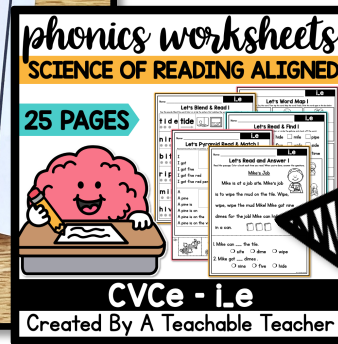
Students were engaged



ENGAGING Science of Reading aligned CVCe practice!

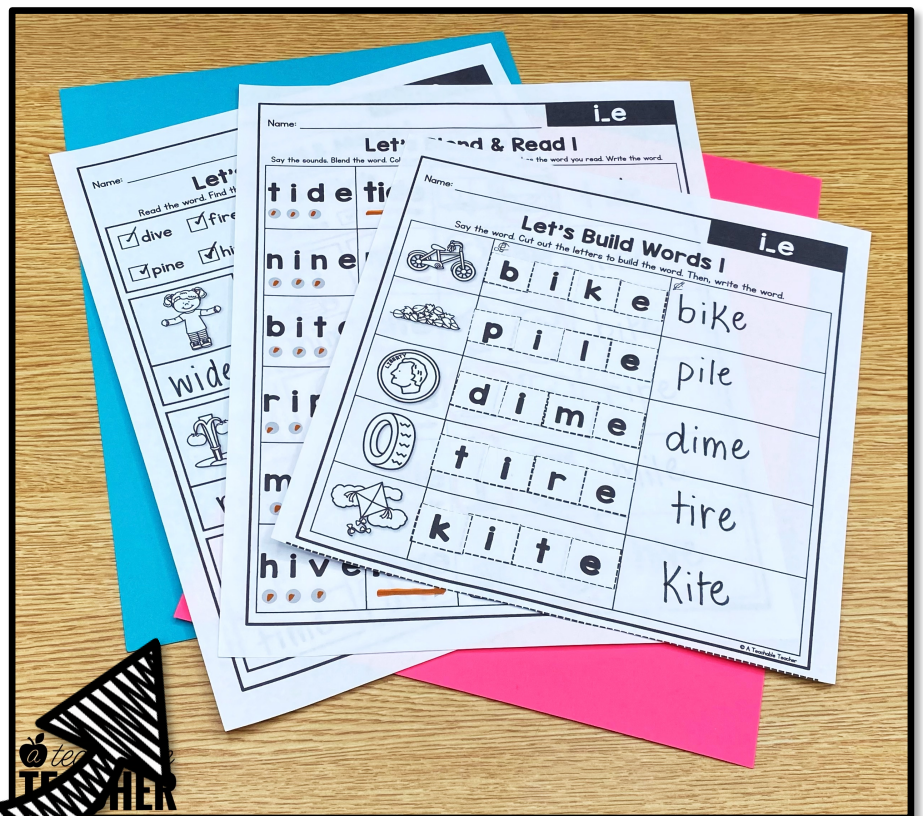


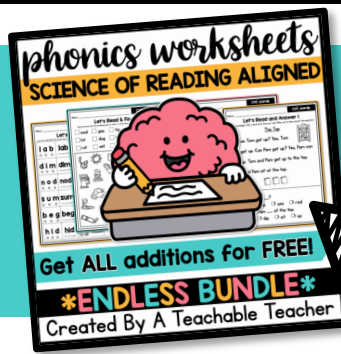
Fully decodable +
CVCe i_e fluency +
reading +
comprehension +
answer keys + Science
of Reading aligned,
ALL in ONE resource!



NO Prep Needed!

Ready for
students to
practice
CVCe i_e
words -
Just print
and go!





GET THE BUNDLE & SAVE \$\$\$

Phonics Skill	# of Pages
Mixed CVC	25
CVC - separated by vowel	99
Digraphs	23
Beginning Blends	30
Ending Blends	30
Double Final Consonants	21
Mixed CVCe	35
CVCe - separated by vowel	88
Long Vowel Teams	40
Diphthongs	37
R-Controlled Vowels	40
Bundle TOTALS	468 pages

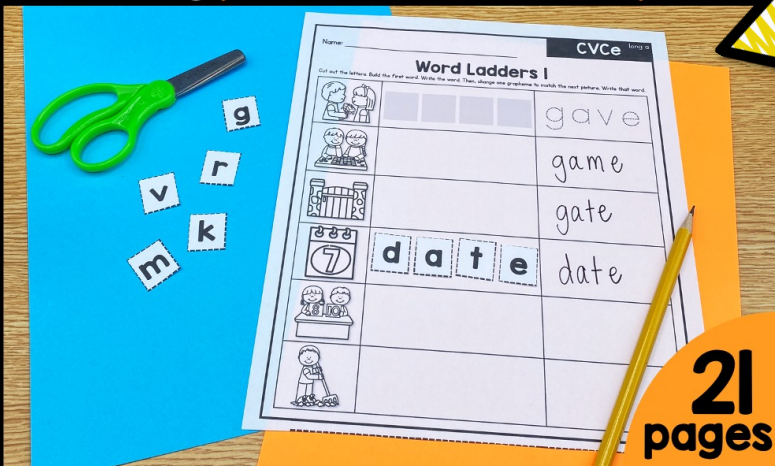
Click **HERE** for the **BUNDLE**

Looking for MORE Science of Reading CVCe Products?

-click to go-

WORD LADDERS

connecting phonemic awareness + phonics

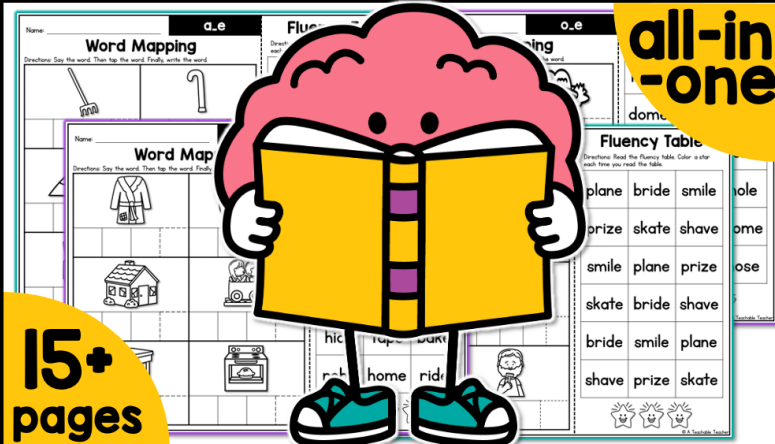


21 pages

the CVCe edition

Created By A Teachable Teacher

WORD MAPPING + FLUENCY BUILDING




all-in-one

15+ pages

cvce edition

Created By A Teachable Teacher



Frequently Asked Questions

Is this an editable resource?

This resource is not editable.

What high frequency words are used in this resource?

Sentences and passages use only 10 prereading high frequency words (a, and, I, for, is, of, the, to, was, you) and FULLY decodable VC + CVC + CCVC + CVCC + CCVCC + CVCe + CCVCE high frequency words

Is this resource available in an online format?

No, this resource is not uploaded in an online format.

Are answer keys included in this resource?

YES!!! Answer keys for EVERY page are included in this resource!