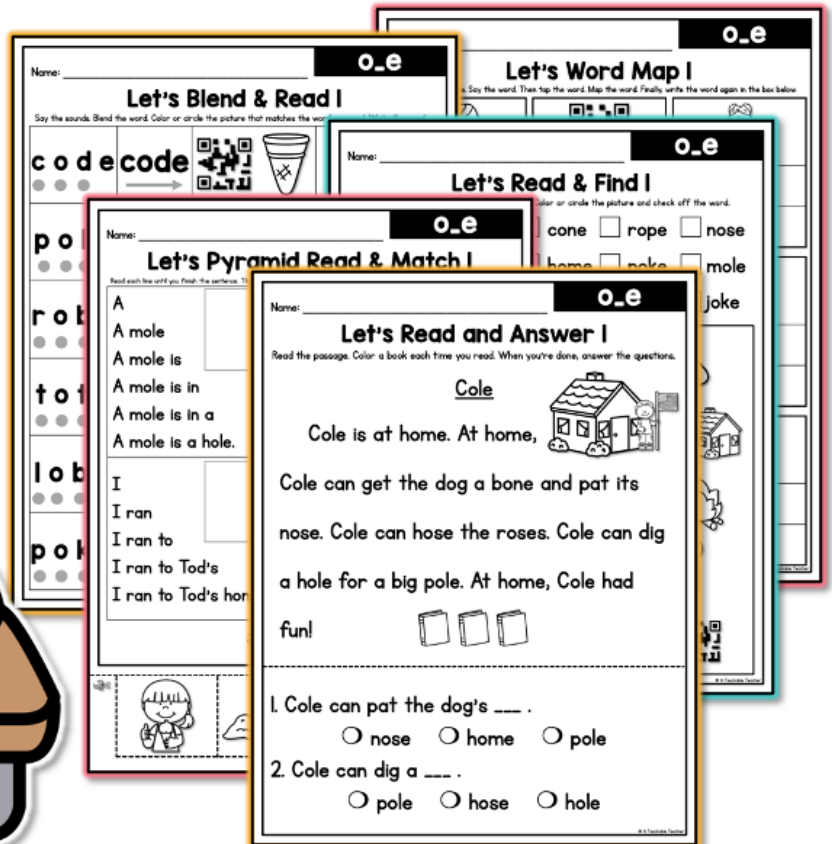



# phonics worksheets


SCIENCE OF READING ALIGNED

26 PAGES



CVCe - o\_e

Created By A Teachable Teacher



scroll to see more

# phonics worksheets

CVCe - o\_e

26 pages included!

Science of Reading  
aligned!


**FULLY** decodable!

Great for small groups,  
whole group, word work,  
centers, and so much more!

**NO PREP!**



# CVCe - o\_e Words Practice Included:



- ✓ Orthographic mapping o\_e words
- ✓ Blending o\_e words
- ✓ Identifying/matching/writing o\_e words
- ✓ Building o\_e words letter by letter
- ✓ Reading decodable sentences with o\_e words
- ✓ Comprehension
- ✓ Reading decodable passages with o\_e words



Mary D.

February 12, 2024

★★★★★ Extremely satisfied

These were the perfect additions to our phonics lessons. My students loved the variety of activities and I loved the ease of preparation. Thank you!

Students used with

1st grade

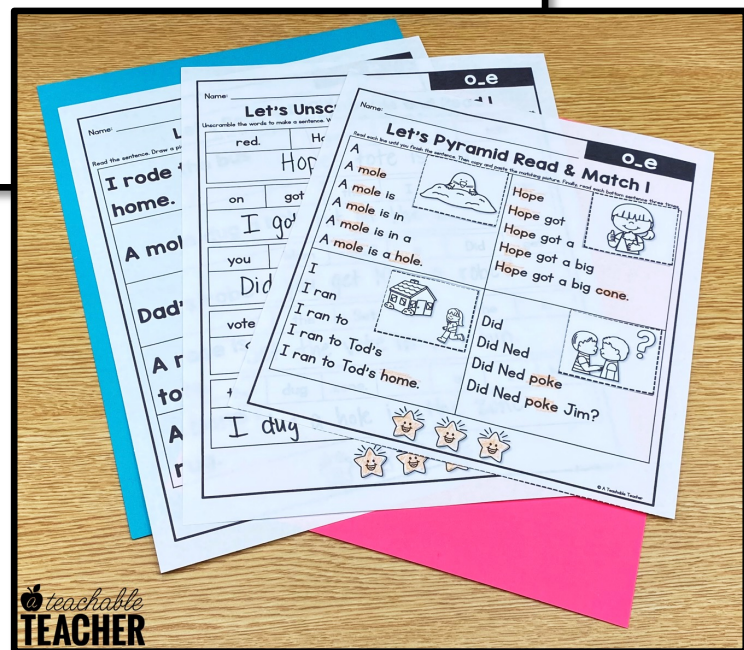
Students were engaged

Strongly disagree

Strongly agree

## Varied Practice With:

- ✓ words
- ✓ sentences
- ✓ passages



teachable  
TEACHER

teachable  
TEACHER

# phonics worksheets

## CVCe - o\_e

### 11 Worksheet Types

Name: \_\_\_\_\_ **o\_e**

#### Let's Word Map I

Look at the picture. Say the word. Then tap the word. Map the word. Finally, write the word again in the box below.

Name: \_\_\_\_\_ **o\_e**

#### Let's Read & Match I

Read the word. Find the matching picture. Write the word under the picture.

cone  dome  hole  vote  pose  note  
 rode  zone  nose  joke  bone  rope

Name: \_\_\_\_\_ **o\_e**

#### Let's Blend & Read I

Say the sounds. Blend the word. Color or circle the picture that matches the word you read. Write the word.

c o d e code   
 p o l e pole   
 r o b e robe

Name: \_\_\_\_\_ **o\_e**

#### Let's Build Words I

Say the word. Cut out the letters to build the word. Then, write the word.

Name: \_\_\_\_\_ **o\_e**

#### Let's Crack the Code and Read I

Write the letter that matches the beginning sound for the picture. Then read your word. Circle the matching picture.

e e e  
 e  
 e e e

Name: \_\_\_\_\_ **o\_e**

#### Let's Write and Find I

Say the word. Tap and map the word. Then, find the word in the word search.

Name: \_\_\_\_\_ **o\_e**

#### Let's Read & Find I

Read the word. Find the matching picture. Color or circle the picture and check off the word.

zone  rode  cone  rope  nose  
 pose  tote  home  poke  mole  
 vote  code  rose  note  joke

Name: \_\_\_\_\_ **o\_e**

#### Let's Pyramid Read & Match I

Read each line until you finish the sentence. Then copy and paste the matching picture. Finally, read each bottom sentence three times.

A \_\_\_\_\_ Hope  
 A mole \_\_\_\_\_ Hope got  
 A mole is \_\_\_\_\_ Hope got a  
 A mole is in \_\_\_\_\_ Hope got a big  
 A mole is in a \_\_\_\_\_ Hope got a big cone.  
 A mole is a hole.

Name: \_\_\_\_\_ **o\_e**

#### Let's Read & Draw I

Read the sentence. Draw a picture to match the sentence. Finally, read all of the sentences on the page three times.

I rode the bus home.  
 A mole dug a hole.

Name: \_\_\_\_\_ **o\_e**

#### Let's Unscramble and Read I

Unscramble the words to make a sentence. Write the sentence underneath. Then read all of the sentences three times.

red. Hope's is tote  
 on got the I hit nose.  
 you Mom robe? a Did get  
 vote the Set bin. the in  
 the dug zone. in a I hole

Name: \_\_\_\_\_ **o\_e**

#### Let's Read and Answer I

Read the passage. Color a book each time you read. When you're done, answer the questions.

Cole

Cole is at home. At home,

Cole can get the dog a bone and pat its nose. Cole can hose the roses. Cole can dig a hole for a big pole. At home, Cole had fun!

1. Cole can pat the dog's \_\_\_\_ .  
 nose  home  pole

2. Cole can dig a \_\_\_\_ .  
 pole  hose  hole

# phonics worksheets

## CVCe - o\_e

### Fully Decodable

### HIGH FREQUENCY WORDS





Sentences and passages use only


- prereading high frequency words (a, and, I, for, is, of, the, to, was, you)
- decodable VC + CVC + CCVC + CVCC + CCVCC + CVCe + CCVCe high frequency words

Name: \_\_\_\_\_ **o\_e**

### Let's Pyramid Read & Match I

Read each line until you finish the sentence. Then copy and paste the matching picture. Finally, read each bottom sentence three times.

A A mole A mole is A mole is in A mole is in a A mole is a hole.		Hope Hope got Hope got a Hope got a big Hope got a big cone.	
I I ran I ran to I ran to Tod's I ran to Tod's		Did Did I Did I Did I	




Name: \_\_\_\_\_ **o\_e**


### Let's Read and Answer I

Read the passage. Color a book each time you read. When you're done, answer the questions.

Cole

Cole is at home. At home, 

Cole can get the dog a bone and pat its nose. Cole can hose the roses. Cole can dig a hole for a big pole. At home, Cole had fun!



---

1. Cole can pat the dog's \_\_\_\_ .  
 nose    home    pole

2. Cole can dig a \_\_\_\_ .  
 pole    hose    hole

© A Teachable Teacher

# phonics worksheets

## CVCe - o\_e





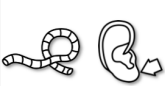

### Varied Practice

### SENTENCES

Name: \_\_\_\_\_ **o\_e**

### Let's Blend & Read I

Say the sounds. Blend the word. Color or circle the picture that matches the word you read. Write the word.

c o d e code ● ● ● →		
p o l e pole ● ● ● →		
r o b e robe ● ● ● →		
t o t e tote ● ● ● →		
l o b e lobe ● ● ● →		
p o k e poke ● ● ● →		

Name: \_\_\_\_\_ **o\_e**

### Let's Unscramble and Read I

Unscramble the words to make a sentence. Write the sentence underneath. Then read all of the sentences through.

red.	Hope's	is	tot			
_____						
on	got	the	I	hit	nose.	
_____						
you	Mom	robe?	a	Did	get	
_____						
vote	the	Set	bin.	the	in	
_____						
the	dug	zone.	in	a	I	hole
_____						


### WORDS

### PASSAGES


Name: \_\_\_\_\_ **o\_e**

### Let's Read and Answer I

Read the passage. Color a book each time you read. When you're done, answer the questions.

Cole 

Cole is at home. At home, Cole can get the dog a bone and pat its nose. Cole can hose the roses. Cole can dig a hole for a big pole. At home, Cole had fun!



1. Cole can pat the dog's \_\_\_\_ .  
 nose    home    pole

2. Cole can dig a \_\_\_\_ .  
 pole    hose    hole




# phonics worksheets

## CVCe - o\_e

Name: \_\_\_\_\_ **o\_e**

### Let's Write and Find I

Say the word. Tap and map the word. Then, find the word in the word search.



  

\_\_\_\_\_

Name: \_\_\_\_\_ **o\_e**

### Let's Pyramid Read & Match I

Read each line until you finish the sentence. Then copy and paste the matching picture. Finally, read each bottom sentence three times.

A		Hope	
A mole		Hope got	
A mole is		Hope got a	
A mole is in		Hope got a big	
A mole is in a		Hope got a big cone.	
A mole is a hole.			


I

I ran

I ran to

I ran to Tod's

I ran to Tod's home.



© A Teachable Teacher


26  
CVCe - o\_e  
pages

Name: \_\_\_\_\_ **o\_e**

### and Answer I

you read. When you're done, answer the questions.


Cole

At home, 

g a bone and pat its

the roses. Cole can dig

. At home, Cole had



g's \_\_\_\_ .

nose  home  pole

2. Cole can dig a \_\_\_\_ .

pole  hose  hole

© A Teachable Teacher

Answer Keys Included!

# phonics worksheets

## CVCe - o\_e

### See it in Action!

o\_e

**Let's Write and Find I**  
Say the word. Tap and map the word. Then, find the word in the word search.

Vote Cone

Vote Cone

p	o	l	e	h	o	s	m	<input checked="" type="checkbox"/>	cone
o	h	o	c	o	n	e	o	<input type="checkbox"/>	home
s	o	t	e	m	o	l	e	<input type="checkbox"/>	mole
e	v	o	t	e	p	o	s	<input checked="" type="checkbox"/>	pose
l	o	d	l	o	b	e	d	<input type="checkbox"/>	lobe

teachable TEACHER

o\_e

**Let's Read & Find I**  
Read the word. Find the matching picture. Color or circle the picture and check off the word.

zone  rode  cone  rope  nose  
 pose  tote  home  poke  mole  
 vote  code  rose  note  joke

teachable HER

o\_e

**Let's Unscramble and Read I**  
Unscramble the words to make a sentence. Write the sentence underneath. Then read all of the sentences three times.

red. Hope's is tote  
Hope's tote is red.

on got the I hit nose.  
I got hit on the nose.

you Mom robe? a Did get  
Did you get Mom a robe?

vote the Set bin. the in  
Set the vote in the bin.

the dug zone. in a I hole  
I dug a hole in the zone.

teachable TEACHER

o\_e

**Let's Word Map I**  
Look at the picture. Say the word. Tap the word. Write the word again in the box below.

robe robe  
home home  
joke joke

o\_e

**Let's Read and Answer I**  
Read the passage. Color a book each time you read. When you're done, answer the questions.

Cole

Cole is at home. At home, Cole can get the dog a bone and pat its nose. Cole can hose the roses. Cole can dig a hole for a big pole. At home, Cole had fun!

1. Cole can pat the dog's \_\_\_\_ .  
 nose  home  pole

2. Cole can dig a \_\_\_\_ .  
 pole  hose  hole

teachable TEACHER





# TEACHERS ARE RAVING!



Sonni D.  
July 23, 2023

★★★★★ Extremely satisfied

I loved these resources for both small group and independent work. The students liked them as they felt successful with them!

Students used with

1st grade

Students were engaged



Mary D.  
February 12, 2024

★★★★★ Extremely satisfied

These were the perfect additions to our phonics lessons. My students loved the variety of activities and I loved the ease of preparation. Thank you!

Students used with

1st grade

Students were engaged



November 27, 2023

★★★★★ Extremely satisfied


This is a wonderful resource!! You will love it! :)

Students used with

K



Primarily students with learning difficulties

Students were engaged



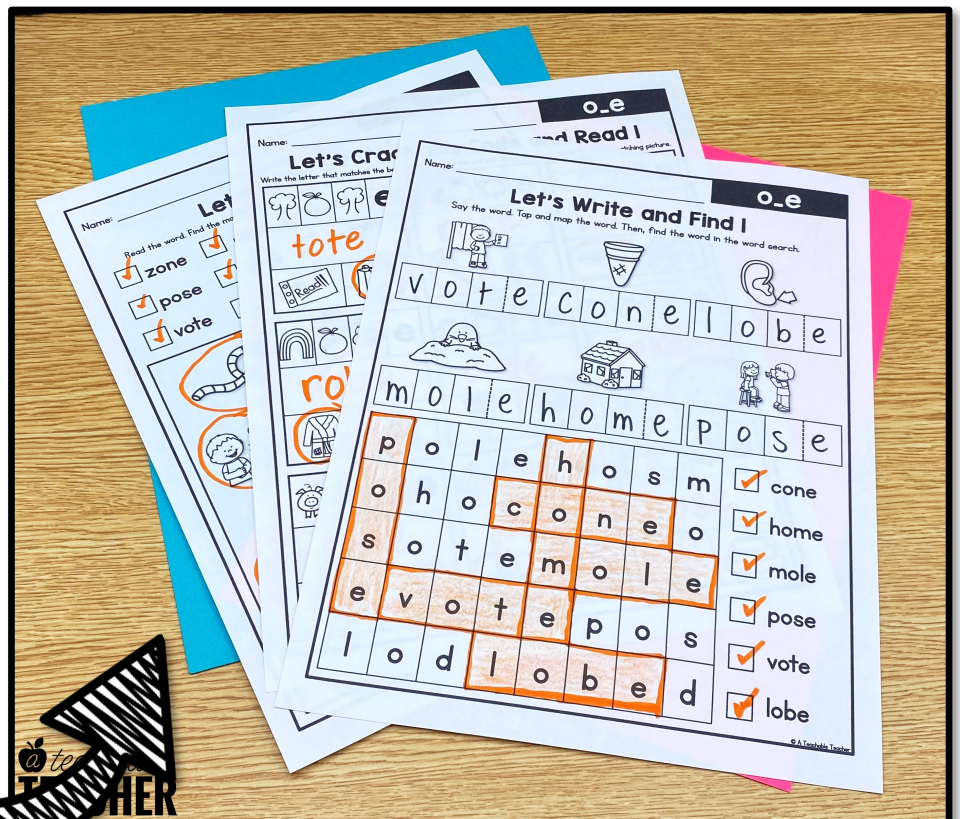
# ENGAGING Science of Reading aligned CVCe practice!

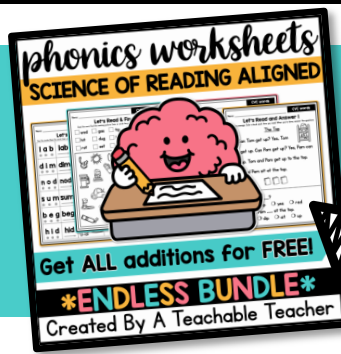
Fully decodable +  
CVCe o\_e fluency +  
reading +  
comprehension +  
answer keys + Science  
of Reading aligned,  
ALL in ONE resource!



# NO Prep Needed!

Ready for  
students to  
practice  
CVCe o\_e  
words -  
Just print  
and go!





# GET THE BUNDLE & SAVE \$\$\$

Phonics Skill	# of Pages
Mixed CVC	25
CVC - separated by vowel	99
Digraphs	23
Beginning Blends	30
Ending Blends	30
Double Final Consonants	21
Mixed CVCe	35
CVCe - separated by vowel	88
Long Vowel Teams	40
Diphthongs	37
R-Controlled Vowels	40
<b>Bundle TOTALS</b>	<b>468 pages</b>


Click **HERE** for the **BUNDLE**

# Looking for MORE Science of Reading CVCe Products?

*-click to go-*

## WORD LADDERS

connecting phonemic awareness + phonics

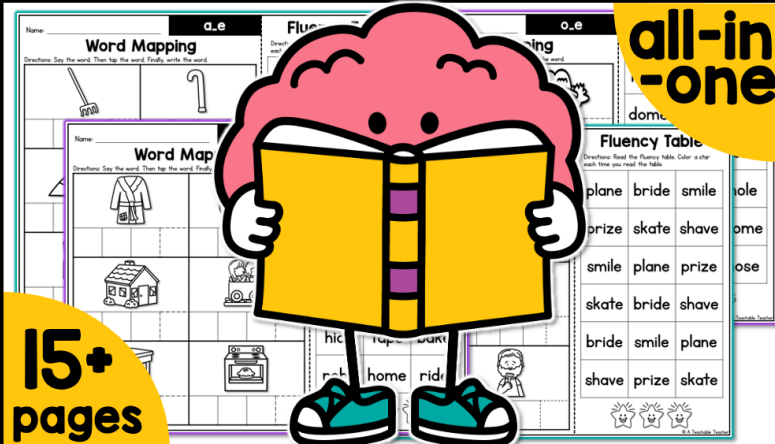


**21**  
pages

### the CVCe edition

Created By A Teachable Teacher

## WORD MAPPING + FLUENCY BUILDING




**all-in-one**

**15+**  
pages

### cvce edition

Created By A Teachable Teacher



# Frequently Asked Questions

Is this an editable resource?

This resource is not editable.

What high frequency words are used in this resource?

Sentences and passages use only 10 prereading high frequency words (a, and, I, for, is, of, the, to, was, you) and FULLY decodable VC + CVC + CCVC + CVCC + CCVCC + CVCe + CCVCe high frequency words

Is this resource available in an online format?

No, this resource is not uploaded in an online format.

Are answer keys included in this resource?

**YES!!!** Answer keys for EVERY page are included in this resource!