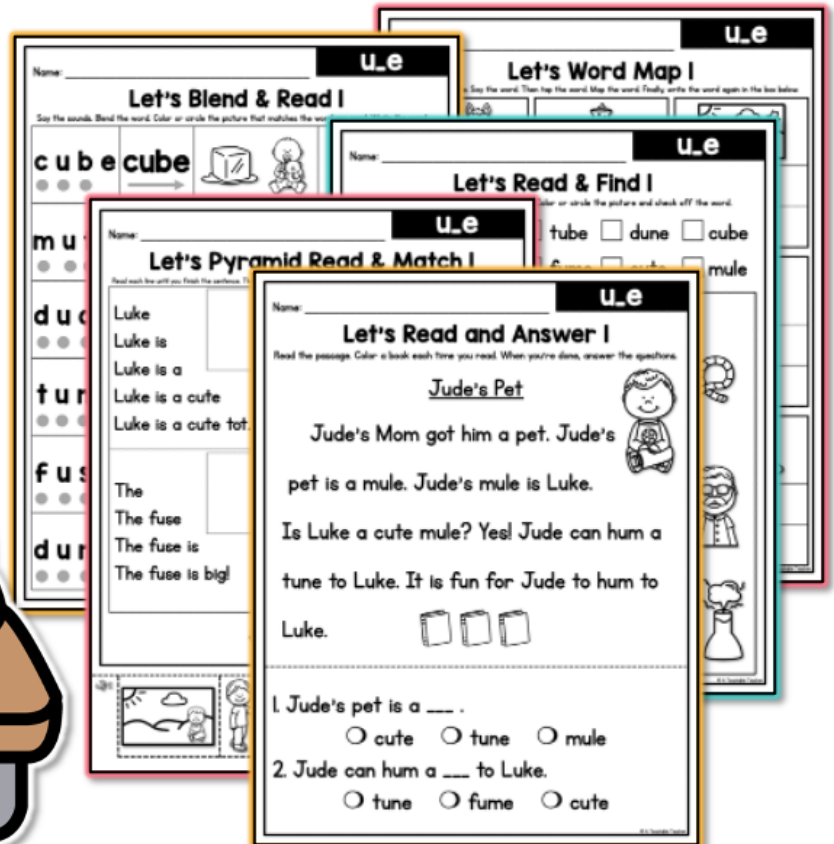



# phonics worksheets


SCIENCE OF READING ALIGNED

12 PAGES



CVCe - u\_e

Created By A Teachable Teacher



scroll to see more

# phonics worksheets

CVCe - u\_e

12 pages included!

Science of Reading  
aligned!


**FULLY** decodable!

Great for small groups,  
whole group, word work,  
centers, and so much more!

**NO PREP!**



# CVCe - u\_e Words Practice Included:



- ✓ Orthographic mapping u\_e words
- ✓ Blending u\_e words
- ✓ Identifying/matching/writing u\_e words
- ✓ Building u\_e words letter by letter
- ✓ Reading decodable sentences with u\_e words
- ✓ Comprehension
- ✓ Reading decodable passages with u\_e words



Christina B.

February 26, 2024

★★★★★ Extremely satisfied

These sheets are great! I like that students can complete them independently. Thanks for the answer key!

Students used with

1st grade

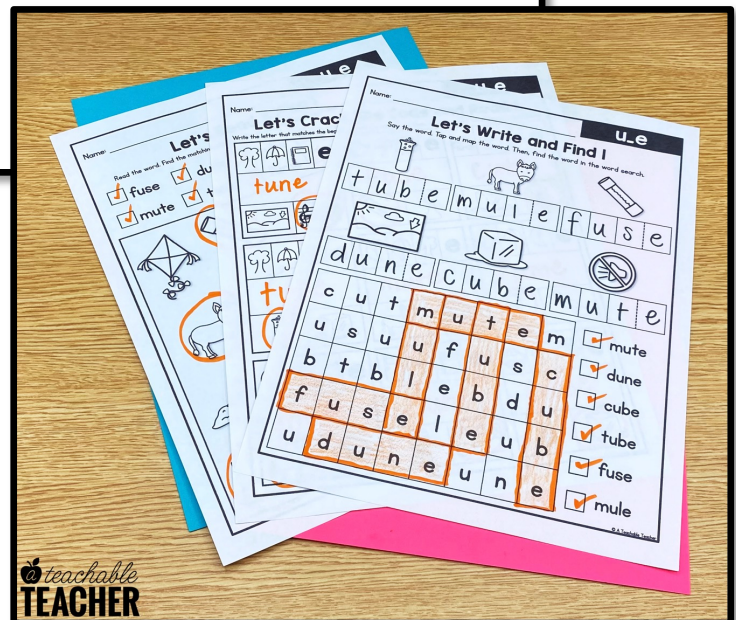
Students were engaged

Strongly disagree

Strongly agree

## Varied Practice With:

- ✓ words
- ✓ sentences
- ✓ passages



teachable  
TEACHER

teachable  
TEACHER

# phonics worksheets




## CVCe - u\_e

### 11 Worksheet Types

Name: \_\_\_\_\_ **u\_e**

#### Let's Word Map I

Look at the picture. Say the word. Then tap the word. Map the word. Finally, write the word again in the box below.

|  |   |   |
|--|---|---|
|  |  |  |
| _____  | _____   | _____   |
| _____  | _____   | _____   |





Name: \_\_\_\_\_ **u\_e**

#### Let's Read & Match I

Read the word. Find the matching picture. Write the word under the picture.

mute  cube  dude  fuse  tune  mule



tune  fume  tube  dune  mute  tube



|   |   |   |   |
|---|---|---|---|
|  |  |  |  |
|---|---|---|---|



Name: \_\_\_\_\_ **u\_e**

#### Let's Blend & Read I

Say the sounds. Blend the word. Color or circle the picture that matches the word you read. Write the word.

c u b e cube  




m u t e mute  

d u d e dude  

Name: \_\_\_\_\_ **u\_e**

#### Let's Build Words I













Say the word. Cut out the letters to build the word. Then, write the word.

|   |       |       |
|---|-------|-------|
|   | _____ | _____ |
|  | _____ | _____ |
|  | _____ | _____ |

Name: \_\_\_\_\_ **u\_e**

#### Let's Crack the Code and Read I


Write the letter that matches the beginning sound for the picture. Then read your word. Circle the matching picture.

|   |   |   |
|---|---|---|
|  e  |  e  |  e  |
|  e |  e |  e |
|  e |  e |  e |
|  e |  e |  e |

Name: \_\_\_\_\_ **u\_e**

#### Let's Write and Find I

Say the word. Tap and map the word. Then, find the word in the word search.

|   |   |   |
|---|---|---|
|   |   |   |
| _____   | _____   | _____   |
|  |  |  |
| _____   | _____   | _____   |


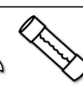














Name: \_\_\_\_\_ **u\_e**

#### Let's Read & Find I

Read the word. Find the matching picture. Color or circle the picture and check off the word.

fuse  dude  tube  dune  cube

mute  tune  fume  cute  mule

|   |   |   |   |
|---|---|---|---|
|  |  |  |  |
|  |  |  |  |
|  |  |  |  |
|  |  |  |  |

Name: \_\_\_\_\_ **u\_e**

#### Let's Pyramid Read & Match I

Read each line until you finish the sentence. Then copy and paste the matching picture. Finally, read each bottom sentence three times.

|                     |                     |
|---------------------|---------------------|
| Luke                | I                   |
| Luke is             | I can               |
| Luke is a           | I can pet           |
| Luke is a cute      | I can pet the       |
| Luke is a cute tot. | I can pet the mule. |

Name: \_\_\_\_\_ **u\_e**

#### Let's Read & Draw I

Read the sentence. Draw a picture to match the sentence. Finally, read all of the sentences on the page three times.

A red van is in the dune.

I can mute the tune.

Name: \_\_\_\_\_ **u\_e**

#### Let's Unscramble and Read I

Unscramble the words to make a sentence. Write the sentence underneath. Then read all of the sentences three times.

|       |       |       |       |       |       |       |       |
|-------|-------|-------|-------|-------|-------|-------|-------|
| is    | dude. | fun   | Luke  | a     |       |       |       |
| _____ | _____ | _____ | _____ | _____ |       |       |       |
| cute  | I     | the   | can   | cat.  | pet   |       |       |
| _____ | _____ | _____ | _____ | _____ | _____ |       |       |
| is    | a     | A     | cup.  | in    | cube  |       |       |
| _____ | _____ | _____ | _____ | _____ | _____ |       |       |
| it    | pot   | fume  | hot!  | is    | The   | if    | can   |
| _____ | _____ | _____ | _____ | _____ | _____ | _____ | _____ |
| tube  | can   | a     | the   | lab.  | I     | in    | use   |
| _____ | _____ | _____ | _____ | _____ | _____ | _____ | _____ |

Name: \_\_\_\_\_ **u\_e**

#### Let's Read and Answer I

Read the passage. Color a book each time you read. When you're done, answer the questions.

##### Jude's Pet

Jude's Mom got him a pet. Jude's pet is a mule. Jude's mule is Luke.

Is Luke a cute mule? Yes! Jude can hum a tune to Luke. It is fun for Jude to hum to Luke.

1. Jude's pet is a \_\_\_\_ .  
 cute  tune  mule

2. Jude can hum a \_\_\_\_ to Luke.  
 tune  fume  cute



# phonics worksheets

## CVCe - u\_e

### Fully Decodable

#### HIGH FREQUENCY WORDS

Sentences and passages use only

- prereading high frequency words (a, and, I, for, is, of, the, to, was, you)
- decodable VC + CVC + CCVC + CVCC + CCVCC + CVCe + CCVCe high frequency words

Name: \_\_\_\_\_ **u\_e**

### Let's Pyramid Read & Match I

Read each line until you finish the sentence. Then copy and paste the matching picture. Finally, read each bottom sentence three times.

|                     |  |                     |  |
|---------------------|--|---------------------|--|
| Luke                |  | I                   |  |
| Luke is             |  | I can               |  |
| Luke is a           |  | I can pet           |  |
| Luke is a cute      |  | I can pet the       |  |
| Luke is a cute tot. |  | I can pet the mule. |  |


|                 |  |          |  |
|-----------------|--|----------|--|
| The             |  | Jude     |  |
| The fuse        |  | Jude sat |  |
| The fuse is     |  |          |  |
| The fuse is big |  |          |  |

Name: \_\_\_\_\_ **u\_e**


### Let's Read and Answer I

Read the passage. Color a book each time you read. When you're done, answer the questions.

#### Jude's Pet

Jude's Mom got him a pet. Jude's  pet is a mule. Jude's mule is Luke.

Is Luke a cute mule? Yes! Jude can hum a tune to Luke. It is fun for Jude to hum to Luke.



---

1. Jude's pet is a \_\_\_\_ .  
 cute    tune    mule

2. Jude can hum a \_\_\_\_ to Luke.  
 tune    fume    cute

© A Teachable Teacher

# phonics worksheets

## CVCe - u\_e













### Varied Practice

### SENTENCES

Name: \_\_\_\_\_ **u\_e**

### Let's Blend & Read I

Say the sounds. Blend the word. Color or circle the picture that matches the word you read. Write the word.


|                         |   |  |
|-------------------------|---|--|
| c u b e cube<br>● ● ● → |       |  |
| m u t e mute<br>● ● ● → |       |  |
| d u d e dude<br>● ● ● → |     |  |
| t u n e tune<br>● ● ● → |   |  |
| f u s e fuse<br>● ● ● → |   |  |
| d u n e dune<br>● ● ● → |   |  |

Name: \_\_\_\_\_ **u\_e**

### Let's Unscramble and Read I

Unscramble the words to make a sentence. Write the sentence underneath. Then read all of the sentences through.

|       |       |      |      |      |      |        |
|-------|-------|------|------|------|------|--------|
| is    | dude. | fun  | Luke |      |      |        |
| _____ |       |      |      |      |      |        |
| cute  | I     | the  | can  | cat. | pet  |        |
| _____ |       |      |      |      |      |        |
| is    | a     | A    | cup. | in   | cube |        |
| _____ |       |      |      |      |      |        |
| it    | pot   | fume | hot! | is   | The  | if can |
| _____ |       |      |      |      |      |        |
| tube  | can   | a    | the  | lab. | I    | in use |
| _____ |       |      |      |      |      |        |





Name: \_\_\_\_\_ **u\_e**

### Let's Read and Answer I

Read the passage. Color a book each time you read. When you're done, answer the questions.

#### Jude's Pet

Jude's Mom got him a pet. Jude's pet is a mule. Jude's mule is Luke. 

Is Luke a cute mule? Yes! Jude can hum a tune to Luke. It is fun for Jude to hum to Luke. 

---

1. Jude's pet is a \_\_\_\_ .  
 cute    tune    mule

2. Jude can hum a \_\_\_\_ to Luke.  
 tune    fume    cute

© A Teachable Teacher

### WORDS

### PASSAGES

# phonics worksheets

## CVCe - u\_e

Name: \_\_\_\_\_ **u\_e**

### Let's Write and Find I

Say the word. Tap and map the word. Then, find the word in the word search.

\_\_\_\_\_





\_\_\_\_\_

|   |   |   |   |   |
|---|---|---|---|---|
| c | u | t | m | u |
| u | s | u | u | f |
| b | t | b | l | e |
| f | u | s | e | l |
| u | d | u | n | e |

Name: \_\_\_\_\_ **u\_e**

### Let's Pyramid Read & Match I

Read each line until you finish the sentence. Then copy and paste the matching picture. Finally, read each bottom sentence three times.


|                     |  |                     |   |
|---------------------|--|---------------------|---|
| Luke                |  | I                   |  |
| Luke is             |  | I can               |   |
| Luke is a           |  | I can pet           |   |
| Luke is a cute      |  | I can pet the       |   |
| Luke is a cute tot. |  | I can pet the mule. |   |





The \_\_\_\_\_

The fuse \_\_\_\_\_

The fuse is \_\_\_\_\_

The fuse is big!




   

Name: \_\_\_\_\_ **u\_e**

### and Answer I

ou read. When you're done, answer the questions.


#### e's Pet

him a pet. Jude's 

s mule is Luke.

? Yes! Jude can hum a \_\_\_\_\_

an for Jude to hum to \_\_\_\_\_



1.  cute  tune  mule

2. Jude can hum a \_\_\_\_\_ to Luke.

tune  fume  cute

Answer Keys Included!












# phonics worksheets

## CVCe - u\_e

### See it in Action!

Let's Word Map I







u\_e

|   |   |   |
|---|---|---|
| <br>m u l e<br>mule  | <br>t u b e<br>tube  | <br>d u n e<br>dune  |
| <br>f u m e<br>fume  | <br>c u t e<br>cute  | <br>d u d e<br>dude  |
| <br>f u s e<br>fuse | <br>t u n e<br>tune | <br>c u b e<br>cube |

teachable TEACHER

Let's Blend & Read I






u\_e

|              |   |      |
|--------------|---|------|
| c u b e cube |    | Cube |
| m u t e mute |    | Mute |
| d u d e dude |    | Dude |
| t u n e tune |   | Tune |
| f u s e fuse |  | Fuse |
| d u n e dune |  | Dune |

teachable TEACHER

Let's Build Words I

u\_e

|   |              |
|---|--------------|
|  | t u b e tube |
|  | c u t e      |
|  |              |
|  |              |
|  |              |

teachable TEACHER

Let's U

u\_e

Let's Pyramid Read & Match I

u\_e

|                     |                     |
|---------------------|---------------------|
| Luke                | I can               |
| Luke is a           | I can pet           |
| Luke is a           | I can pet the       |
| Luke is a cute      | I can pet the       |
| Luke is a cute tot. | I can pet the mule. |

teachable TEACHER



# TEACHERS ARE RAVING!



Sonni D.  
July 23, 2023

★★★★★ Extremely satisfied

I loved these resources for both small group and independent work. The students liked them as they felt successful with them!

Students used with

1st grade

Students were engaged



Mary D.  
February 12, 2024

★★★★★ Extremely satisfied

These were the perfect additions to our phonics lessons. My students loved the variety of activities and I loved the ease of preparation. Thank you!

Students used with

1st grade

Students were engaged



November 27, 2023

★★★★★ Extremely satisfied


This is a wonderful resource!! You will love it! :)

Students used with

K

Primarily students with learning difficulties



Students were engaged





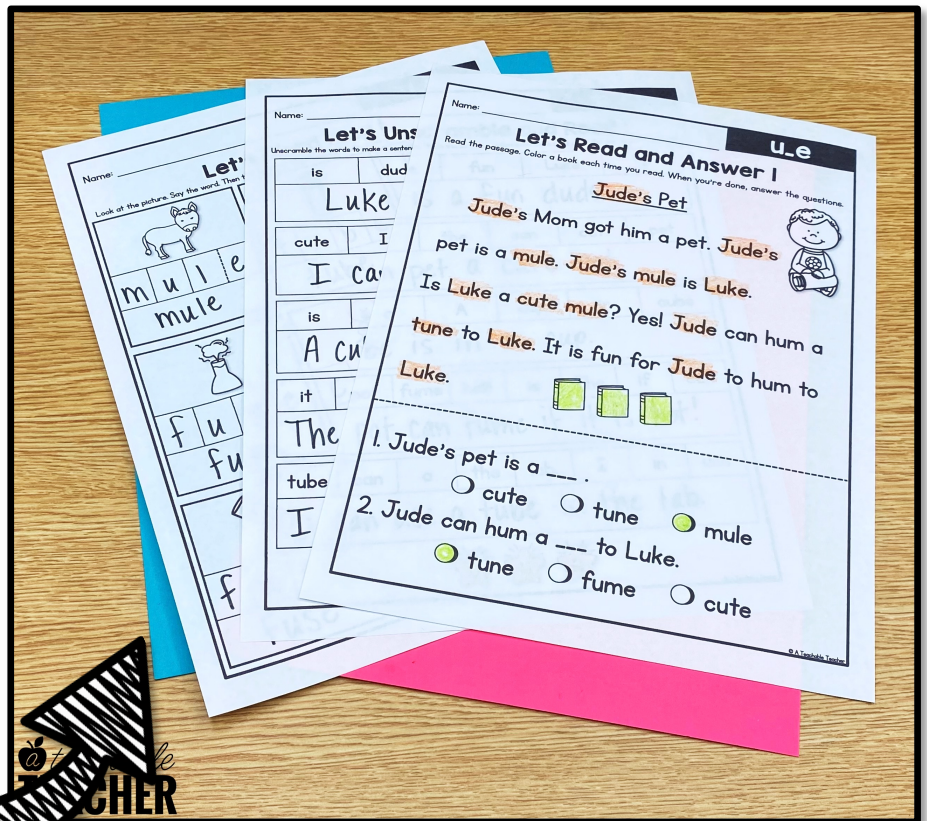
# ENGAGING Science of Reading aligned CVCe practice!

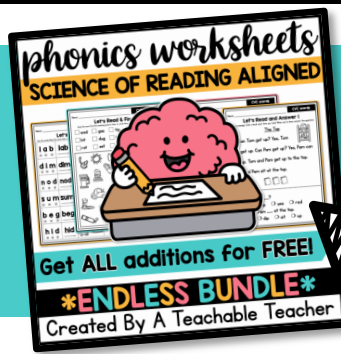
Fully decodable +  
CVCe u\_e fluency +  
reading +  
comprehension +  
answer keys + Science  
of Reading aligned,  
ALL in ONE resource!



# NO Prep Needed!

Ready for  
students to  
practice  
CVCe u\_e  
words -  
Just print  
and go!





# GET THE BUNDLE & SAVE \$\$\$\$

| Phonics Skill             | # of Pages       |
|---------------------------|------------------|
| Mixed CVC                 | 25               |
| CVC - separated by vowel  | 99               |
| Digraphs                  | 23               |
| Beginning Blends          | 30               |
| Ending Blends             | 30               |
| Double Final Consonants   | 21               |
| Mixed CVCe                | 35               |
| CVCe - separated by vowel | 88               |
| Long Vowel Teams          | 40               |
| Diphthongs                | 37               |
| R-Controlled Vowels       | 40               |
| <b>Bundle TOTALS</b>      | <b>468 pages</b> |

Click **HERE** for the **BUNDLE**

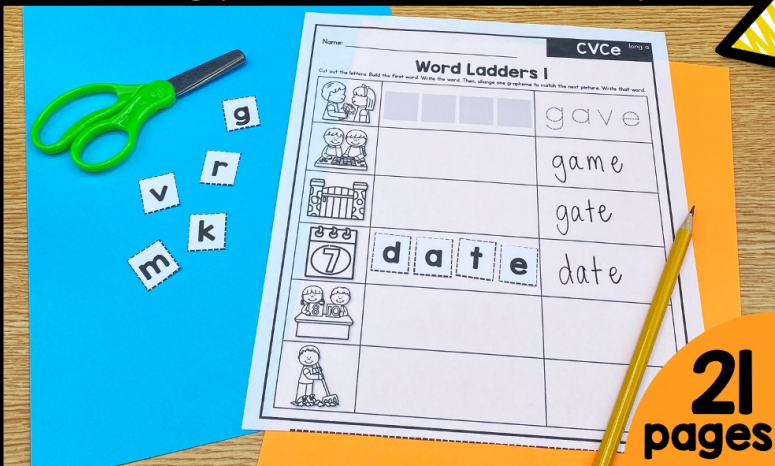


# Looking for MORE Science of Reading CVCe Products?

*-click to go-*

## WORD LADDERS


connecting **phonemic awareness** + **phonics**



**21**  
pages

**the CVCe edition**  
Created By A Teachable Teacher


## WORD MAPPING + FLUENCY BUILDING



**all-in-one**

**15+**  
pages

**cvce edition**  
Created By A Teachable Teacher



# Frequently Asked Questions

Is this an editable resource?

This resource is not editable.

What high frequency words are used in this resource?

Sentences and passages use only 10 prereading high frequency words (a, and, I, for, is, of, the, to, was, you) and FULLY decodable VC + CVC + CCVC + CVCC + CCVCC + CVCe + CCVCe high frequency words

Is this resource available in an online format?

No, this resource is not uploaded in an online format.

Are answer keys included in this resource?

**YES!!!** Answer keys for EVERY page are included in this resource!