

PHONICS SLIDES

decoding & encoding




Let's Blend & Read!

A hand holding a whiteboard with the word "cand" written in colorful letters (c: blue, a: red, n: blue, d: blue). Below the letters are four grey dots.

Let's Listen & Spell

A circular icon of a cartoon character with glasses and a green bush.

| | | |
|---|---|---|
| s | p | y |
|---|---|---|



20+ words

-Y as a Vowel-

Created By A Teachable Teacher

PHONICS SLIDES

decoding & encoding

decoding

Let's Blend & Read!

f l y

encoding

Let's Listen & Spell

f u n n y

for EVERY Y as a vowel!


PHONICS SLIDES

decoding & encoding

Decoding Slide Progression

Let's Blend & Read!


1



A hand holding a tablet displaying the letter 'c' in blue with a grey dot below it.

Let's Blend & Read!


2



A hand holding a tablet displaying the letters 'ca' in blue and red with two grey dots below.

Let's Blend & Read!


3



A hand holding a tablet displaying the letters 'can' in blue, red, and blue with three grey dots below.

Let's Blend & Read!

4



A hand holding a tablet displaying the letters 'cand' in blue, red, and blue with four grey dots below.

Let's Blend & Read!

5



A hand holding a tablet displaying the letters 'candy' in blue, red, and blue with five grey dots below.

candy

6



A hand holding a tablet displaying an illustration of three pieces of candy: a red round one, a pink one, and a striped one on a stick.

PHONICS SLIDES

decoding & encoding

Encoding Slide Progression

1 Let's Listen & Spell




2 How many sounds do you hear?



3 Let's Listen & Spell

| | | |
|--|--|--|
| | | |
|--|--|--|



4 Let's Listen & Spell

| | | |
|---|--|--|
| s | | |
|---|--|--|



5 Let's Listen & Spell

| | | |
|---|---|--|
| s | p | |
|---|---|--|




6 Let's Listen & Spell


| | | |
|---|---|---|
| s | p | y |
|---|---|---|



7



spy



-Orthographic (word) mapping

-Vowels are red, consonants are blue

-Self checking answer at the end

Students can use a white board to answer the encoding prompts to keep this paperless!

PHONICS SLIDES

decoding & encoding

digital for all devices

computers with or
without projectors



laptops or
chromebooks



tablets or
iPads



mobile phones



formatted for use with Google Drive™

PHONICS SLIDES

decoding & encoding

ways to use

- ✓ whole group
- ✓ small group
- ✓ one-on-one

when to use


- ✓ warm ups
- ✓ new skill lesson
- ✓ spiral review
- ✓ transition times
- ✓ reteaching
- ✓ intervention

✓ NO prep

✓ NO struggling to come up with decodable words on the spot

✓ NO searching to find clipart to match the target skill words

✓ NO paper copies needed



GET THE BUNDLE & SAVE \$\$\$

Phonics Skill **# of Words** **Phonics Skill** **# of Words**

| | | | |
|---------------------|-----|-------------------------|----|
| CVC Words | 159 | Digraphs | 60 |
| Blends | 113 | Double Final Consonants | 57 |
| Glued Sounds | 40 | CVCe Words | 99 |
| Long Vowel Teams | 183 | Y as a Vowel | 22 |
| R-Controlled Vowels | 74 | Diphthongs | 92 |
| Soft C/G | 20 | Consonant -le | 32 |
| Schwa | 15 | -dge & -tch | 23 |

Bundle TOTALS

1001 words

Click **HERE** for the **BUNDLE**