

PHONICS SLIDES

decoding & encoding



Let's Blend & Read!

A hand holding a whiteboard with the letters "c", "e", and "n" in separate boxes. Each letter has a grey dot below it. The "c" is blue, the "e" is red, and the "n" is blue.

Let's Listen & Spell

A hand holding a whiteboard with the letters "g", "e", and "i" in separate boxes. The "g" is blue, the "e" is red, and the "i" is blue. There are three pushpins on the left side of the board. A hand holding a yellow pencil is at the bottom right. A circular icon with a pink eraser and blue chalk is in the top right corner.

20 words

-Soft C/G-

Created By A Teachable Teacher

PHONICS SLIDES

decoding & encoding

decoding

Let's Blend & Read!

g e m

encoding

Let's Listen & Spell

n i c e

for EVERY soft c/g sound!


PHONICS SLIDES

decoding & encoding

Decoding Slide Progression

Let's Blend & Read!


1



A whiteboard with a grey border is held by two hands. On the board, the letter 'c' is written in blue. Below the letter is a grey dot.

Let's Blend & Read!


2



A whiteboard with a grey border is held by two hands. On the board, the letters 'c' and 'e' are written in blue and red respectively. Below each letter is a grey dot.

Let's Blend & Read!


3



A whiteboard with a grey border is held by two hands. On the board, the letters 'c', 'e', and 'n' are written in blue, red, and blue respectively. Below each letter is a grey dot.

Let's Blend & Read!


4



A whiteboard with a grey border is held by two hands. On the board, the word 'cent' is written in blue, red, blue, and blue respectively. Below each letter is a grey dot.

cent

5




A whiteboard with a grey border is held by two hands. On the board, a brown 1-cent coin is shown with the number '1' and the cent symbol '¢' on it.

PHONICS SLIDES

decoding & encoding

Encoding Slide Progression

1 Let's Listen & Spell




2 How many sounds do you hear?



3 Let's Listen & Spell

--	--	--



4 Let's Listen & Spell

g		
---	--	--



5 Let's Listen & Spell

g	e	
---	---	--




6 Let's Listen & Spell

g	e	m
---	---	---



7 gem



-Orthographic (word) mapping

-Vowels are red, consonants are blue

-Self checking answer at the end

Students can use a white board to answer the encoding prompts to keep this paperless!

PHONICS SLIDES


decoding & encoding

digital for all devices

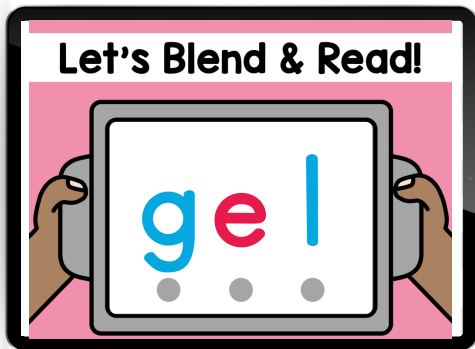
computers with or
without projectors



laptops or
chromebooks



tablets or
iPads



mobile phones



formatted for use with Google Drive™

PHONICS SLIDES

decoding & encoding

ways to use

- ✓ whole group
- ✓ small group
- ✓ one-on-one

when to use


- ✓ warm ups
- ✓ new skill lesson
- ✓ spiral review
- ✓ transition times
- ✓ reteaching
- ✓ intervention

✓ NO prep

✓ NO struggling to come up with decodable words on the spot

✓ NO searching to find clipart to match the target skill words

✓ NO paper copies needed



GET THE BUNDLE & SAVE \$\$\$

Phonics Skill

of Words

Phonics Skill

of Words

CVC Words	159	Digraphs	60
Blends	113	Double Final Consonants	57
Glued Sounds	40	CVCe Words	99
Long Vowel Teams	183	Y as a Vowel	22
R-Controlled Vowels	74	Diphthongs	92
Soft C/G	20	Consonant -le	32
Schwa	15	-dge & -tch	23

Bundle TOTALS

1001 words

Click [HERE](#) for the **BUNDLE**